



**Chignecto Central**  
Regional Centre for Education

2022-2023

# Long Range Outlook

# Table of Contents

---

## Overview

General Description.....	4
Senior Management Team .....	4
Family of School Administrative Units .....	4
Geography.....	4
Demographics .....	6

## Business Plan 2023-2024

Business Plan Priorities.....	7
System Improvement Plan Goal.....	8

## Educational Goals, Priorities and Programming

Vision.....	9
Mission .....	9
Beliefs.....	9

## Programs and Student Services

Public School Program .....	10
Specific Programming .....	11
Provincial Context.....	13

## Operations and Assets

Budget – Capital Assets and Student Transportation .....	19
Expenditure Summary 2022-23 .....	21
Grade Configurations .....	22
Class Size and Composition.....	22
Optimization of Educational Services .....	22

## Future Considerations .....

23

## School Information

A.G. Baillie Memorial School .....	26
Advocate District School.....	30
Amherst Regional High School.....	34
Bible Hill Consolidated Elementary School.....	39
Bible Hill Junior High School .....	43
Brookfield Elementary School .....	48
Central Colchester Junior High School.....	52
Chiganois Elementary School .....	56
Cobequid Consolidated Elementary School .....	60
Cobequid District Elementary School .....	65
Cobequid Educational Centre.....	69
Cumberland North Academy .....	75

Cyrus Eaton Elementary.....	79
Debert Elementary.....	83
Dr. W.A. MacLeod Consolidated School .....	87
E.B. Chandler Junior High School .....	91
Elmsdale Elementary School.....	95
Enfield Elementary School .....	99
F.H. MacDonald Academy .....	103
G.R. Saunders Elementary School.....	107
Great Village Elementary School.....	111
Hants East Rural High School .....	115
Hants North Rural High/Kennetcook District Elementary School.....	120
Harmony Heights Elementary School.....	126
Hilden Elementary School .....	130
Junction Road Elementary School.....	134
Maple Ridge Elementary School .....	138
McCulloch Education Centre .....	142
New Glasgow Academy .....	146
North Nova Education Centre.....	151
North River Elementary School .....	157
Northport Consolidated Elementary School.....	161
Northumberland Regional High School .....	164
Oxford Regional Education Centre .....	169
Parrsboro Regional Elementary School.....	174
Parrsboro Regional High School .....	178
Pictou Academy .....	183
Pugwash District High School .....	188
Rawdon District Elementary School .....	193
Redcliff Middle School .....	197
River Hebert District School .....	202
Riverside Education Centre.....	207
Salt Springs Elementary School .....	211
Scotsburn Elementary School .....	215
Shubenacadie District Elementary School.....	219
South Colchester Academy .....	223
Springhill Jr/Sr High School.....	228
Spring Street Academy.....	233
Tatamagouche Regional Academy.....	237
Thorburn Consolidated School .....	241
Trenton Elementary School .....	246
Trenton Middle School.....	250
Truro Elementary.....	254

Truro Middle School .....	258
Uniacke District School.....	262
Upper Stewiacke Elementary School .....	267
Valley Elementary School.....	271
Wallace Consolidated Elementary School.....	275
Walter Duggan Consolidated School.....	279
West Colchester Consolidated School .....	283
West End Memorial School .....	287
West Highlands School .....	291
West Pictou Consolidated School.....	295
Winding River Consolidated School .....	299

**Appendices**

Appendix A – Nova Scotia Department of Education and Early Childhood Development School Review Policy.....	304
Appendix B – School Capacity Calculation.....	305
Appendix C – Utilization Calculation.....	307
Appendix D – Building Condition Index Categories .....	308
Appendix E – Deferred Maintenance.....	309
Appendix F – Community and Municipal Information and Links .....	310
Appendix G – Population Trends.....	314
Appendix H – Initiating Factors.....	315

# Overview

---

## **General Description**

The Chignecto-Central Regional Centre for Education (CCRCE) is comprised of 2,700 staff, all striving to provide excellent educational opportunities for over 20,000 students in grades Pre-Primary to 12, including international students.

## **Senior Management Team**

The tasks and decisions relating to the daily operation of the school system are the responsibility of the Senior Management Team. This leadership team is comprised of the Regional Executive Director of Education, directors from each of the region's four departments: Education Services (School Administration and Programs & Student Services), Financial Services, Human Resources Services and Operational Services; and the supervisor from each of our four administrative "families" of schools.

## **Family of Schools Administrative Units**

CCRCE serves four distinct geographical areas in Central and Northern Nova Scotia. These four administrative units are called Families of Schools and include: Celtic, Chignecto, Cobequid and Nova.

The Celtic Family of Schools is made up of 16 schools in Pictou County: six elementary six elementary/middle schools, one middle/junior high schools and three high schools.

The Chignecto Family of Schools includes 17 schools in Cumberland County: nine elementary schools, one junior high school, four high schools and three consolidated Grade Primary - Grade 12 schools.

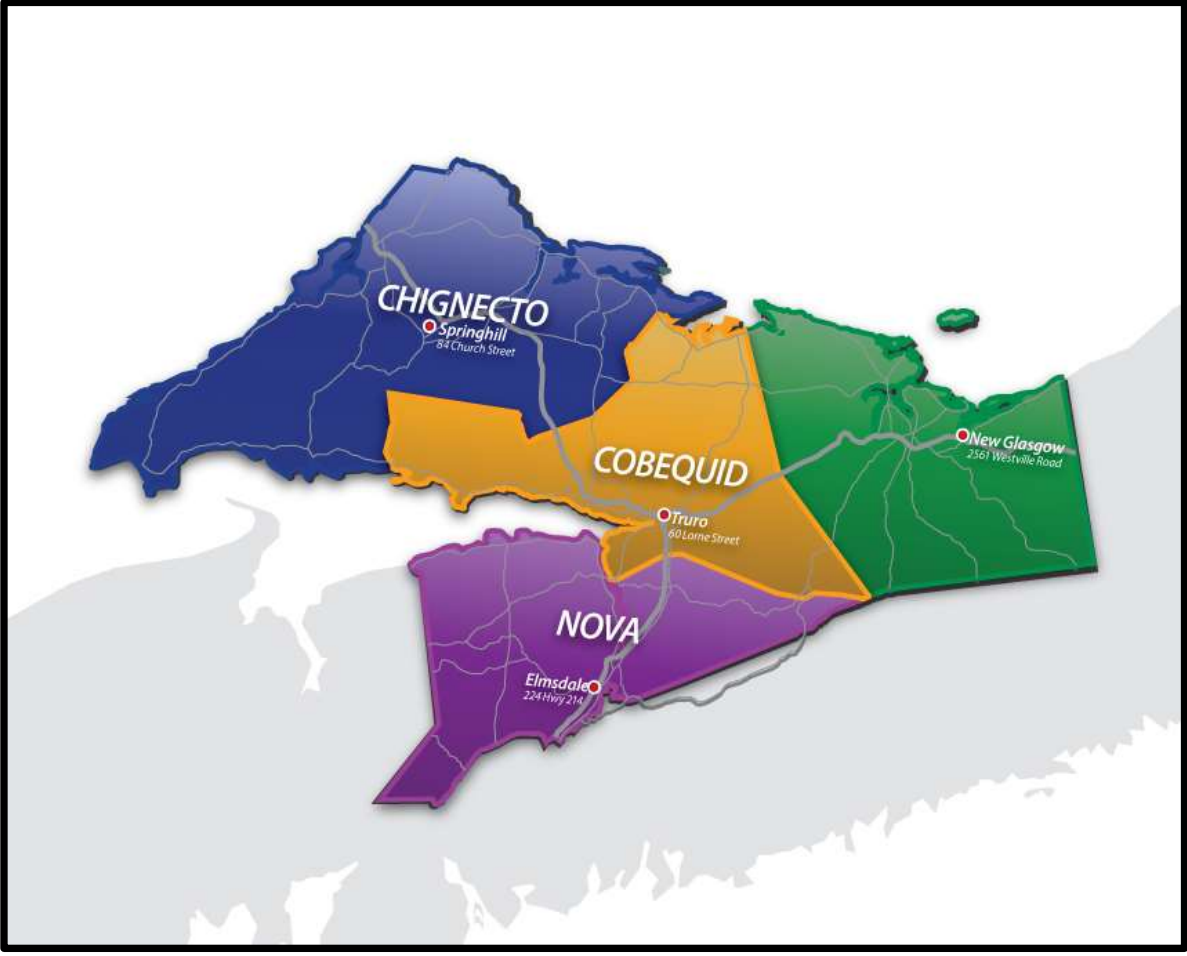
The Cobequid Family of Schools is made up of 16 schools in the northern, western and eastern parts of Colchester County: nine elementary schools, one P-9 school, four middle/junior high schools, one high school and one P-12 school.

The Nova Family of Schools includes 16 schools in the southern part of Colchester County and the Municipality of East Hants: 11 elementary schools, one middle school, one consolidated Grade Primary-9 school and three high schools.

## **Geography**

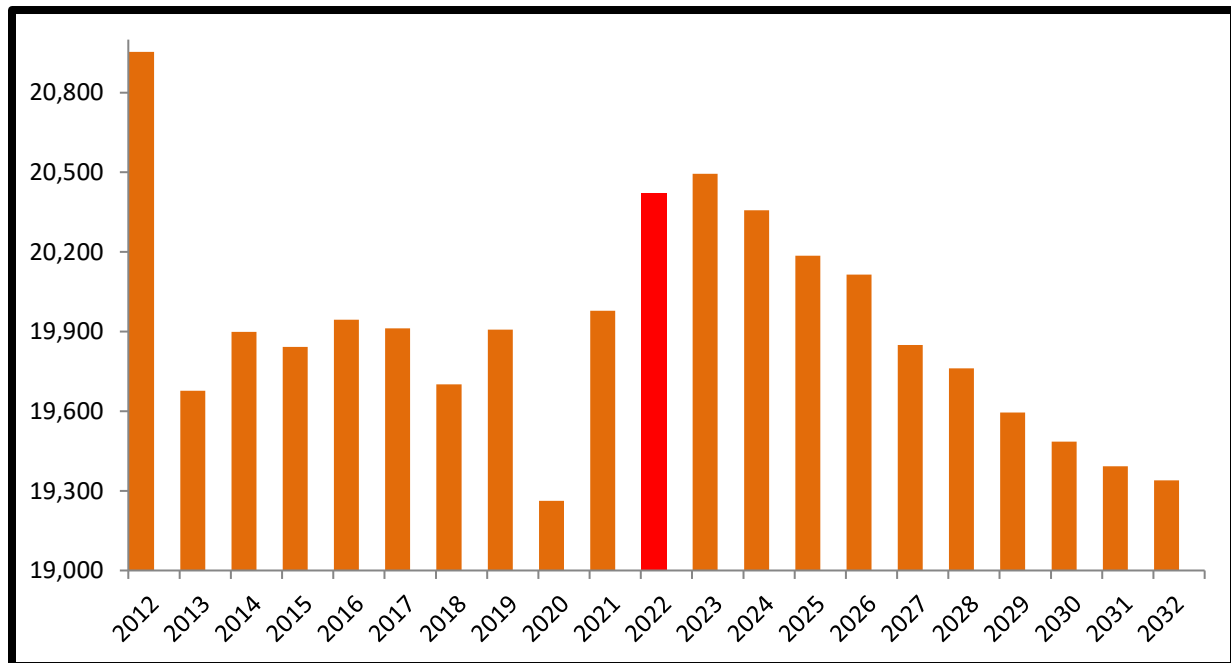
Our region is made up of 65 schools in central and northern Nova Scotia, stretching from the New Brunswick border to the Antigonish County line and from the Northumberland Strait to the Halifax Regional Municipality. Our geography includes the Counties of Colchester, Cumberland, Hants (East Hants) and Pictou. The central administrative office is located at 60 Lorne Street in Truro, Nova Scotia, with Family of Schools offices located in Shubenacadie, Springhill, Trenton and Truro.

CCRCE covers a geographic area of 12,529 square kilometers. By comparison, Prince Edward Island has an area of 5,660 square kilometers.



## Demographics

Board Enrolments	Year	Enrolment
Historic Enrolments (past 10 years)	2012	20,954
	2013	19,677
	2014	19,899
	2015	19,842
	2016	19,945
	2017	19,912
	2018	19,701
	2019	19,907
	2020	19,263
	2021	19,979
Current Enrolment (as of September 30th)	2022	20,423
Projected Enrolments (according to Baragar – 10 years)	2023	20,495
	2024	20,357
	2025	20,186
	2026	20,115
	2027	19,850
	2028	19,761
	2029	19,595
	2030	19,486
	2031	19,392
	2032	19,339



# 2023-2024 Business Plan

---

CCRCE began the 2023-2024 school year with a new three-year System Improvement Plan. The plan was constructed to focus our collective efforts on literacy, mathematics, well-being using an inclusive, culturally responsive approach.

In addition to our System Improvement Plan, further considerations for the Business Plan are as follows:

- The EECD Business Plan 2023-24
- The Inclusive Education Policy of Nova Scotia
- Truth and Reconciliation Commission of Canada: Calls to Action

The complete 2023-2024 Business Plan can be found at:

[https://www.ccrce.ca/about\\_us/reports\\_plans/business\\_plan](https://www.ccrce.ca/about_us/reports_plans/business_plan)

## **Business Plan Priorities**

### **Strengthening an Inclusive Education System**

- Develop and implement an Inclusive Education Scan with a focus on high schools.

### **Broadening our Skills**

- Develop a Regional Leadership Development Program for Educators.
- Re-establish an Employee Engagement Focus including employee recognition, retention and feedback.
- Develop strategies for all CCRCE staff to recognize, acknowledge and respond to racism and discrimination.

### **Safe Learning Environments**

- Strengthen our crisis response for schools by deepening our relationship with police partners, including participating together in threat risk assessment training.
- Fortify CCRCE's Cyber Security by establishing a dedicated regional Cyber Security Team and ensuring all employees complete Cyber Awareness Training.
  - Establish a CCRCE Cyber Security Team to respond to identified priorities of the Cyber Security Strengthening Project.
  - Ensure all CCRCE employees complete Cyber Awareness Training.

### **Improving Services**

- Modernize our Student Transportation service delivery model.



## **System Improvement Plan Goal**

We will:

- Understand our provincial Inclusive Education Policy, MTSS, and their implications for the lived educational experience of our students.
- Have Success Planning Goals for Literacy, Mathematics, and Well-Being.
- Understand and implement essential Tier 1 universal practices in every classroom.
- Intentionally focus on achieving regionally identified grade-band goals.

To read our details System Improvement Plan, including detailed grade band goals, visit:

[https://www.ccrce.ca/about\\_us/reports\\_plans/system\\_improvement\\_plan](https://www.ccrce.ca/about_us/reports_plans/system_improvement_plan)

# **Educational Goals, Priorities and Programming**

---

The Chignecto-Central Regional Centre for Education will be accountable to the public for the results achieved in the region's schools. Within the parameters of the Education Act and the Public School Program, the Regional Centre will determine priorities; provide human and material resources; and monitor and evaluate results achieved. Within due course, this activity will be implemented through the strategies/action plans flowing from a Regional Strategic Plan.

## **Vision**

Each student contributes meaningfully as a global citizen and thrives in an ever-changing world.

## **Mission**

We create engaging learning experiences in inclusive environments that support each student's well-being and social emotional development.

## **Beliefs**

- Collaboration
- Diversity & Inclusion
- Growth & Innovation
- Relationships
- Responsibility

# Programs and Student Services

---

## Public School Program

The Department of Education and Early Childhood Development is responsible for the creation of curriculum and approval of learning resources for public schools in Nova Scotia. The description of the expected curriculum to be delivered in schools in Nova Scotia is in the Public-School Program. The full document is available in the document depot at

<https://www.ednet.ns.ca/document-depot>

Each school is required to provide inclusive learning environments that provide programming and services for all students.

### Grades Primary to 3

Elementary schools must provide Integrated Language Arts, Integrated Mathematics, Physical Education, Physically Active Time and Music. The following subject areas are integrated within Language Arts and/or Mathematics: Health, Information Communication Technology, Science, Social Studies and Visual Arts.

### Grades 4 to 6:

Elementary schools must provide Language Arts, Mathematics, Core French / Mi'kmaw Language / Gaelic, Physical Education, Music and an Integrated Learning Block that includes explicit subject instruction in Health, Information Communication Technology, Science, Social Studies and Visual Arts. Physically Active Time is integrated daily in grades 4-6. It is a general activity distinct from physical education classes. Technology is integrated within learning experiences across the curriculum.

### Grades 7 to 9:

In grades 7 to 9, schools must provide English Language Arts; Core French, Gaelic, or Mi'kmaw; Healthy Living; Mathematics; Physical Education; Science; Social Studies; and two of Arts Education, Family Studies, or Technology Education.

Students in grades 7–9 are expected to take at least one of the following electives: Family Studies, Music, Technology Education, or Visual Arts. It is expected that information and communication technologies will be integrated within the prescribed courses.

The Grades 7 & 8 renewed curriculum has been implemented with a focus on Problem-Based and Inquiry-Based Learning.

### Grades 10 to 12:

In grades 10 to 12, students must earn 18 credits in English Language Arts, Fine Arts, Mathematics, Sciences, Canadian History, Global Studies, Physical Education, Technology and Elective Courses.

## **Specific Programming**

**Career Exploration Program (CEP)** is a grade 10 to 12 program offering students a combination of academic courses, hands-on elective courses and co-operative education placements. Students gain employability skills and meaningful co-op work experience and have the opportunity for additional certification in WHMIS, First Aid and Food Handling. CEP is offered at Amherst Regional High School, Cobequid Educational Centre, Hants East Rural High School, North Nova Education Centre and Northumberland Regional High School.

**Optional French** programs are open to all students. The Optional French Programs are: Early French Immersion (Grade Primary entry), Middle French Immersion (Grade 4 entry), Late French Immersion (Grade 7 entry), Integrated French (Grade 7 entry) and Intensive French (Grade 6).

**French Immersion** is a Regional Optional French Program offered at A.G. Baillie Memorial, New Glasgow Academy, North Nova Education Centre, Northumberland Regional High School, West Pictou Consolidated, Amherst Regional High School, Cumberland North Academy, E.B. Chandler Junior High School, Spring Street Academy, Bible Hill Junior High, Cobequid Educational Centre, Redcliff Middle School, Truro Elementary, Truro Middle School, Elmsdale District Elementary, Hants East Rural High and Riverside Education Centre.

**Integrated French** is an optional site-based French Program offered at Dr. W. A. MacLeod Consolidated School, Northumberland Regional High School, Amherst Regional High School, E.B. Chandler Junior High School, Springhill Junior/Senior High School, Bible Hill Junior High, Central Colchester Junior High School, Cobequid Educational Centre, Redcliff Middle School, Truro Middle School, Hants East Rural High, Riverside Education Centre, and South Colchester Academy.

**Mi'kmaq Language** is offered at Truro Elementary School (grades 4 and 5) and Truro Middle School (grades 6 to 9). Students have the option of enrolling in this course rather than French second language.

**Behavioural Specialists** provide support to elementary schools based on a referral process working through the Site Based School Team. Support may be provided to students with challenging behaviours, as well to staff that are working with students. Behaviour Specialists might provide support with programming suggestions, creating behavior plans, introduction of systematic structures to support the student/class, direct support, mentoring/modeling, etc. Support from Behaviour Specialists can be accessed by all elementary schools.

**Learning Disability Support** is offered for those students who have average or better skills for thinking and reasoning but have specific processing deficits that impact their learning. Support is provided through Resource Programming or Learning Disabilities Support Teachers to students with a diagnosed Learning Disability.

**Program Planning Implementation Specialists** are available to support all schools, on request, with anything related to program planning. Support may be in areas such as: writing and implementation of

Individual Program Plans (IPPs), supporting classes with a number of diverse needs, writing/supporting formal adaptations, establishing routines in classrooms, setting up and planning for Learning Centres.

**Alternate Education Program** is available in each Family of Schools, to teach an alternative education multi-grade program, focused on experiential learning and social emotional skills. Students in this program range in age from middle/junior high school to high school.

**Autism Specialists** are available to support all students with a diagnosis of Autism Spectrum Disorders, accessed through referral from the Site Based School Team.

**English as Additional Language (EAL)** teachers provide support to newcomer students that require support with language, culture and integrating into our school communities. Referrals are made through the Site-Based School Team.

**Speech-Language Pathologists (SLPs)** provide support to students with a large array of communication delays and disorders. They may also provide support to students and teachers with language-literacy connections in the early grades, as well as support for overall literacy skills (e.g. vocabulary, comprehension, inferencing, formulation of ideas in writing, etc.). SLPs are also very involved with assisting teachers with the IPP writing process for students with speech and language challenges.

**School Psychologists** provide psycho-educational assessments for students based on need, as determined through the Program Planning Process. They may also provide counselling and emotional regulation support to students, assess the function of behavior, and collaborate with school teams to determine appropriate supports and programming for students.

**Assistive Technology** is a range of strategies and resources that include services and tools used to enable a student to meet learning outcomes or to improve or maintain a student's ability to meet outcomes. Support is provided for those students requiring this support and is accessed through the Program Planning Process.

**Assistive Technology Specialists** provide direct and indirect service to students and they work with teachers to assist them with learning about emerging technologies to support learning.

**Student Support Workers** for African Nova Scotian and Mi'kmaq/Indigenous students are provided where student population supports the allocation.

**Guidance Service** has continued to expand and can now be accessed by all schools.

**Social and Emotional Learning programs** are offered in the majority of elementary schools in CCRCE. Support is available to those schools using one of the five evidence-based, and approved programs: Roots of Empathy, The Fourth R, Caring School Community, Second Step and Promoting Alternative Thinking Strategies (PATHS).

## **Provincial Context**

**International Baccalaureate Program** is an internationally recognized academic program where students can earn an IB diploma. It is a two-year program for students in grades 11 and 12 offered at Cobequid Educational Centre and Northumberland Regional High School.

**Skilled Trades** education provides a unique opportunity for students to experience the skilled trades as a possible career option. Skilled Trades courses have been developed to portray work in the trades as realistically as possible in a school setting. The courses are designed to be taught by a certified journeyman. The Skilled Trades Centre at Hants East Rural High School offers Skilled Trades 10, Construction Trades 11, Transportation Trades 11, Service Trades 10, and Culinary Trades 11. Cobequid Educational Centre offers Skilled Trades 10, Construction Trades 11, Transportation Trades 11, and Manufacturing Trades 11 in a new facility. Amherst Regional High School offers Skilled Trades 10, Construction Trades 11, Service Trades 10, and Culinary Trades 11 – both in new facilities.

Tatamagouche Regional Academy offers Skilled Trades 10 and Construction Trades 11. North Nova Educational Centre offers Skilled Trades 10, Construction Trades 11, and Manufacturing Trades 11 in a new facility, as well as Automotive trades courses in their current facility. Northumberland Regional High School offers Skilled Trades 10, Services Trades 10, and Culinary Trades 11, as well as Automotive Trades courses. Pugwash High School and Springhill High School offer Skilled Trades 10.

All 15 high schools in CCRCE offer some form of trades related learning through Skilled Trades programming, Career Exploration (locally developed) Programming, or Technology Education Programming. CCRCE currently has nine Red Seal Tradespeople Teachers working with our students in provincial curriculum of Skilled Trades courses and local Career Exploration Programs.

**Cooperative Education** is a course that allows students to earn high school credits by completing an experiential work placement in the community. Co-operative Education placements are arranged by the school and comply with Nova Scotia Department of Education and Early Childhood Development policy and guidelines. Co-operative Education exposes students to career education and planning that helps them confirm their goals and potential career pathways. Cooperative Education is offered at all CCRCE high schools.

**Options and Opportunities (O<sub>2</sub>)** is a program offering students a high school experience that helps prepare them for successful transition from high school to the post-secondary education needed to pursue their chosen career paths. The program focuses on helping students achieve their academic potential, gives direction and support in developing goals and potential career pathways, and encourages students to commit to a new approach to their learning. O<sub>2</sub> exposes students to a wide variety of experiences, with multiple opportunities for Co-operative Education, where students learn in community and workplace settings, link their in-school learning to the workplace, and have the chance to confirm their interest in that career path. O<sub>2</sub> is offered in 14 of CCRCE high schools.

**Discovering Opportunities (DO)** is a grade 9 program that offers students the chance to learn in an inquiry-based environment supported by changes in scheduling, instructional practices, organization and delivery of the curriculum. Students attend their core courses as a cohort in an integrated project-based learning environment. Students engage in community learning partnerships and participate in activities to enhance personal growth, academic skills, and goal setting. They make connections between their learning and post-secondary education and workplaces by participating in interviews, mentoring, field trips, service learning, volunteering and job shadowing. Discovering Opportunities is offered at Bible Hill Junior High School.

**Technology Education** is offered in all of our schools of grades 7-12. Program offerings in Tech Ed provide students with trades related learning, while also establishing problem solving skills, design and make skills, and critical thinking skills, as they manipulate a variety of tools and materials in Technology Education 7, 8, 9, and Exploring Tech 10, Construction Tech 10, Design 11, Electro technologies 11, Production Technology 11 & 12, Construction Technology 10 & 12, Communications Technology 11 & 12, Film and Video 12, and Multimedia 12.

**Tier 2 Early Literacy Interventions** Tier 2 interventions are part of our MTSS framework and support students in Grades P-2 in both French and English Programs. Tier 2 interventions are focused interventions intended to accelerate the learning of the student so that they can successfully access Tier 1 classroom core Instruction. CCRCE has two Tier 2 Literacy Interventions: Reading Recovery and Early Literacy Intervention.

- **Tier 2 Early Literacy Intervention** -Teaching Support Teams at each school work together to select students who would most benefit from this intervention based on ongoing evidence provided from the classroom teacher. This Tier 2 intervention consists of daily lessons of 30-45 minutes targeting reading, writing and oral language development through small group instruction most often using an instructional tool called UFLI. Tier 2 interventionists will look at identifying student's specific skill gaps and will respond with a research based and evidence proven tools to support their focused lesson planning; starting by assessing word reading foundational skills and moving to more complex linguistic skills as needed.
- **Reading Recovery** is a short-term literacy intervention that provides individually designed and delivered lessons to the grade one students at their earliest stages in their literacy development. The supplementary support promotes literacy skills and fosters the development of reading, writing and oral language. Specially trained Reading Recovery teachers deliver 30-minute lessons daily for approximately 12-20 weeks. Reading Recovery is accessible to students in all CCRCE elementary schools. Reading Recovery teachers receive extensive training and professional support on the design and implementation of Reading Recovery lessons, the documentations of teaching and learning, and the collection of data on student progress to inform instruction.

**Mathematics Intervention** focuses on learning mathematics with understanding and applying that knowledge effectively in problem solving situations. Although all strands of mathematics are important, Mathematics Intervention focuses on two key areas: Number Sense and Patterns and Relations.

Students who are selected for intervention, work in groups of three, and benefit from a 40-minute session of daily mathematics instruction, in addition to their regular mathematics class time. Students are grouped based on their similar areas for growth and participate in pre and post-assessments to determine their growth over the six-week block of time.

**SchoolsPlus** is an interagency collaborative support model designed to increase timely access to services and supports for students and their families. SchoolsPlus can be accessed by students in all schools in CCRCE.

**Pre-Primary Program** is a child-centered, play-based program for children the year before they start school. This opportunity will help them transition into the school system and provide experiences that give children the best start to succeed in school and life.

**International Student Program** is a program where CCRCE hosts students from more than 25 countries for short-term or long-term stays primarily at the middle and senior high level. At any given point in the school year, there are approximately 200 international students attending CCRCE schools.

**Virtual High School** provides online high school courses from the Public School Program with curriculum and learning outcomes identical to those used in a classroom at school. All high school students have access to virtual high courses.

The Department of Education and Early Childhood Development is responsible for the creation of curriculum and approving learning resources for public schools in Nova Scotia. The description of the expected curriculum to be delivered in schools in Nova Scotia is in the *Public School Program*. The full document is available in the document depot at <http://ednet.ns.ca/document-depot>

Each school is required to provide inclusive learning environments that provide programming and services for all students.

#### Grades Primary to 3

Elementary schools must provide Integrated Language Arts, Integrated Mathematics, Physical Education, Physically Active Time and Music. The following subject areas are integrated within Language Arts and/or Mathematics: Health, Information Communication Technology, Science, Social Studies and Visual Arts.

#### Grades 4 to 6:

Elementary schools must provide Language Arts, Mathematics, Core French / Mi'kmaw Language / Gaelic, Physical Education, Music and an Integrated Learning Block that includes explicit subject instruction in Health, Information Communication Technology, Science, Social Studies and Visual Arts. Physically Active Time is integrated daily in grades four to six. It is a general activity distinct from physical education classes.

Technology is integrated within learning experiences across the curriculum.



### Grades 7 to 9:

In grades seven to nine, schools must provide English Language Arts; Core French, Gaelic, or Mi'kmaw; Healthy Living; Mathematics; Physical Education; Science; Social Studies; and two of Arts Education, Family Studies, or Technology Education.

Students in grades seven to nine are expected to take at least one of the following electives: Family Studies, Music, Technology Education, or Visual Arts. It is expected that information and communication technologies will be integrated within the prescribed courses.

### Grades 10 to 12:

In grades 10 to 12, students must earn 18 credits in English Language Arts, Fine Arts, Mathematics, Sciences, Canadian History, Global Studies, Physical Education, Technology and Elective Courses.

## **Specific Programming**

**Career Exploration Program (CEP)** is a grade 10 to 12 program offering students a combination of academic courses, hands-on elective courses and co-operative education placements. Students gain employability skills and meaningful co-op work experience and have the opportunity for additional certification in WHMIS, First Aid and Food Handling. CEP is offered at Amherst Regional High School, Cobequid Educational Centre, Hants East Rural High School, North Nova Education Centre and Northumberland Regional High School.

**Optional French** programs are open to all students. The Optional French Programs are: Early French Immersion (grade primary entry), Middle French Immersion (grade 4 entry), Late French Immersion (grade 7 entry), Integrated French (grade 7 entry) and Intensive French (grade 6).

**French Immersion** is a Regional Optional French Program offered at A.G. Baillie Memorial, Amherst Regional High School, Bible Hill Junior High School, Cobequid Educational Centre, Cumberland North Academy, E.B. Chandler Junior High School, Elmsdale District Elementary, F.H. MacDonald Academy, Hants East Rural High School, New Glasgow Academy, North Nova Education Centre, Northumberland Regional High School, Redcliff Middle School, Riverside Education Centre, Spring Street Academy, Truro Elementary School, Truro Middle School, and West Pictou Consolidated.

**Integrated French** is an optional site-based French Program offered at Amherst Regional High School, Bible Hill Junior High School, Central Colchester Junior High School, Cobequid Educational Centre, Dr. W.A. MacLeod Consolidated, E.B. Chandler Junior High School, Hants East Rural High School, Northumberland Regional High School, Redcliff Middle School, Riverside Education Centre South Colchester Academy, Springhill Junior/Senior High School and Truro Middle School.

Mi'kmaq Language is offered at Cobequid Educational Centre (grade 9), Truro Elementary School (grade 4) and Truro Middle School (grades 5 to 8). Students have the option of enrolling in this course rather than French Second Language.

**Behavioral Specialists** provide support to elementary schools based on a referral process working through the Site-Based School Team. Support may be provided to students with challenging behaviours, as well to staff that are working with students. Behaviour Specialists might provide support with programming suggestions, creating of behavior plans, introduction of systematic structures to support the student/class, direct support, mentoring/modeling, etc. Support from Behaviour Specialists can be accessed by all elementary schools.

**Learning Disability Support** is offered for those students who have average or better skills for thinking and reasoning but have specific processing deficits that impact their learning. Support is provided through Resource Programming or Learning Disabilities Support Teachers to students with a diagnosed Learning Disability throughout the Regional Centre.

**Program Planning Implementation Specialists** are available to support all schools, on request, with anything related to program planning. Support may be in areas such as: writing and implementation of Individual Program Plans (IPPs), supporting classes with a number of diverse needs, writing/supporting formal adaptations, establishing routines in classrooms, setting up and planning for Learning Centres.

**Alternate Education Program** is available in each Family of Schools, to teach an alternative education multi-grade program, focused on experiential learning and social emotional skills. Students in this program range in age from middle/junior high school to high school.

**Autism Specialists** are available to support all students with a diagnosis of Autism Spectrum Disorders, accessed through referral from the Site Based School Team.

**English as Additional Language (EAL)** teachers provide support to newcomer students that require support with language, culture and integrating into our school communities. Referrals are made through the Site-Based School Team.

**Speech-Language Pathologists (SLPs)** provide support to students with a large array of communication delays and disorders. They may also provide support to students and teachers with language-literacy connections in the early grades, as well as support for overall literacy skills (e.g. vocabulary, comprehension, inferencing, formulation of ideas in writing, etc.). SLPs are also very involved with assisting teachers with the IPP writing process for students with speech and language challenges.

**School Psychologists** provide psycho-educational assessments for students based on need, as determined through the Program Planning Process. They may also provide counselling and emotional

regulation support to students, assess the function of behavior, and collaborate with school teams to determine appropriate supports and programming for students.

**Assistive Technology** is a range of strategies and resources that include several services and tools used to enable a student to meet learning outcomes or to improve or maintain a students' ability to meet outcomes. Support is provided for those students requiring this support and is accessed through the Program Planning Process.

**Student Support Workers** for African Nova Scotia and Mi'kmaq students are provided where student population supports the allocation.

**Guidance Service** has continued to expand and is now provided in most schools.

**Social and Emotional Learning** programs are offered in the majority of elementary schools in CCRCE. Support is available to those schools utilizing one of the five evidence-based and approved programs: Roots of Empathy, The Fourth R, Caring School Community, Second Step and Promoting Alternative Thinking Strategies (PATHS).

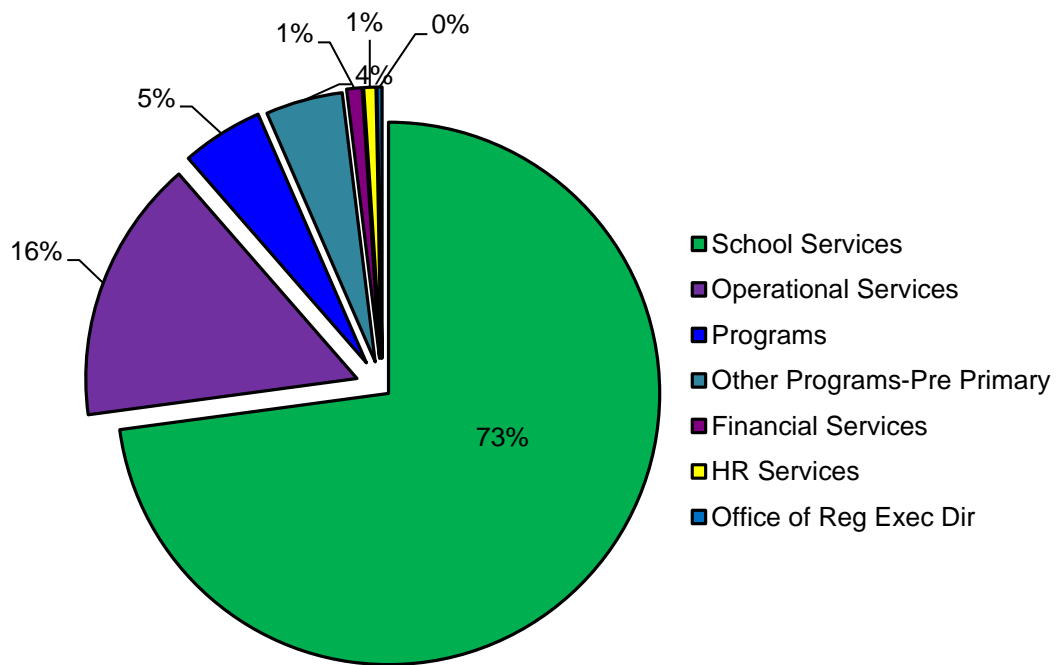
# Operations and Assets

## Budget - Capital Assets and Student Transportation

<b>Property Services (as of September 30, 2022)</b>	
Total Board sq.ft.	3,890,155
Total Schools sq.ft.	3,672,637
Sq.ft. per Student	184.54
Private Operator sq.ft.	235,898
Operating Cost per sq.ft.	6.02
Sq.ft. per Custodial Hour	278
Con. Custodial/sq.ft.	0
<b>Transportation (as of September 30, 2022)</b>	
Total Buses Operated	256
Total Students Transported	17,090
Total Cost/Students Transported	12,088,148
Average Bus Load	35.7
Cost/Unit – Contracted	0
Cost/Unit – Board	61,674.22
Number of Operating Days	195
<b>Planned Capital Projects/Major Maintenance</b>	
<b>Tangible Capital Assets – 2022/23</b>	
<b>School</b>	<b>Project</b>
Amherst Regional High School	<ul style="list-style-type: none"> <li>Replace section of roof</li> </ul>
Cobequid Educational Centre	<ul style="list-style-type: none"> <li>Replace section of roof</li> </ul>
E.B. Chandler Junior High School	<ul style="list-style-type: none"> <li>Replace gym floor</li> </ul>
Enfield Elementary School	<ul style="list-style-type: none"> <li>Replace section of roof</li> </ul>
Hants East Rural High School	<ul style="list-style-type: none"> <li>Replace section of roof</li> </ul>
Hants North Rural High/Kennetcook District Elementary School	<ul style="list-style-type: none"> <li>Replace boilers</li> </ul>
McCulloch Education Centre	<ul style="list-style-type: none"> <li>Replace roof sections</li> </ul>
Oxford Regional Education Centre	<ul style="list-style-type: none"> <li>Replace section of roof</li> </ul>
Pugwash District High School	<ul style="list-style-type: none"> <li>Replace oil fuel boilers</li> <li>Ventilation upgrade</li> </ul>
Rawdon District Elementary School	<ul style="list-style-type: none"> <li>Replace section of roof</li> </ul>
Redcliff Middle School	<ul style="list-style-type: none"> <li>Replace two boilers</li> </ul>
Riverside Education Centre	<ul style="list-style-type: none"> <li>Replace two boilers</li> </ul>
Shubenacadie District Elementary School	<ul style="list-style-type: none"> <li>Replace section of roof</li> </ul>
Thorburn Consolidated School	<ul style="list-style-type: none"> <li>Infill old locker rooms (Radon)</li> <li>Replace section of roof</li> </ul>

Uniacke District School	<ul style="list-style-type: none"> <li>• Replace two boilers</li> </ul>
<b>Capital Construction Projects – In Progress</b>	
Springhill Elementary School	<ul style="list-style-type: none"> <li>• A new elementary school is currently under construction to replace Junction Road and West End Elementary Schools.</li> </ul>
Trenton P-8	<ul style="list-style-type: none"> <li>• A new school will replace Trenton Elementary and Trenton Middle Schools</li> </ul>
<b>Capital Construction Projected – Proposed</b>	
Central Colchester Junior High School	<ul style="list-style-type: none"> <li>• New School Construction</li> </ul>
Cobequid Educational Centre	<ul style="list-style-type: none"> <li>• Addition &amp; Alteration Project</li> </ul>
Hants North Rural High School / Kennetcook District Elementary School	<ul style="list-style-type: none"> <li>• New School Construction. This would also include the students from Cobequid District and Rawdon District Elementary Schools.</li> </ul>
Parrsboro Schools	<ul style="list-style-type: none"> <li>• New School Construction to combine Parrsboro Elementary and High Schools.</li> </ul>
Shubenacadie District Elementary School	<ul style="list-style-type: none"> <li>• New School Construction</li> </ul>

# 2022-23 Expenditure Summary



## **Grade Configurations**

The Chignecto-Central Regional Centre for Education has approved working towards the following grade configurations within its schools:

Elementary:	Primary to Grade 5 (P-5)
Middle:	Grade 6 – Grade 8 (6-8)
High:	Grade 9 – Grade 12 (9-12)

Moving towards these three grade configurations would bring CCRCE further in line with what is happening in the province of Nova Scotia, capitalizing on provincial alignment. It would also provide alignment in student achievement data comparison.

Combined:	Primary to Grade 8 (P-8)
	Grade 6 to Grade 12 (6-12)
	Primary to Grade 12 (P-12)

It is acknowledged there are occasions where configuration of P-12, P-8 and 7-12 are appropriate for reasons due to proximity and geographical location of schools.

## **Class Size and Composition**

Classes for Grades Primary to 2 are capped at 20 students, with flexibility. Creating combined classes or multi-age groupings are appropriate to meet this cap. Classes for Grades 3 to 6 are capped at 25 students, with flexibility. Creating combined classes or multi-age groupings are appropriate to meet with cap. Combined classes have multiple grade levels in one room. The cap for a combined class shall be the cap for the lowest grade level. Class caps are applicable to both English and French Immersion classes.

## **Optimization of Educational Services**

The Chignecto-Central Regional Centre for Education has approved moving towards system optimization following a number of committee meetings by the governing board to review information and recommendation from staff members. These recommendations on how to optimize the educational programming in CCRCE are based on international studies aimed at defining the factors leading to high-performing educational systems.

In CCRCE the system can be optimized by moving towards a critical mass of students in each school, resulting in at least two teachers teaching the same grade level/subject area. This can significantly enhance collaboration amongst teachers, leading to increasing effective teaching, ultimately leading to gains in student achievement. An initial assessment recommended the following critical masses:

- Elementary (Grades P-5) – At least two teachers teaching the same grade level.
- Middle (Grades 6-8) – At least two teachers teaching the same grade level and subject area.
- Senior (Grades 9-12) – Enough staff teaching a subject area to justify a subject-specific department.

The critical mass of students needed to achieve the standards above would lead to increased program opportunities for students. It would also increase the likelihood teachers are teaching in areas of expertise related to their areas of qualifications. In addition, larger student populations increase the likelihood of increased and varied social interactions, including a larger number of co-curricular activities to choose from.

Consistent grade configurations of schools are also identified as moving CCRCE towards an optimized system.

## **Future Considerations**

The CCRCE Long Range Outlook (LRO) provides an extensive amount of information on CCRCE, its schools and the greater educational community. The contents provide a solid starting point for discussion, planning and consultation regarding possible challenges facing individual schools and a group of associated schools.

The CCRCE Long Range Outlook is used to support future processes including provision of various education programs, capital construction requests (new schools and renovations), school boundary reviews, and school reviews. It also provides a foundation for communication and engagement with school communities, School Advisory Councils, staff, municipalities and other stakeholders. This could indicate the challenges being faced that will need consideration by all parties in the future.

Communities should consider this document alongside information and data on other local services, environment, economy, built heritage, transportation/connectivity, communications, social/cultural and governance aspects.

The provincial School Review Process, as outlined in <https://www.ednet.ns.ca/sites/default/files/pubdocs-pdf/schoolreviewppolicy.pdf> allows both the Regional Centre and the community to discuss the future of education delivery for a group of schools.

Directive A in the School Review Policy indicates some situations where the information in the Long Range Outlook could be utilized leading to school reviews. From the provincial document this could include:

- a school or group of schools is unable to, or projected to be unable to, provide a suitable and equitable range of learning opportunities for students, due to declining enrolment;
- reorganization involving a school or group of schools could enhance program and learning opportunities for students;
- reorganization involving a school or group of schools could optimize use of school facilities across the school board;
- a school's combination of teaching or learning spaces is not suitable to provide programs/is not accessible/does not serve the community, and retrofitting and/or enlarging the facility may be cost prohibitive;



- one or more of the schools in a group is experiencing higher building maintenance expenses than average for the school board and/or is in need off major capital improvements; and,
- safety and/or environmental concerns are associated with the building.

The provincial School Review Policy ensures that communities are engaged and informed prior to and at every stage during a school review, and that members of a community are able to contribute to the examination of possible solutions to identified issues.

The Long Range Outlook enables the Chignecto-Central Regional Centre for Education to present information about the current and developing situation in our schools and the delivery of education programs and services.

The CCRCE has developed a number of Initiating Factors in conjunction with the LRO information for consideration of a school review process(es). These Initiating Factors can be used as an instrument by the board to assist in considering a school(s) review.

The Initiating Factors are grouped within the following five board categories:

- Demographics
- Educational Services Optimization
- Facility
- Financial
- Utilization

These factors can be seen in detail within Appendix H.

CCRCE will continue to communicate with schools and school communities to develop a better understanding of the information in this document and how it can be used to identify and support needs for individual schools and groups of schools such as the feeder systems outlines in this document. This LRO document will be updated annually with some of the relevant information, for example student enrolment, and be reviewed in depth five years from the original LRO to include such items as future considerations.

Within this LRO and the process which the Regional Centre may be following, the future considerations are related to a school feeder system. Comments regarding the future considerations similar to above will be found only under the high school for the feeder system.

# **SCHOOL INFORMATION**

---

# A.G. Baillie Memorial School

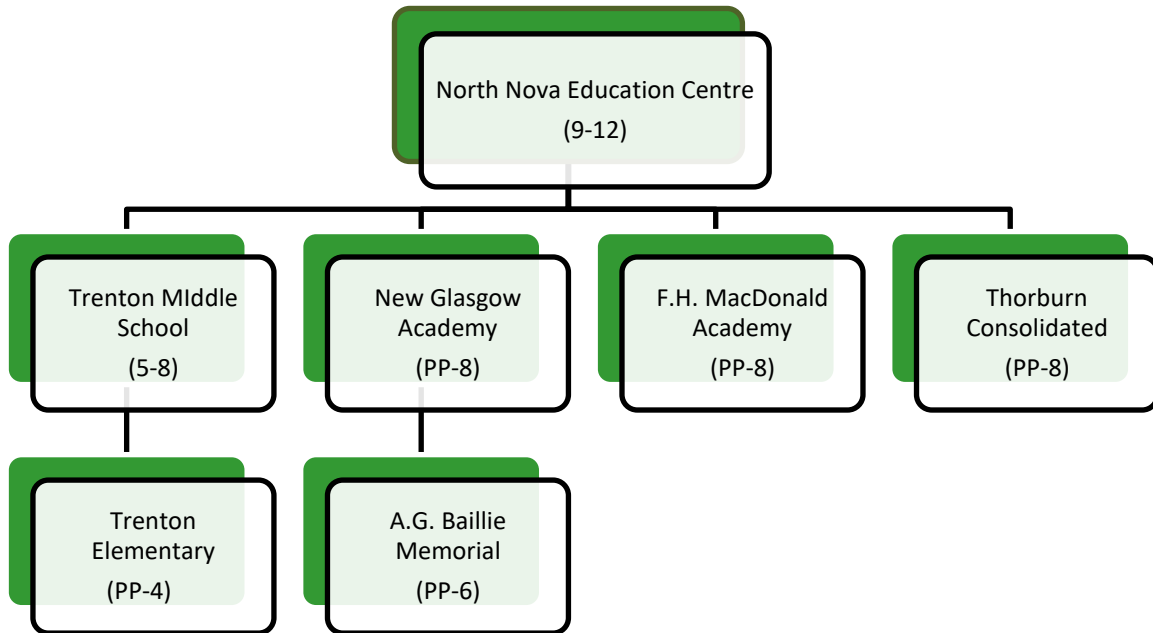
## Celtic Family of Schools



Address	477 Victoria Street Extension New Glasgow, N.S. B2H 1X1
Grade Configuration	PP-6
Age of Facility	53 (built in 1969)
Square Footage	53,361
Additions	1991
Number of Stories with Teaching Spaces	2
Number of Portable Teaching Spaces/Classrooms	0
Current School Capacity (permanent structures only)	550 (22 classrooms)
School Utilization	89%
Specific (Specialized) Programming Offered at the School	<ul style="list-style-type: none"> <li>• Backpack Program</li> <li>• Breakfast Club</li> <li>• ELS French Immersion</li> <li>• French Immersion (Grades P-6)</li> <li>• Guidance Support Teacher</li> <li>• PEBS Program</li> <li>• Pre-Primary</li> <li>• Reading Recovery/ELS</li> <li>• Restorative Approach</li> <li>• SchoolsPlus</li> <li>• Social and Emotional Program               <ul style="list-style-type: none"> <li>➤ Fun Friends</li> <li>➤ Mind Up!</li> <li>➤ Second Step</li> <li>➤ Super Flex</li> <li>➤ Zones of Regulation</li> </ul> </li> <li>• Virtues Program</li> </ul>
Provincially approved addition and alteration projects or other major capital upgrades, including dates completed (if applicable)	<ul style="list-style-type: none"> <li>• 2014 Roof - replaced section</li> <li>• 2017 Windows/doors/rear/entrance as well as siding replaced in between windows</li> <li>• 2018 Motor replaced in Air Handling Unit</li> <li>• 2020 Elevator cylinder - replaced</li> </ul>

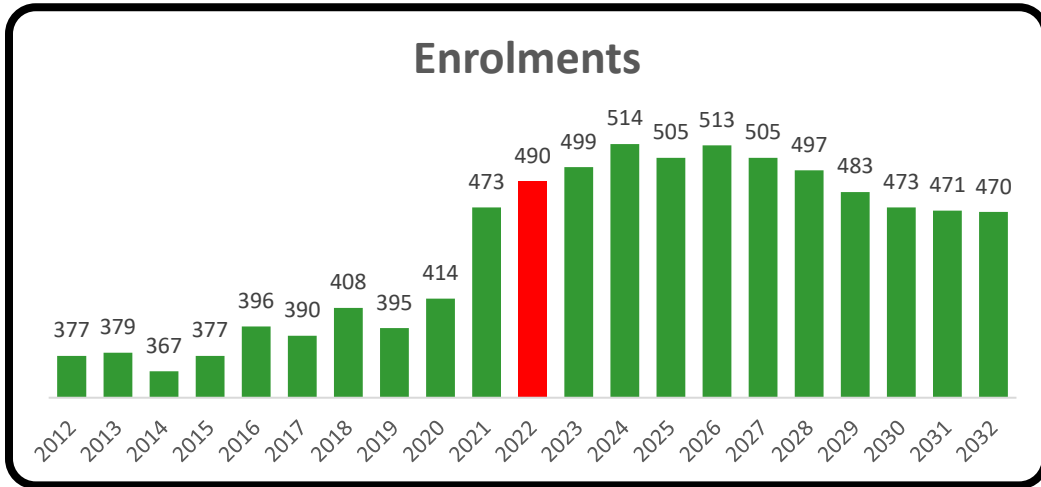
	<ul style="list-style-type: none"> <li>• 2021 Drainage in playground was addressed with contractor. It was established a new ditch and another ditch to be cleaned out of all the storm drains.</li> <li>• 2021 Exterior door in gym – upgraded</li> <li>• 2021 Gaga Pits (2) – installed</li> <li>• 2021 New baby barn</li> <li>• 2021 New gym floor</li> <li>• 2021 Parking lot drainage</li> <li>• 2021 Stair treads - replaced</li> <li>• 2021 Windows – replaced in kitchen and old section of the school</li> <li>• 2022 Bus loop – partial upgrade</li> <li>• 2022 Outdoor Classroom</li> <li>• 2023 New perimeter fence – along back wooded area</li> <li>• Emergency lights - ongoing</li> </ul>
Current Overall Building Condition	Satisfactory
Future Considerations	<ul style="list-style-type: none"> <li>• Roof - replace sections</li> <li>• Replace flooring – in older section of school – both floors</li> </ul>
Information about Review of the School Previously Conducted	N/A
Any Other Factors Relevant to the School	<ul style="list-style-type: none"> <li>• 4-6 Leadership Group</li> <li>• Big Brothers Big Sisters - 2-3 times a week</li> <li>• Boys &amp; Girls Basketball</li> <li>• Breakfast Program - Daily</li> <li>• Brownies and Girl Guides – 2 groups, 2 nights a week</li> <li>• Dance Club</li> <li>• Grammar School Hockey</li> <li>• Pictou County Girls Basketball - 2 nights a week</li> <li>• Quilting Group – weekly</li> <li>• STEM 4-6</li> <li>• Scrapbooking - weekly</li> <li>• Ski Club</li> <li>• Special Olympics - weekly</li> <li>• Step Dancing - weekly</li> <li>• Volleyball – co-ed grades 4-6</li> <li>• Y After School Program - 5 times a week</li> </ul>

## School Feeder System – Celtic Family of Schools



## Enrolments

	Year	Enrolment
Historic Enrolments (past 10 years)	2012	377
	2013	379
	2014	367
	2015	377
	2016	396
	2017	390
	2018	408
	2019	395
	2020	414
	2021	473
<b>Current Enrolment (as of September 30<sup>th</sup>) - includes Pre-Primary</b>	<b>2022</b>	<b>490</b>
Projected Enrolments (next 10 years) – includes Pre-Primary	2023	499
	2024	514
	2025	505
	2026	513
	2027	505
	2028	497
	2029	483
	2030	473
	2031	471
	2032	470



## Community/Municipal Context

### Geographic Area

Additional information regarding Community/Municipal context can be found through the various links within Appendix F.



### Closest Schools

1. New Glasgow Academy – 2.6 km/6 minutes
2. G.R. Saunders Elementary – 5.0 km/9 minutes

# Advocate District School

## Chignecto Family of Schools



Address	Highway 209, #3521 Advocate Harbour, N.S. B0M 1A0
Grade Configuration	PP-12
Age of Facility	63 (1959)
Square Footage	18,207
Number of Stories with Teaching Spaces	1
Number of Portable Teaching Spaces/Classrooms	0
Current School Capacity (permanent structures only)	202 (9 classrooms)
School Utilization	21%
Specific (Specialized) Programming Offered at the School	<ul style="list-style-type: none"> <li>• Librarian</li> <li>• Pre-Primary</li> </ul>
Provincially approved addition and alteration projects or other major capital upgrades, including dates completed (if applicable)	<ul style="list-style-type: none"> <li>• 2011 Boiler - replaced</li> <li>• 2011 Fire alarm – replaced panel</li> <li>• 2016 Septic pumping – upgraded</li> <li>• 2017 Front &amp; staff entrance – upgraded</li> <li>• 2018 Electrical service – replaced</li> <li>• 2018 Foundation – repaired (leaking)</li> <li>• 2019 Driveway culverts - repaired</li> <li>• 2022 Outdoor Classroom</li> <li>• 2022 Roof – replaced sections</li> </ul>
Current Overall Building Condition	Satisfactory
Future Considerations	<ul style="list-style-type: none"> <li>• Fuel storage tank - replace</li> <li>• PA system - update required</li> <li>• Safe entrance</li> </ul>
Information about Review of the School Previously Conducted	N/A
Any Other Factors Relevant to the School	<ul style="list-style-type: none"> <li>• SchoolsPlus</li> </ul>

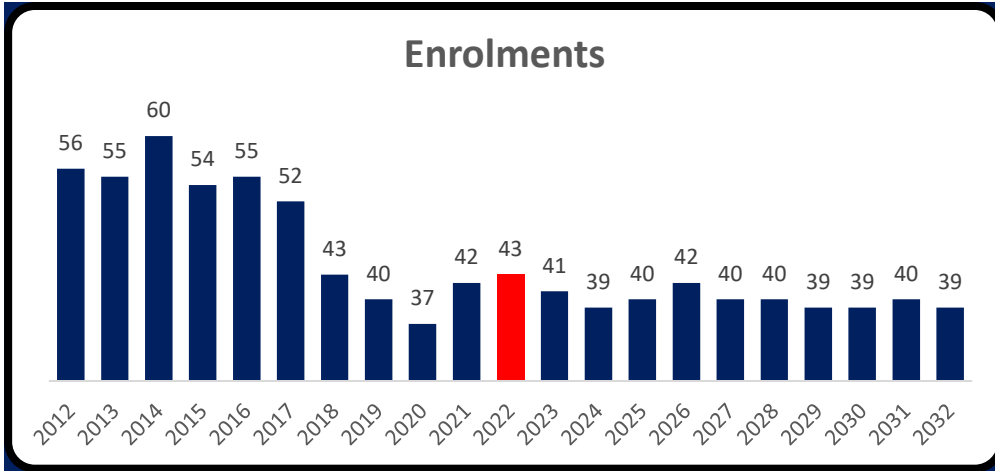
## School Feeder System – Chignecto Family of Schools

Advocate District School  
(PP-12)

### Enrolments

	Year	Enrolment
Historic Enrolments (past 10 years)	2012	56
	2013	55
	2014	60
	2015	54
	2016	55
	2017	52
	2018	43
	2019	40
	2020	37
	2021	42
<b>Current Enrolment (as of September 30<sup>th</sup>) – includes Pre-Primary</b>	<b>2022</b>	<b>43</b>
Projected Enrolments (next 10 years) – includes Pre-Primary	2023	41
	2024	39
	2025	40
	2026	42
	2027	40
	2028	40
	2029	39
	2030	39
	2031	40
	2032	39





## Community/Municipal Context

### Geographic Area

Additional information regarding Community/Municipal context can be found through the various links within Appendix F.



### Closest Schools

1. Parrsboro Regional Elementary/High Schools – 45.9 km/41 minutes
2. River Hebert District School – 62.5 km/54 minutes

## **Future Considerations**

The CCRCE Long Range outlook (LRO) provides an extensive amount of information on CCRCE, its schools including Advocate District School, its feeder schools and the greater educational community. The contents provide a starting point for discussion, planning and consultation regarding *possible challenges* facing individual schools and a group of associated schools.

The CCRCE Long Range Outlook is used to support future processes including provision of various education programs, capital construction requests (new schools and renovations), school boundary reviews, and school reviews. It also provides a foundation for communication and engagement with school communities, School Advisory Councils, staff, municipalities and other stakeholders. This could indicate the challenge being faced that will need consideration by all parties in the future.

Communities should consider this document alongside information and data on other local services, environment, economy, built heritage, transportation/connectivity, communications, social/cultural and government aspects.

The CCRCE has developed a number of Initiating Factors in conjunction with the LRO information for consideration of a school review process(es). These Initiating Factors can be used as a mechanism by the board to assist in considering a school(s) review.

The Initiating Factors are grouped within the following five board categories:

- Demographics
- Educational Services Optimization
- Facility
- Financial
- Utilization

These factors can be seen in detail within Appendix H.

CCRCE will endeavor to continue to communicate with schools and their communities to develop a better understanding of the information in this section. This includes how it can be used to identify and support the needs of individual schools and groups of schools, such as the feeder system with this educational facility.

# Amherst Regional High School

## Chignecto Family of Schools




Address	190 Willow Street Amherst, N.S. B4H 3W5
Grade Configuration	9-12
Age of Facility	22 (2000)
Square Footage	149,814
Number of Stories with Teaching Spaces	2
Number of Portable Teaching Spaces/Classrooms	0
Current School Capacity (permanent structures only)	1133 (44 classrooms)
School Utilization	61%
Specific (Specialized) Programming Offered at the School	<ul style="list-style-type: none"> <li>• CMH Office</li> <li>• Career Exploration Program</li> <li>• Co-operative Education</li> <li>• Culinary Arts</li> <li>• GOTO</li> <li>• Grades 9-12 French Immersion</li> <li>• Grades 10-12 Integrated French</li> <li>• Learning Centre</li> <li>• Librarian</li> <li>• Pre-Primary</li> <li>• Relational Approach</li> <li>• Restorative Approach</li> <li>• SchoolsPlus</li> <li>• Skilled Trades Centre</li> <li>• Student Support Workers</li> <li>• Youth Health Centre</li> </ul>

***The Pre-Primary students are housed at Amherst Regional High School but are part of Spring Street Academy.***

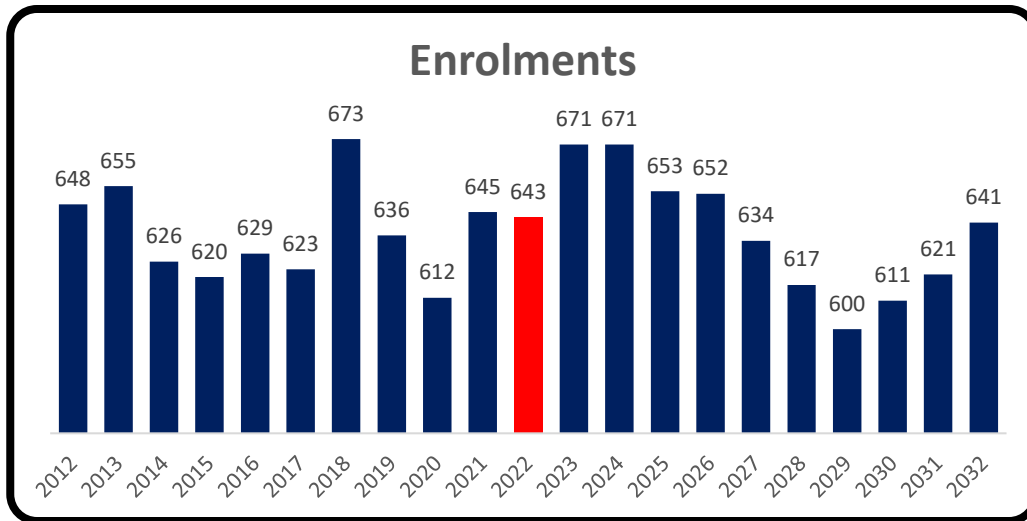
<p>Provincially approved addition and alteration projects or other major capital upgrades, including dates completed (if applicable)</p>	<ul style="list-style-type: none"> <li>• 2019 Skilled Trades &amp; Culinary Arts – addition</li> <li>• 2020 CCRCE became the owner of the P3 School</li> <li>• 2020 Pre-Primary - renovations</li> <li>• 2021 Building controls – upgraded</li> <li>• 2021 Fire alarm panel – replaced</li> <li>• 2022 Pre-Primary fence</li> </ul>
<p>Current Overall Building Condition</p> <p>Future Considerations</p>	<p>Satisfactory</p> <ul style="list-style-type: none"> <li>• Barrier between parking lot &amp; soccer field</li> <li>• Blue light in theatre - install</li> <li>• Entry way doors - replace</li> <li>• Exterior security alarm – upgrade</li> <li>• Hot water tank - update</li> <li>• HVAC – upgrade</li> <li>• Leaks – in school where there is peeling paint and drywall</li> <li>• Lights – upgrade (outside)</li> <li>• Roof – replace sections</li> <li>• Roof – leaking over gymnasium</li> <li>• Sprinkler head – replace</li> <li>• Updated phone system - install</li> <li>• Updated security cameras - install</li> </ul>
<p>Information about Review of the School Previously Conducted</p>	<p>N/A</p>
<p>Any Other Factors Relevant to the School</p>	<ul style="list-style-type: none"> <li>• Band/Choir Parent Association - Occasionally</li> <li>• Nova Scotia International Program Susan Taylor Theatre (upon bookings)</li> <li>• Town of Amherst Youth Advisory Committee</li> </ul>

## School Feeder System – Chignecto Family of Schools



## Enrolments

Historic Enrolments (past 10 years)	2012	648	
	2013	655	
	2014	626	
	2015	620	
	2016	629	
	2017	623	
	2018	673	
	2019	636	
	2020	612	
	2021	645	
<b>Current Enrolment (as of September 30<sup>th</sup>) - includes Pre-Primary</b>		<b>2022</b>	<b>643</b>
Projected Enrolments (next 10 years) – includes Pre-Primary	2023	671	
	2024	671	
	2025	653	
	2026	652	
	2027	634	
	2028	617	
	2029	600	
	2030	611	
	2031	621	
	2032	641	



## Community/Municipal Context

### Geographic Area

Additional information regarding Community/Municipal context can be found through the various links within Appendix F.



### Closest Schools

1. Springhill Jr/Sr High School – 32 km/25 minutes  
Junction Road Elementary – 1.0 km/2 minutes
2. River Hebert District School – 28 km/25 minutes

## **Future Considerations**

The CCRCE Long Range outlook (LRO) provides an extensive amount of information on CCRCE, its schools including Amherst Regional High School, its feeder schools and the greater educational community. The contents provide a starting point for discussion, planning and consultation regarding *possible challenges* facing individual schools and a group of associated schools.

The CCRCE Long Range Outlook is used to support future processes including provision of various education programs, capital construction requests (new schools and renovations), school boundary reviews, and school reviews. It also provides a foundation for communication and engagement with school communities, School Advisory Councils, staff, municipalities and other stakeholders. This could indicate the challenge being faced that will need consideration by all parties in the future.

Communities should consider this document alongside information and data on other local services, environment, economy, built heritage, transportation/connectivity, communications, social/cultural and government aspects.

The CCRCE has developed a number of Initiating Factors in conjunction with the LRO information for consideration of a school review process(es). These Initiating Factors can be used as a mechanism by the board to assist in considering a school(s) review.

The Initiating Factors are grouped within the following five board categories:

- Demographics
- Educational Services Optimization
- Facility
- Financial
- Utilization

These factors can be seen in detail within Appendix H.

CCRCE will endeavor to continue to communicate with schools and their communities to develop a better understanding of the information in this section. This includes how it can be used to identify and support the needs of individual schools and groups of schools, such as the feeder system with this educational facility.

# Bible Hill Consolidated Elementary School

## Cobequid Family of Schools

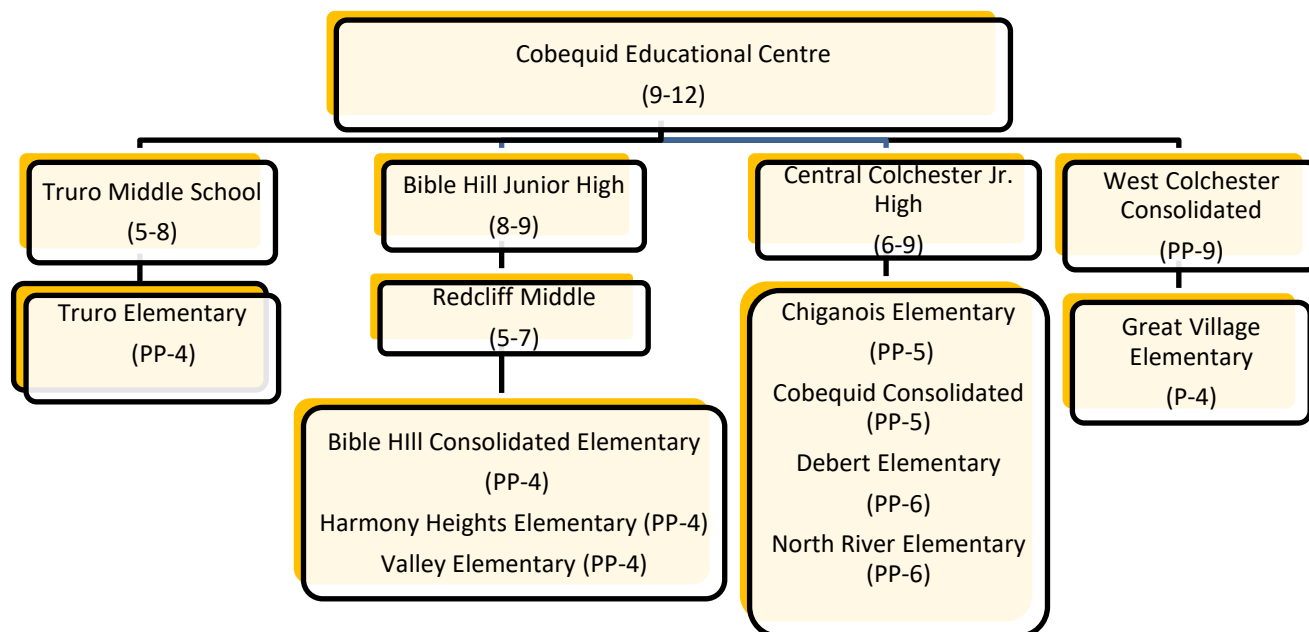


Address	103 Pictou Road Truro, N.S. B2N 2S2
Grade Configuration	PP-4
Age of Facility	5 (2017)
Square Footage	41,900
Number of Stories with Teaching Spaces	1
Number of Portable Teaching Spaces/Classrooms	0
Current School Capacity (permanent structures only)	324 (13)
School Utilization	87%
Specific (Specialized) Programming Offered at the School	<ul style="list-style-type: none"> <li>• After School Activities - various</li> <li>• Child &amp; Youth Care Practitioner</li> <li>• Embedded Collaborative Time</li> <li>• Guidance/School Counselor</li> <li>• Intense Math Support</li> <li>• Intramurals</li> <li>• Learning Centre</li> <li>• Literacy Mentor</li> <li>• Mathematics Coach</li> <li>• Pre-Primary</li> <li>• Reading Recovery</li> <li>• Restorative Approach</li> <li>• School Wide Behaviour Matrix</li> <li>• Social Emotional Teacher</li> <li>• Speech Language (individual, small groups and whole class)</li> <li>• Zones of Regulation</li> </ul>



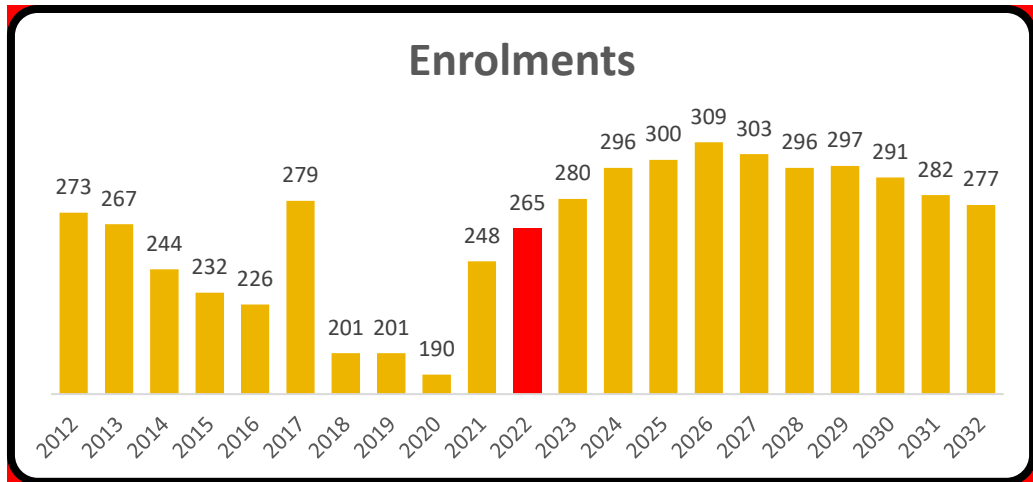
<p>Provincially approved addition and alteration projects or other major capital upgrades, including dates completed (if applicable)</p>	<ul style="list-style-type: none"> <li>• 2017 – Bible Hill Consolidated School opened combining the students from Bible Hill Central and Bible Hill East Court Elementary Schools on the site of Bible Hill Central Elementary School. This is a PP-4 school.</li> <li>• 2022 Fence by play area - installed</li> <li>• 2022 Outdoor Classroom - installed</li> </ul>
<p>Current Overall Building Condition</p>	<p>Good</p>
<p>Future Considerations</p>	<ul style="list-style-type: none"> <li>• Roof Repair – Warranty</li> </ul>
<p>Information about Review of the School Previously Conducted</p>	<ul style="list-style-type: none"> <li>• Impact Assessment - May 2010</li> <li>• The first meeting of the School Steering Team for the new P-4 school was held on October 30, 2014. Construction for the new school started in late spring 2016. The school opened in September 2017.</li> </ul>
<p>Any Other Factors Relevant to the School</p>	<ul style="list-style-type: none"> <li>• CCRCE – use of meeting space</li> <li>• Cobequid Schools have priority booking for use of the Cougar Dome.</li> <li>• Cobequid Schools Catering Society</li> <li>• Colchester Basketball – weekly</li> <li>• Community Volleyball – weekly</li> <li>• PTG/SAC Meetings - monthly</li> <li>• Partnered with Big Brothers Big Sisters</li> </ul>

## School Feeder System – Cobequid Family of Schools



## Enrolments

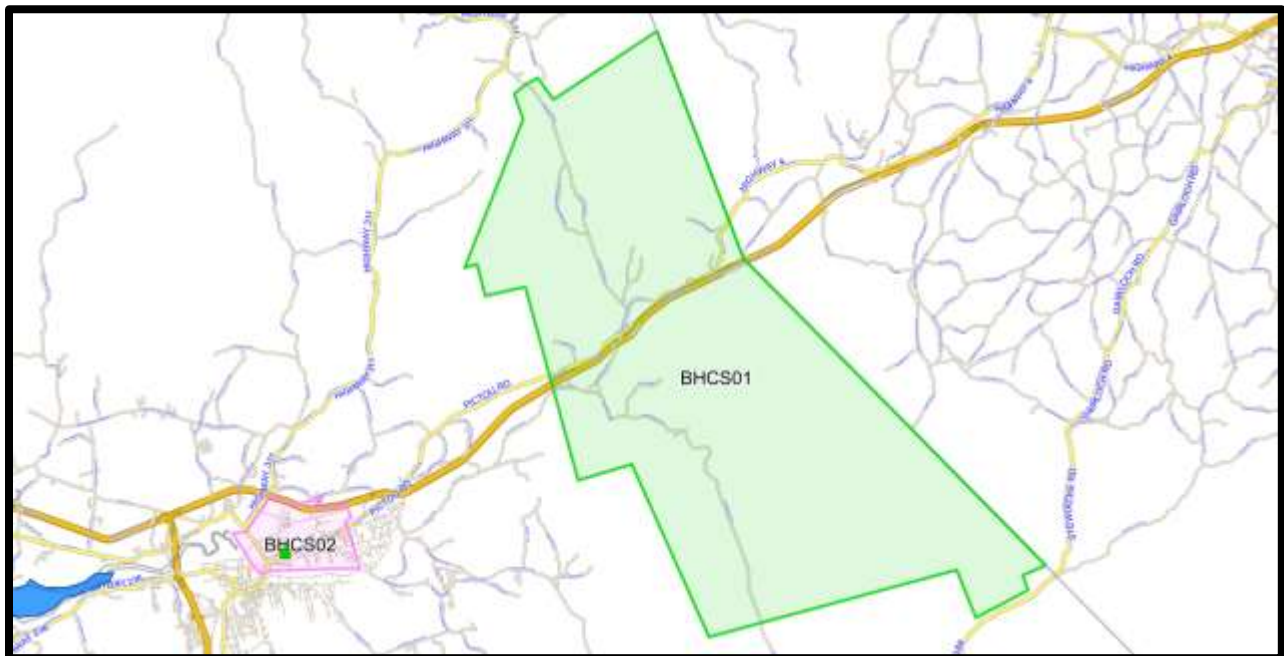
	Year	Enrolment
Historic Enrolments (past 10 years) <i>*Please note the enrolments from 2012-2016 are a combination of Bible Hill Consolidated and Bible Hill East Court Road Elementary Schools. The new school opened in 2017 combining the two schools into a P-4 school.</i>	2012	273
	2013	267
	2014	244
	2015	232
	2016	226
	2017	207
	2018	201
	2019	201
	2020	190
	2021	248
<b>Current Enrolment (as of September 30<sup>th</sup>) – includes Pre-Primary</b>	<b>2022</b>	<b>265</b>
Projected Enrolments (10 Years) – includes Pre-Primary	2023	280
	2024	296
	2025	300
	2026	309
	2027	303
	2028	296
	2029	297
	2030	291
	2031	282
	2032	277



## Community/Municipal Context

### Geographic Area

Additional information regarding Community/Municipal context can be found through the various links within Appendix F.



### Closest Schools

1. Harmony Heights Elementary 4.0 km/7 minutes
2. North River Elementary – 4.4 km/5 minutes

# Bible Hill Junior High School

## Cobequid Family of Schools

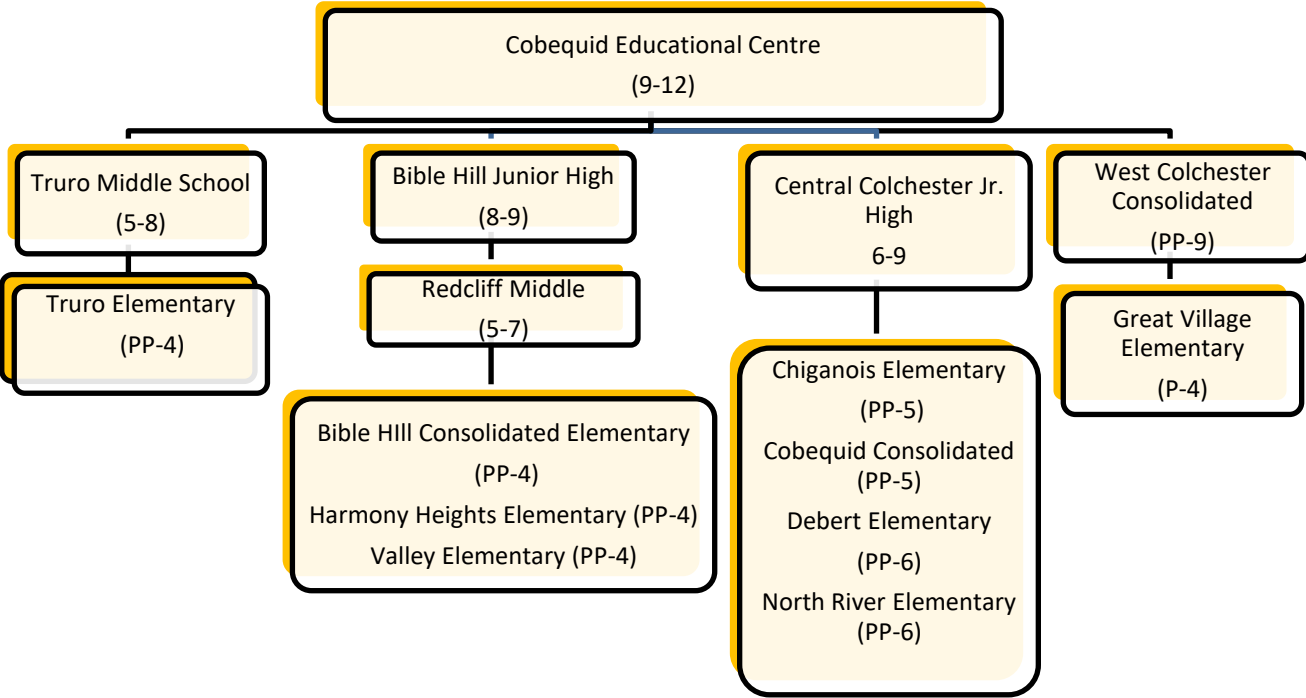


Address	741 College Road Truro, N.S. B2N 5Y9
Grade Configuration	8-9
Age of Facility	44 (1978)
Square Footage	50,453
Number of Stories with Teaching Spaces	3
Number of Portable Teaching Spaces/Classrooms	0
Current School Capacity (permanent structures only)	534 (17 classrooms)
School Utilization	52%
Specific (Specialized) Programming Offered at the School	<ul style="list-style-type: none"> <li>• After School Physical Activity Program</li> <li>• Child Studies</li> <li>• Comprehensive Guidance Program</li> <li>• Discovering Opportunities Program</li> <li>• Food &amp; Nutrition</li> <li>• Free to Be You</li> <li>• French Immersion (Grades 8 &amp; 9)</li> <li>• Google Apps for Education</li> <li>• Husky Spirit Program</li> <li>• In-School Suspension</li> <li>• Integrated French (Grades 8 &amp; 9)</li> <li>• Learning Centre</li> <li>• Librarian</li> <li>• Restorative Approach</li> <li>• Ron MacKay Memorial Youth Band</li> <li>• SchoolsPlus</li> <li>• Social and Emotional Program</li> <li>• STEAM Room</li> <li>• Technology Education</li> </ul>

Provincially approved addition and alteration projects or other major capital upgrades, including dates completed (if applicable).	<ul style="list-style-type: none"> <li>• 2014 Well line – replaced</li> <li>• 2018 Gym floor – replaced</li> <li>• 2023 Hot water heater – replaced</li> <li>• 2023 Pump track - installed</li> </ul>
Current Overall Building Condition  Future Considerations	Satisfactory  <ul style="list-style-type: none"> <li>• Elevator double walled cylinder - replace</li> <li>• Exterior pointing - required</li> <li>• Roof – replace section</li> </ul>
Information about Review of the School Previously Conducted	N/A
Any Other Factors Relevant to the School	<ul style="list-style-type: none"> <li>• Breakfast Program</li> <li>• Cobequid Family of Schools has priority booking for use of the Cougar Dome.</li> <li>• Husky Spirit Activities (all year long):             <ul style="list-style-type: none"> <li>➤ Addictions Groups</li> <li>➤ Art Club</li> <li>➤ Badminton Club</li> <li>➤ Bible Hill Junior Gives Back Day</li> <li>➤ Bike Club</li> <li>➤ Career Fair (every 2 years)</li> <li>➤ Chess Club</li> <li>➤ Drama Club</li> <li>➤ Dungeons and Dragons Home</li> <li>➤ Earth Day</li> <li>➤ Food Drive Challenge</li> <li>➤ Frisbee Golf</li> <li>➤ Haunted Hallway</li> <li>➤ Homework Club</li> <li>➤ MADD Presentation</li> <li>➤ Music Club</li> <li>➤ Musical</li> <li>➤ Open Gym – Morning, Break &amp; Lunch</li> <li>➤ Peer Mentors</li> <li>➤ Scavenger Hunts</li> <li>➤ Scholastic Challenge</li> <li>➤ Student Lounge</li> <li>➤ Student Support Groups</li> <li>➤ Talent Show</li> <li>➤ Terry Fox Activity Day</li> <li>➤ Theme Days</li> <li>➤ Wellness Week</li> <li>➤ Winter Carnival Week</li> <li>➤ World Change</li> <li>➤ Yoga Club</li> </ul> </li> </ul>

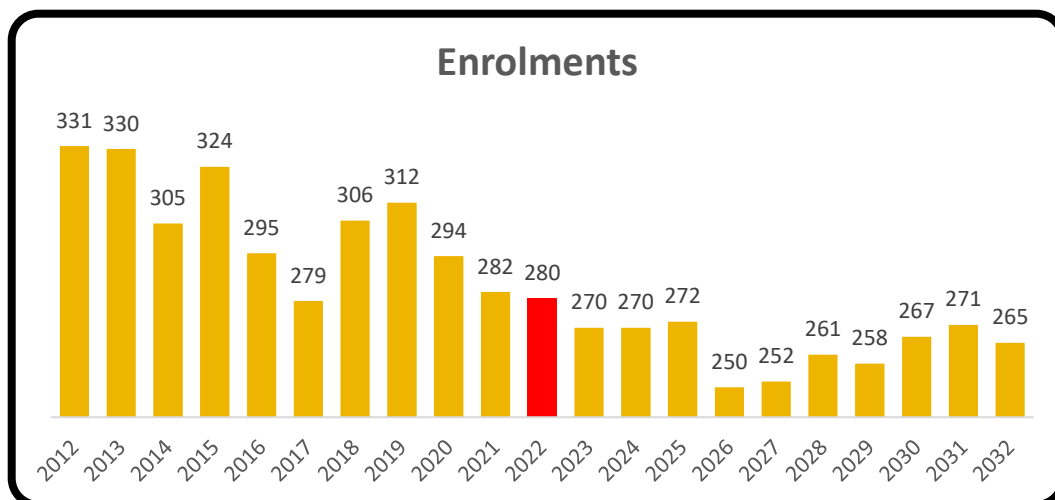
	<ul style="list-style-type: none"> <li>• Outreach Support Services <ul style="list-style-type: none"> <li>➤ Colchester East Hants Mental Health and Addictions</li> <li>➤ Colchester Sexual Assault Centre</li> <li>➤ R.C.M.P Liaison Officer</li> <li>➤ Third Place Transition</li> <li>➤ The Youth Project</li> <li>➤ Partnered with Big Brothers Big Sisters (Leadership Program)</li> </ul> </li> </ul>
--	---

**School Feeder System – Cobequid Family of Schools**



## Enrolments

	Year	Enrolment	
Historic Enrolments (past 10 years)	2012	331	
	2013	330	
	2014	305	
	2015	324	
	2016	295	
	2017	279	
	2018	306	
	2019	312	
	2020	294	
	2021	282	
<b>Current Enrolment (as of September 30th)</b>		<b>2022</b>	<b>280</b>
Projected Enrolments (next 10 years)	2023	270	
	2024	270	
	2025	272	
	2026	250	
	2027	252	
	2028	261	
	2029	258	
	2030	267	
	2031	271	
	2032	265	



## Community/Municipal Context

### Geographic Area

Additional information regarding Community/Municipal context can be found through the various links within Appendix F.



### Closest Schools

1. Truro Middle School – 6.2 km/11 minutes  
Cobequid Educational Centre – 4.5 km /8 minutes
2. Central Colchester Junior High School – 8.9 km/10 minutes



# Brookfield Elementary School

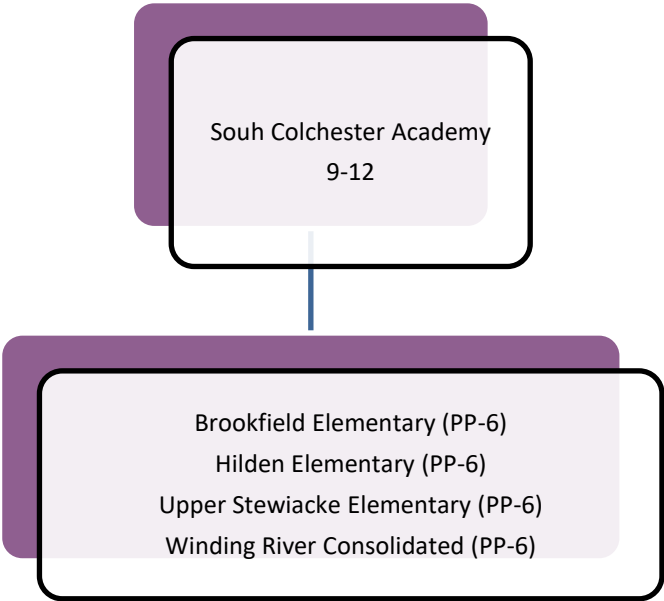
## Nova Family of Schools



Address	233 Highway 289 Brookfield, N.S. B0N 1C0
Grade Configuration	PP-6
Age of Facility	57 (1965)
Square Footage	36,212
Number of Stories with Teaching Spaces	2
Number of Portable Teaching Spaces / Classrooms	0
Current School Capacity (permanent structures only)	250 (14 classrooms)
School Utilization	14%
Specific (Specialized) Programming Offered at the School	<ul style="list-style-type: none"> <li>• Core French Mentor</li> <li>• Learning Support</li> <li>• Literacy Mentor</li> <li>• Mathematics Mentor</li> <li>• Pre-Primary</li> <li>• Psychologist</li> <li>• Reading Recovery</li> <li>• Restorative Approach</li> <li>• Speech Language Pathologist</li> <li>• EAL (once every two weeks)</li> </ul>
Provincially approved addition and alteration projects or other major capital upgrades, including dates completed (if applicable)	<ul style="list-style-type: none"> <li>• 2013 Fire safety - upgraded</li> <li>• 2016 Playground - upgraded</li> <li>• 2017 Steel stair deck - repaired</li> <li>• 2020 Boiler - replaced</li> <li>• 2020 Sanitary drainage - repaired</li> <li>• 2021 Kitchen exhaust hood – installed</li> <li>• 2021 Pre-Primary fence - installed</li> <li>• 2021 Second Pre-Primary class - added</li> <li>• 2022 Outdoor Classroom - installed</li> </ul>
Current Overall Building Condition	Satisfactory
Future Considerations	<ul style="list-style-type: none"> <li>• Accessibility ramp and door opener</li> </ul>

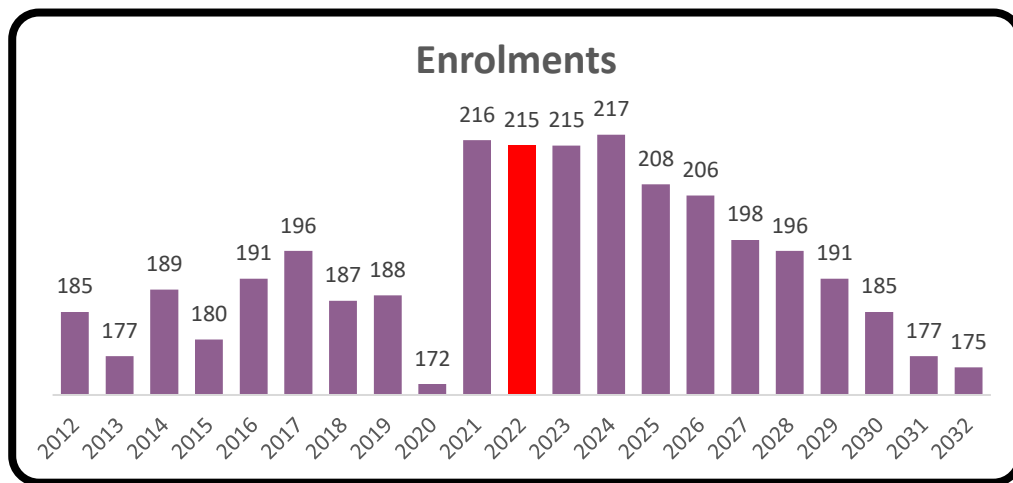
	<ul style="list-style-type: none"> <li>• Blue Light System</li> <li>• Fire panel – replace</li> <li>• Oil tank - replace</li> <li>• PA system</li> <li>• Roof - replace sections</li> <li>• Security/controlled entrance</li> <li>• Sprinkler tank – upgrade</li> </ul>
Information about Review of the School Previously Conducted	N/A
Any Other Factors Relevant to the School	<ul style="list-style-type: none"> <li>• School Volleyball – occasionally during the winter</li> </ul>

**School Feeder System – Nova Family of Schools**



## Enrolments

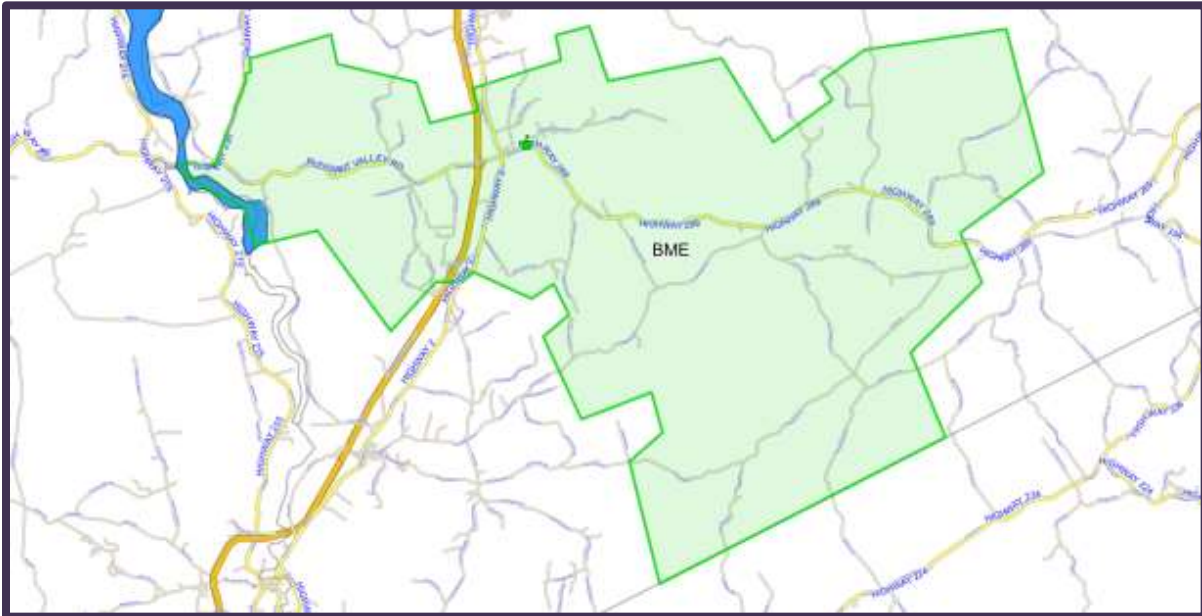
	Year	Enrolment
Historic Enrolments (past 10 years)	2012	185
	2013	177
	2014	189
	2015	180
	2016	191
	2017	196
	2018	197
	2019	188
	2020	172
	2021	216
<b>Current Enrolment (as of September 30th) – includes Pre-Primary</b>	<b>2022</b>	<b>215</b>
Projected Enrolments (next 10 years) – includes Pre-Primary	2023	215
	2024	217
	2025	208
	2026	206
	2027	198
	2028	196
	2029	191
	2030	185
	2031	177
	2032	175



## Community/Municipal Context

### Geographic Area

Additional Information regarding Community/Municipal context can be found through the various links within Appendix F.



### Closest Schools

1. Hilden Elementary – 7.6 km/8 minutes
2. Winding River Consolidated – 17.1 km/16 minutes

# Central Colchester Junior High School

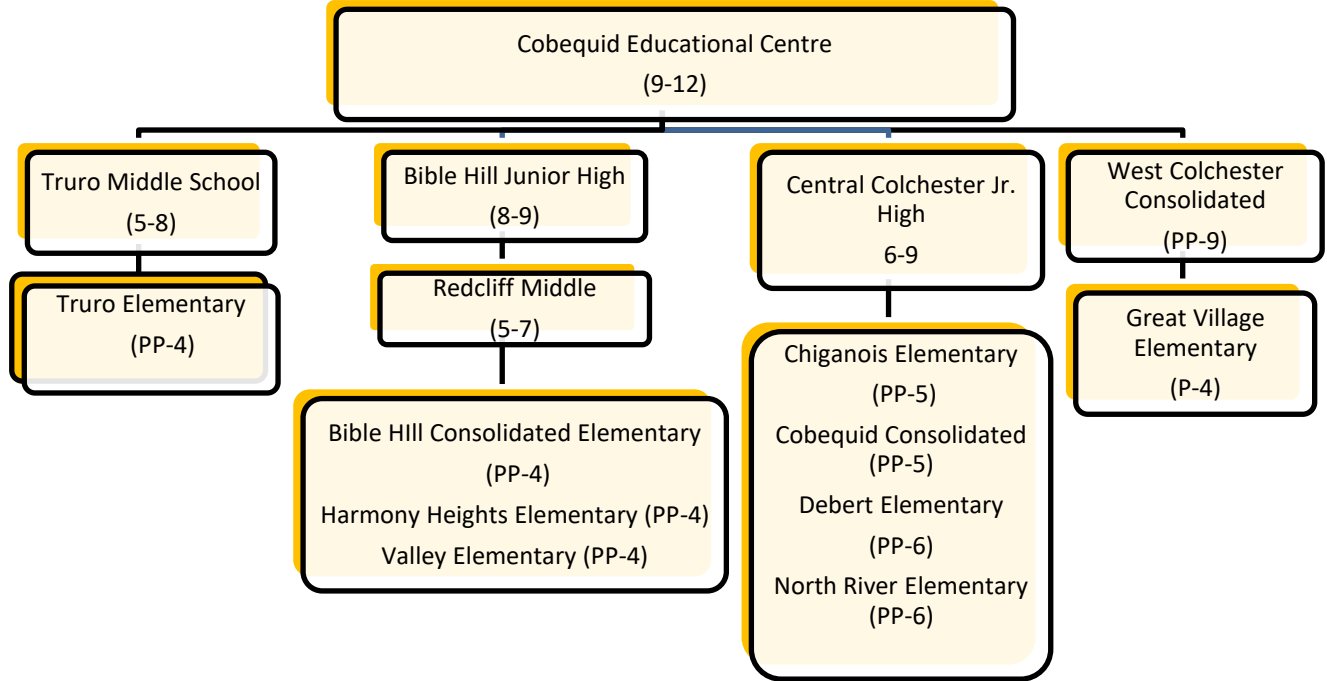
## Cobequid Family of Schools



Address	61 Onslow Road Central Colchester, N.S. B6L 5K4
Grade Configuration	6-9
Age of Facility	63 (1959)
Square Footage	60,800
Number of Stories with Teaching Spaces	2
Number of Portable Teaching Spaces/Classrooms	0
Current School Capacity (permanent structures only)	525 (21 classrooms)
School Utilization	77%
Specific (Specialized) Programming Offered at the School	<ul style="list-style-type: none"> <li>• After School Physical Activity Program</li> <li>• Alternative Ed Program</li> <li>• Band &amp; Choir</li> <li>• Breakfast Program</li> <li>• Guidance</li> <li>• In Good Standing (IGS)</li> <li>• In-School Suspension</li> <li>• Integrated French (Grades 7-9)</li> <li>• Learning Disabled Program</li> <li>• Librarian</li> <li>• Literacy Mentor</li> <li>• Nutrition Program</li> <li>• Restorative Approach</li> <li>• Social and Emotional Program               <ul style="list-style-type: none"> <li>➤ Respect Ed</li> </ul> </li> <li>• Special Education</li> </ul>
Provincially approved addition and alteration projects or other major capital upgrades, including dates completed (if applicable).	<ul style="list-style-type: none"> <li>• 2012 Windows – replaced/cladding</li> <li>• 2013 Windows – replaced/cladding</li> <li>• 2014 Property rdainage</li> <li>• 2014 Roof – section replaced</li> <li>• 2020 Doors – replaced</li> </ul>

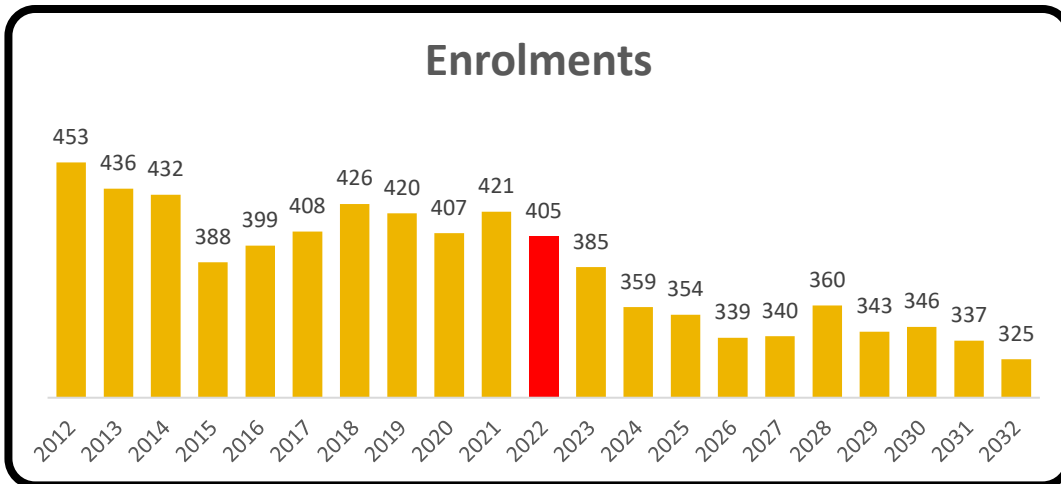
	<ul style="list-style-type: none"> <li>• 2020 Interior painting – first phase</li> <li>• 2021 Concrete - repaired (Academic Wing)</li> <li>• 2021 Kitchen hood - installed</li> </ul>
<p>Current Overall Building Condition</p> <p>Future Considerations</p>	<p>Satisfactory</p> <ul style="list-style-type: none"> <li>• Accessibility Improvements</li> <li>• Blue Light System</li> <li>• Concrete at front and rear</li> <li>• Exterior lighting - replace</li> <li>• Interior painting</li> <li>• PA System</li> <li>• Paving – repair</li> <li>• Sprinkler system – repair</li> <li>• Roof section – replace</li> <li>• Walking Trail</li> </ul>
Information about Review of the School Previously Conducted	N/A
Any Other Factors Relevant to the School	<ul style="list-style-type: none"> <li>• Cobequid Family Schools have priority booking for use of the Cougar Dome.</li> <li>• Nutrition Program</li> <li>• Partnered with Big Brothers Big Sisters</li> </ul>

## School Feeder System – Cobequid Family of Schools



## Enrolments

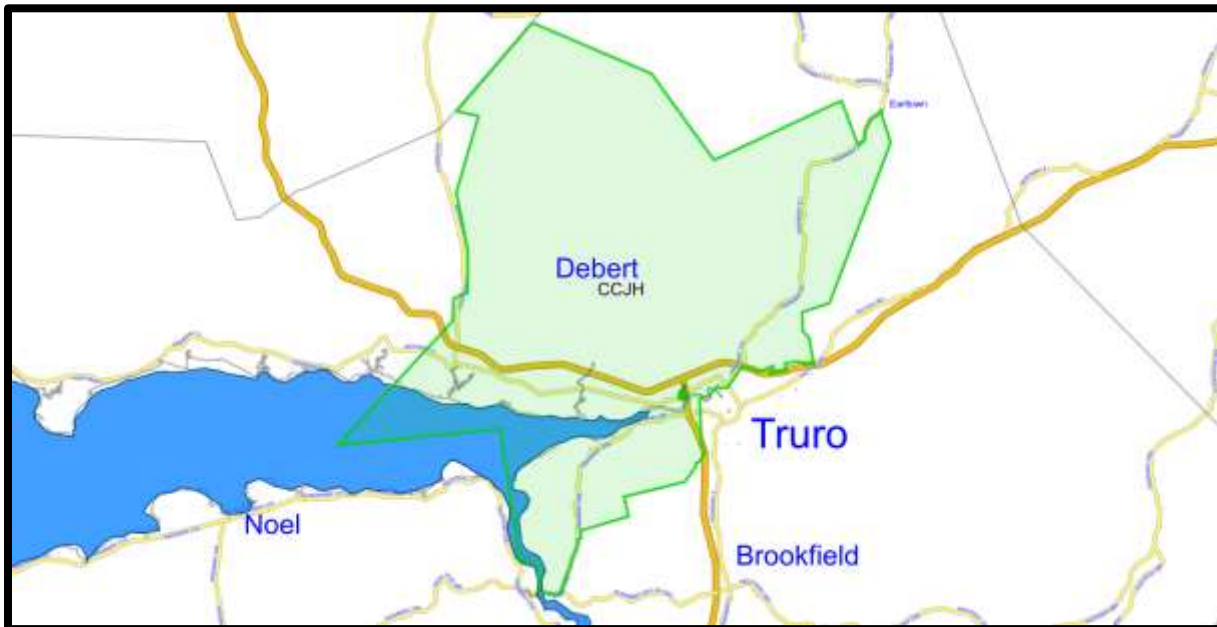
	Year	Enrolment
Historic Enrolments (past 10 years)	2012	453
	2013	436
	2014	432
	2015	388
	2016	399
	2017	408
	2018	426
	2019	420
	2020	407
	2021	421
<b>Current Enrolment (as of September 30<sup>th</sup>)</b>	<b>2022</b>	<b>405</b>
Projected Enrolments (next 10 years)	2023	385
	2024	359
	2025	354
	2026	339
	2027	340
	2028	360
	2029	343
	2030	346
	2031	337
	2032	335



## Community/Municipal Context

### Geographic Area

Additional information regarding Community/Municipal context can be found through the various links within Appendix F.



### Closest Schools

1. Bible Hill Junior High School – 8.9 km/11 minutes  
Redcliff Middle School – 10.4 km/13 minutes
2. Truro Middle School – 7.5 km/10 minutes  
Cobequid Educational Centre – 4.5 km/8 minutes



# Chiganois Elementary School

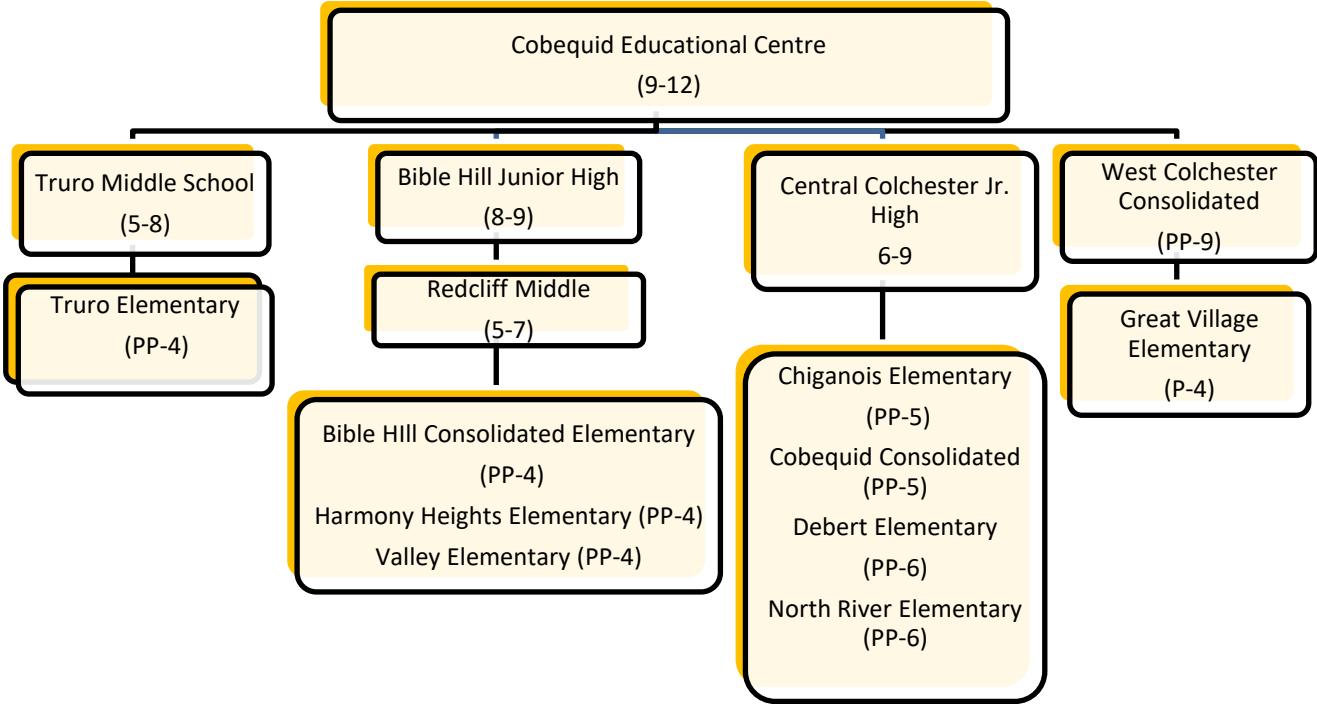
## Cobequid Family of Schools



Address	11145 Highway 2, Masstown, Debert, N.S. B0M 1G0
Grade Configuration	PP-5
Age of Facility	57 (1965)
Square Footage	18,933
Number of Stories with Teaching Spaces	1
Number of Portable Teaching Spaces/Classrooms	0
Current School Capacity (permanent structures only)	250 (10 classrooms)
School Utilization	74%
Specific (Specialized) Programming Offered at the School	<ul style="list-style-type: none"> <li>• Child Youth Care Practitioner</li> <li>• Core French Specialist</li> <li>• Culturally Responsive Practices (CPP)</li> <li>• Learning Centre</li> <li>• Learning Support Teacher</li> <li>• Literacy Mentor</li> <li>• Music Specialist</li> <li>• Physical Education Specialist</li> <li>• Pre-Primary</li> <li>• Reading Recovery</li> <li>• SchoolsPlus</li> <li>• Social Emotional Learning Teacher</li> <li>• Social and Emotional Program <ul style="list-style-type: none"> <li>➤ Minds Up</li> <li>➤ Second Step</li> <li>➤ Virtues Program</li> <li>➤ Zones of Regulation</li> </ul> </li> </ul>
Provincially approved addition and alteration projects or other major capital upgrades, including dates completed (if applicable)	<ul style="list-style-type: none"> <li>• 2011 Boiler - replaced</li> <li>• 2014 Septic field bed – replaced</li> <li>• 2014 Water fixtures – updated</li> <li>• 2016 Washroom – upgraded</li> <li>• 2019 Playground - upgraded</li> <li>• 2020 Kitchen hood - installed</li> <li>• 2020 Roof – section replaced</li> <li>• 2022 Outdoor Classroom - installed</li> </ul>

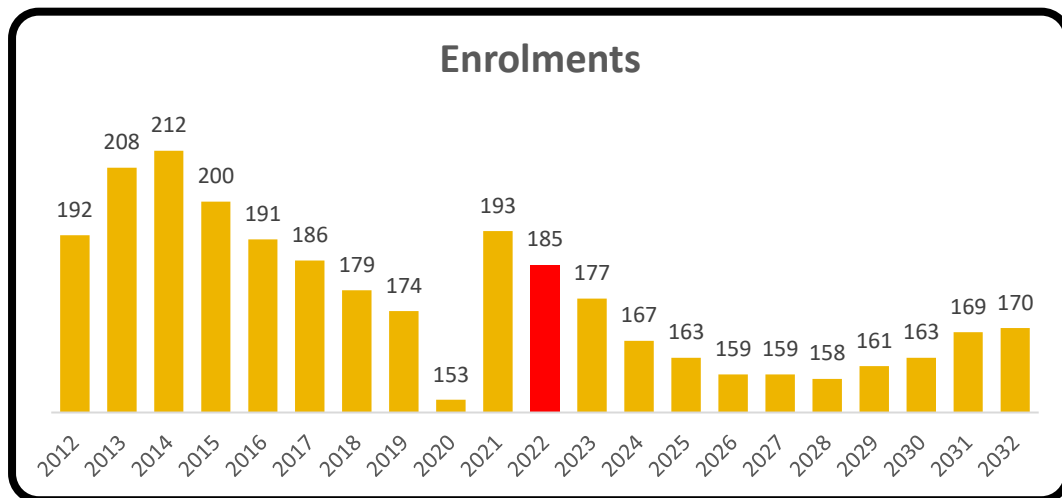
Current Overall Building Condition	Satisfactory
Future Considerations	<ul style="list-style-type: none"> <li>• Blue Light System</li> <li>• Entrance canopy</li> <li>• Exterior door</li> <li>• Gym floor - replace</li> <li>• PA System</li> <li>• Paving and parking</li> <li>• Roof - replace sections</li> <li>• Secure entrance</li> </ul>
Information about Review of the School Previously Conducted	N/A
Any Other Factors Relevant to the School	<ul style="list-style-type: none"> <li>• Cobequid Family of Schools has priority booking for use of the Cougar Dome.</li> </ul>

**School Feeder System – Cobequid Family of Schools**



## Enrolments

	Year	Enrolment
Historic Enrolments (past 10 years)	2012	192
	2013	208
	2014	212
	2015	200
	2016	191
	2017	186
	2018	179
	2019	174
	2020	153
	2021	193
<b>Current Enrolment (as of September 30th) – includes Pre-Primary</b>	<b>2022</b>	<b>185</b>
Projected Enrolments (next 10 years) – includes Pre-Primary	2023	177
	2024	167
	2025	163
	2026	159
	2027	159
	2028	158
	2029	161
	2030	163
	2031	169
	2032	170



## Community/Municipal Context

### Geographic Area

Additional information regarding Community/Municipal context can be found through the various links within Appendix F.



### Closest Schools

1. Debert Elementary – 7.5 km/8 minutes
2. North River Elementary – 18.1 km/16 minutes

# Cobequid Consolidated Elementary School

## Cobequid Family of Schools



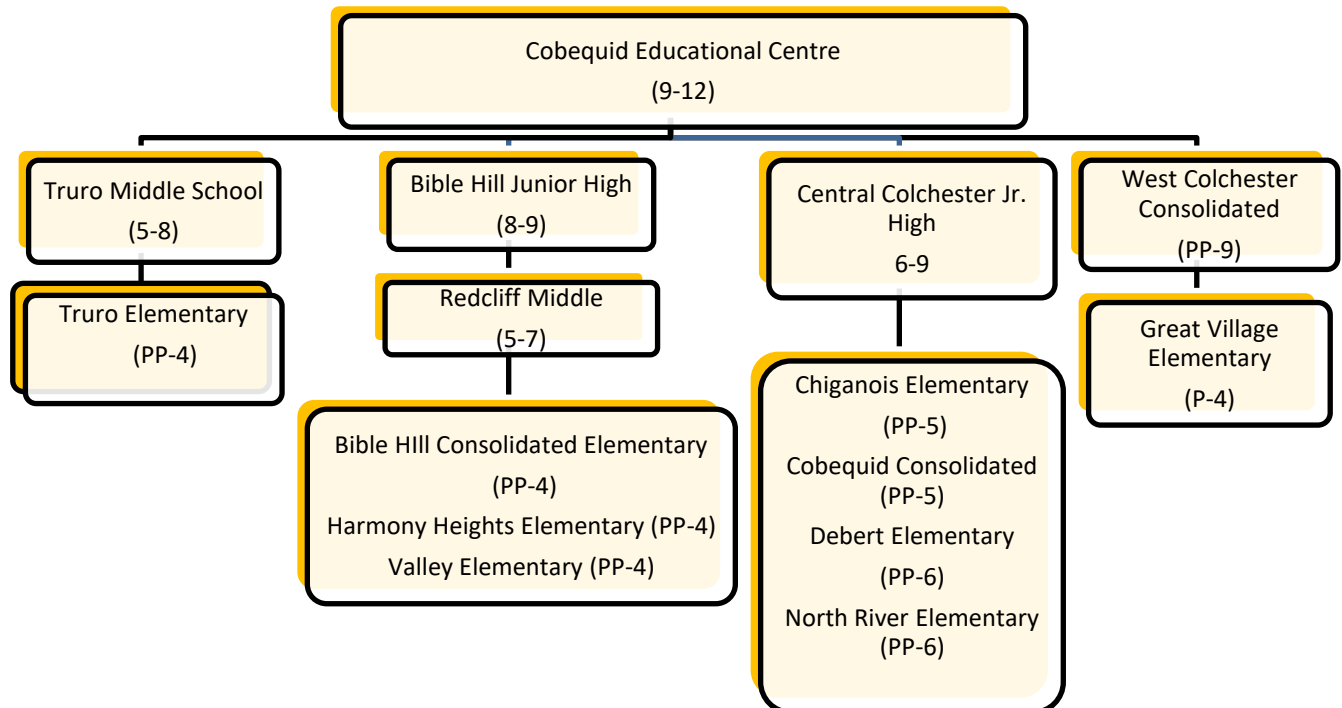
Address	2998 Highway 236 Old Barns, N.S. B6K 1K3
Grade Configuration	PP-5
Age of Facility	59 (1963)
Square Footage	18,364
Number of Stories with Teaching Spaces	1
Number of Portable Teaching Spaces/Classrooms	1
Current School Capacity (permanent structures only)	225 (9 classrooms)
School Utilization	77%
Specific (Specialized) Programming Offered at the School	<ul style="list-style-type: none"> <li>• Autism Support</li> <li>• Behavior Support Model</li> <li>• Big Brothers Big Sisters</li> <li>• Child &amp; Youth Care Practitioner (CYCP)</li> <li>• Core French Specialist</li> <li>• Culturally Relevant Pedagogy</li> <li>• Early Literacy Mentor</li> <li>• Early Literacy Support</li> <li>• Early Math Intervention</li> <li>• Expected Behaviors Matrix &amp; Explicit Teaching</li> <li>• Guidance</li> <li>• Learning Centre (50%)</li> <li>• Learning Support</li> <li>• Literacy Mentor</li> <li>• Mathematics Mentor</li> <li>• Mental Health – Family Interventionist from Family First</li> <li>• Music Specialist</li> <li>• Parent Navigator</li> <li>• Physical Education Specialist</li> </ul>

	<ul style="list-style-type: none"> <li>• Pre-Primary</li> <li>• Psychologist</li> <li>• Reading Recovery</li> <li>• Relational Theory</li> <li>• SchoolsPlus</li> <li>• Second Step</li> <li>• Social and Emotional Program <ul style="list-style-type: none"> <li>➢ Mindlessness (Minds Up!)</li> <li>➢ Zones of Regulation</li> </ul> </li> <li>• Speech Language Pathologist</li> <li>• Trauma Informed Practices</li> </ul>
Provincially approved addition and alteration projects or other major capital upgrades, including dates completed (if applicable).	<ul style="list-style-type: none"> <li>• 2013 Exterior cladding - completed</li> <li>• 2013 Window - replaced</li> <li>• 2016 Roof – sections replaced</li> <li>• 2017 Roof – sections replaced</li> <li>• 2017 Washroom - upgraded</li> <li>• 2018 Exterior cladding - completed</li> <li>• 2018 Exterior lighting</li> <li>• 2018 Fire panel – replaced</li> <li>• 2018 Front canopy &amp; doors</li> <li>• 2018 Portable steps – replaced</li> <li>• 2018 Window &amp; exterior door – section replaced</li> <li>• 2018 Portable roof – metal replaced</li> <li>• 2021 Kitchen hood - installed</li> <li>• 2022 Sidewalk – portion replaced</li> <li>• 2022 Outdoor Classroom - installed</li> </ul>
Current Overall Building Condition	Functional
Future Considerations	<ul style="list-style-type: none"> <li>• Boilers</li> <li>• Blue Light System</li> <li>• Gym ceiling - repair/replace</li> <li>• Interior door - replace</li> <li>• PA System</li> <li>• This school is on the Capital Construction list for significant work</li> </ul>
Information about Review of the School Previously Conducted	N/A

Any Other Factors Relevant to the School

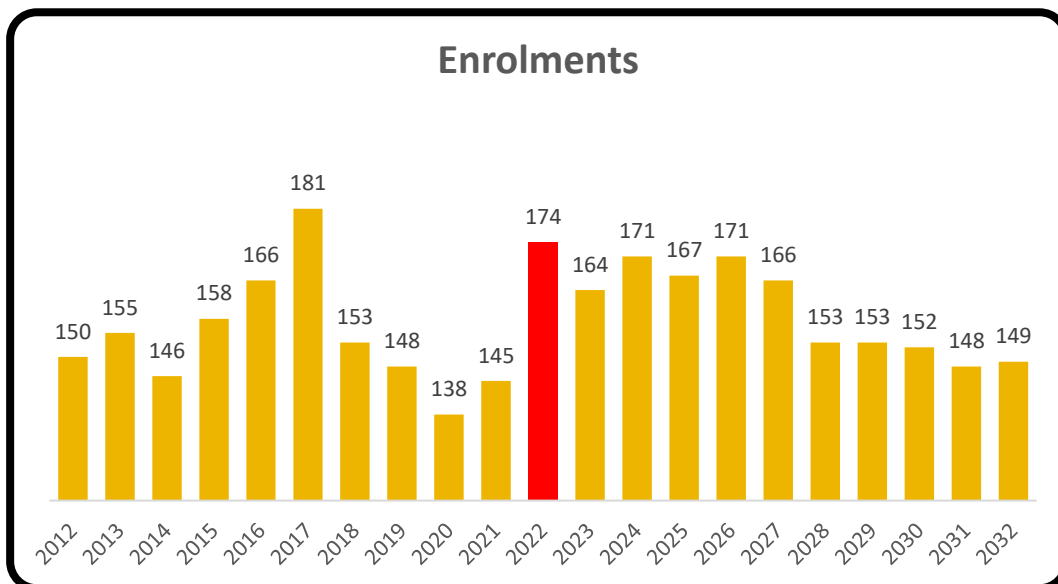
- Breakfast for Learning – daily
- Cobequid Catering Society - hot lunch available daily
- Cobequid Family of Schools has priority booking for use of the Cougar Dome - varies
- Colchester Recreation
  - ❖ Bike Rodeo
  - ❖ Swimming (Primary-5)
- Farm to Cafeteria Grant (salad bar, fruit trees, school garden all in progress and ongoing)
- Nourish Your Roots
- Outdoor Musical Classroom
- Parent Teacher Group – ongoing
- Parent Volunteers
- Partnered with Big Brothers/Big Sisters (varies)
- School Advisory Council (ongoing)
- Supportive Relationships with Cobequid Fire Brigades Firemenettes, Federation of Agriculture and 4H
- Uplift Grant

## School Feeder System – Cobequid Family of Schools



## Enrolments

	Year	Enrolment	
Historic Enrolments (past 10 years)	2012	150	
	2013	155	
	2014	146	
	2015	158	
	2016	166	
	2017	181	
	2018	153	
	2019	148	
	2020	138	
	2021	145	
<b>Current Enrolment (as of September 30th) – includes Pre-Primary</b>		<b>2022</b>	<b>174</b>
Projected Enrolments (next 10 years) includes Pre-Primary	2023	164	
	2024	171	
	2025	167	
	2026	171	
	2027	166	
	2028	153	
	2029	153	
	2030	152	
	2031	148	
	2032	149	





## Community/Municipal Context

### Geographic Area

Additional information regarding Community/Municipal context can be found through the various links within Appendix F.



### Closest Schools

1. Truro Elementary – 10.3 km/12 minutes
2. Harmony Heights Elementary – 13.4 km/18 minutes

# Cobequid District Elementary School

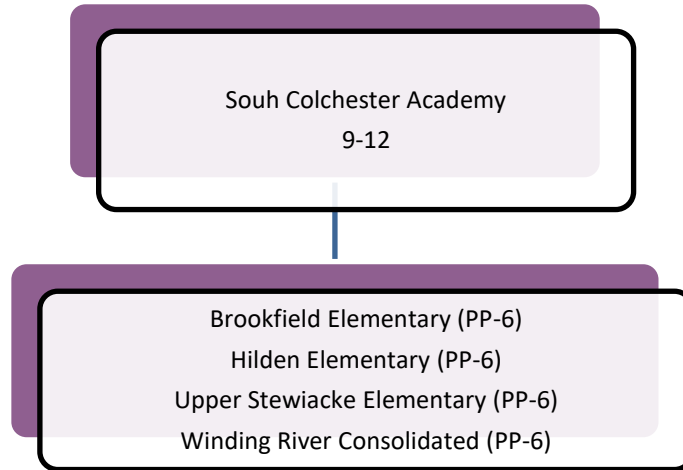
## Nova Family of Schools



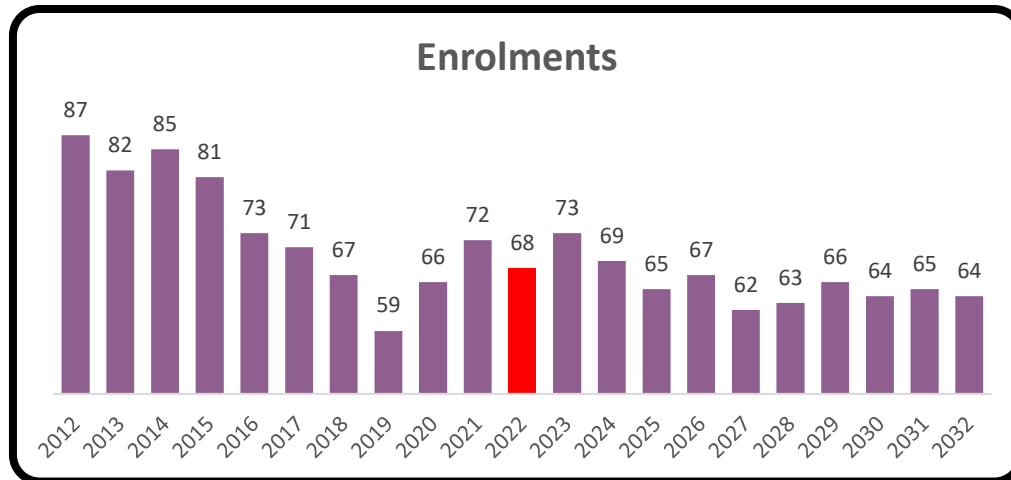
Address	8993 Highway 354 Noel, N.S. B0N 2C0
Grade Configuration	PP-6
Age of Facility	61 (1961)
Square Footage	12,285
Number of Stories with Teaching Spaces	2
Number of Portable Teaching Spaces/Classrooms	0
Current School Capacity (permanent structures only)	125 (5 classrooms)
School Utilization	54%
Specific (Specialized) Programming Offered at the School	<ul style="list-style-type: none"> <li>• Breakfast Club</li> <li>• Literacy Mentor</li> <li>• Math Coach</li> <li>• Pre-Primary</li> <li>• RCMP Liaison Officer</li> <li>• Reading Recovery</li> <li>• Restorative Approach</li> <li>• SchoolsPlus <ul style="list-style-type: none"> <li>➤ Child and Youth Practitioner (CYCP)</li> <li>➤ Community Outreach Support Worker</li> </ul> </li> <li>• Seven Sacred Teachings</li> <li>• Social Emotional Programming <ul style="list-style-type: none"> <li>➤ Mindfulness</li> </ul> </li> <li>• Speech Language Pathologist</li> <li>• Walking Club</li> </ul>
Provincially approved addition and alteration projects or other major capital upgrades, including dates completed (if applicable).	<ul style="list-style-type: none"> <li>• 2012 Roof – section replaced</li> <li>• 2016 Accessibility improvements</li> <li>• 2016 Boilers - replaced</li> <li>• 2017 Accessibility improvements</li> <li>• 2017 Elevator</li> <li>• 2017 Fire panel – updated</li> </ul>

	<ul style="list-style-type: none"> <li>• 2017 Washroom - upgraded</li> <li>• 2019 Exterior lights - replaced</li> <li>• 2019 T12 Light - replaced</li> <li>• 2021 Pre-Primary fence – installed</li> <li>• 2022 Outdoor Classroom - installed</li> </ul>
<p>Current Overall Building Condition</p> <p>Future Considerations</p>	<p>Functional</p> <ul style="list-style-type: none"> <li>• Blue Light System</li> <li>• Electrical service - upgrade</li> <li>• Exterior brick pointing - required</li> <li>• Gym floor - replace</li> <li>• Front entrance - concrete</li> <li>• PA System</li> <li>• Roofing - replace</li> <li>• Hants North Rural High /Kennetcook District Elementary School are on the CCRCE Capital Construction List for a new P-12. The new school would also include the students from Cobequid District and Rawdon District Elementary Schools.</li> <li>• Security/Controlled Entrance</li> </ul>
Information about Review of the School Previously Conducted	N/A
Any Other Factors Relevant to the School	<ul style="list-style-type: none"> <li>• After School Intramurals (April &amp; Nov.)</li> <li>• Hot Lunch Program (at least once a month)</li> <li>• Home and School Meetings – monthly</li> <li>• JOHSC Meetings (bi-monthly)</li> <li>• Running Club - May</li> <li>• SAC Meetings – once a month</li> </ul>

## School Feeder System – Nova Family of Schools



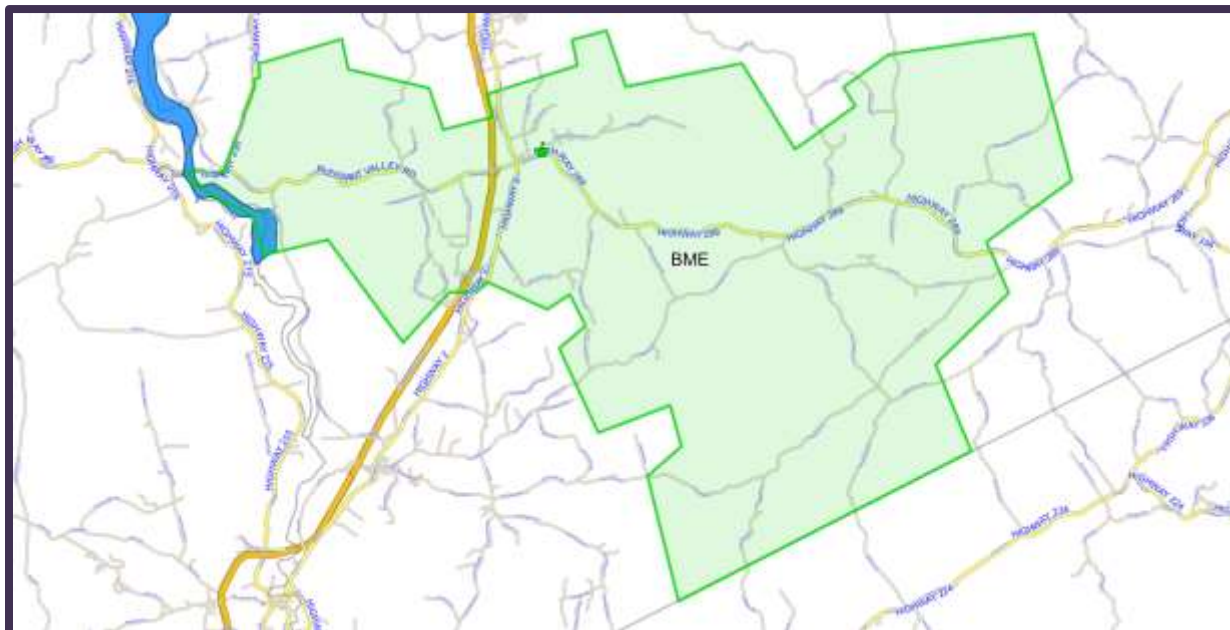
Enrolments			
	Year	Enrolment	
Historic Enrolments (past 10 years)	2012	87	
	2013	82	
	2014	85	
	2015	81	
	2016	73	
	2017	71	
	2018	67	
	2019	59	
	2020	66	
	2021	72	
<b>Current Enrolment (as of September 30<sup>th</sup>) – includes Pre-Primary</b>		<b>2022</b>	<b>68</b>
Projected Enrolments (next 10 years) – includes Pre-Primary	2023	73	
	2024	69	
	2025	65	
	2026	67	
	2027	62	
	2028	63	
	2029	66	
	2030	64	
	2031	65	
	2032	64	



## Community/Municipal Context

### Geographic Area

Additional information regarding Community/Municipal context can be found through the various links within Appendix F.



### Closest Schools

1. Kennetcook District Elementary – 13.9 km/11 minutes
2. Rawdon District Elementary – 25.8 km/21 minutes

# Cobequid Educational Centre

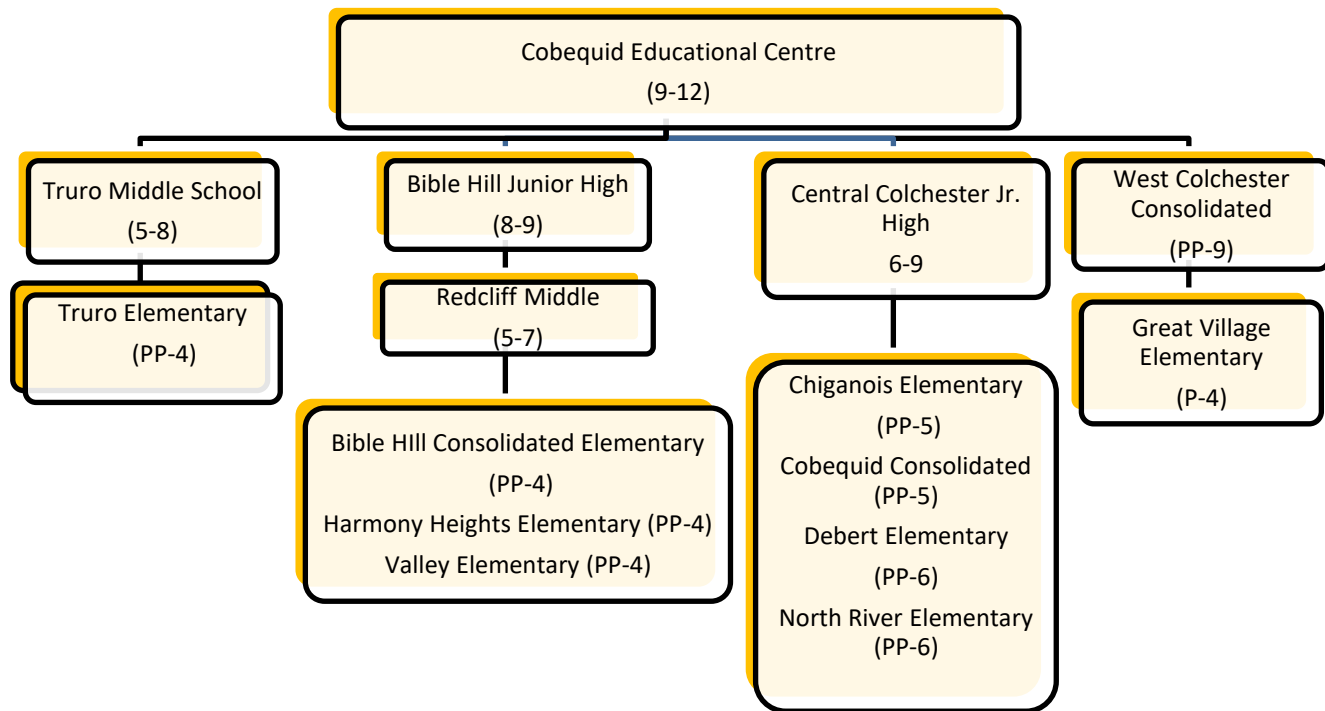
## Cobequid Family of Schools



Address	34 Lorne Street Truro, N.S. B2H 3K3
Grade Configuration	9-12
Age of Facility	53 (1969)
Square Footage	227,918
Additions	1969 & 1975
Number of Stories with Teaching Spaces	2
Number of Portable Teaching Spaces/Classrooms	0
Current School Capacity (permanent structures only)	2182 (86 classrooms)
School Utilization	68%
Specific (Specialized) Programming Offered at the School	<ul style="list-style-type: none"> <li>• Addictions Counselling</li> <li>• African Student Support Worker</li> <li>• Bring Your Own Technology</li> <li>• Career Exploration</li> <li>• Co-operative Education</li> <li>• First Nations Support Teacher</li> <li>• French Immersion (9-12)</li> <li>• Hot Lab</li> <li>• In-School Suspension</li> <li>• International Baccalaureate</li> <li>• Learning Centre</li> <li>• Librarian</li> <li>• Options and Opportunities</li> <li>• Restorative Approach</li> <li>• SchoolsPlus</li> <li>• School Resource Officer</li> <li>• Skilled Trades</li> <li>• Youth Health Centre</li> </ul>

<p>Provincially approved addition and alteration projects or other major capital upgrades, including dates completed (if applicable).</p>	<ul style="list-style-type: none"> <li>• 2014 Roof – replaced sections</li> <li>• 2014 Emergency exit lighting – upgraded</li> <li>• 2014 Gym – painted</li> <li>• 2015 Front foyer – renovated</li> <li>• 2016 Exterior lighting – replaced</li> <li>• 2016 Exterior panels – caulked</li> <li>• 2016 Freight elevator – upgraded</li> <li>• 2017 Controls – upgraded</li> <li>• 2017 Exterior panels – caulked</li> <li>• 2018 Exterior panels - caulked</li> <li>• 2019 Circulator – replaced</li> <li>• 2019 Controls – upgraded</li> <li>• 2019 Water heater - replaced</li> <li>• 2020 Gym floor – replaced</li> <li>• 2020 Hot lab</li> <li>• 2020 Roof - replaced sections</li> </ul>
<p>Current Overall Building Condition</p> <p>Future Considerations</p>	<p>Functional</p> <ul style="list-style-type: none"> <li>• Accessibility improvements</li> <li>• Blue Light System</li> <li>• Building controls - upgrade</li> <li>• Elevator – replace</li> <li>• Exterior panels – re-caulk</li> <li>• Mechanical – upgrade</li> <li>• PA System</li> <li>• Paving – road access &amp; parking area</li> <li>• Roofing – replace sections</li> <li>• Security cameras</li> <li>• Washroom - upgrade</li> <li>• Window replacement, screens (portion)</li> <li>• This school is on the Capital Construction for significant work (including codes, accessibility, etc.)</li> </ul>
<p>Information about Review of the School Previously Conducted</p>	<p>N/A</p>
<p>Any Other Factors Relevant to the School</p>	<ul style="list-style-type: none"> <li>• AV Room as a teaching space.</li> <li>• Cobequid Family of Schools has priority booking for use of the Cougar Dome.</li> <li>• Partnered with Big Brothers Big Sisters</li> <li>• Partnership with NSISP/CCISP.</li> <li>• Memorandum of Understanding with NSCC Truro.</li> </ul>

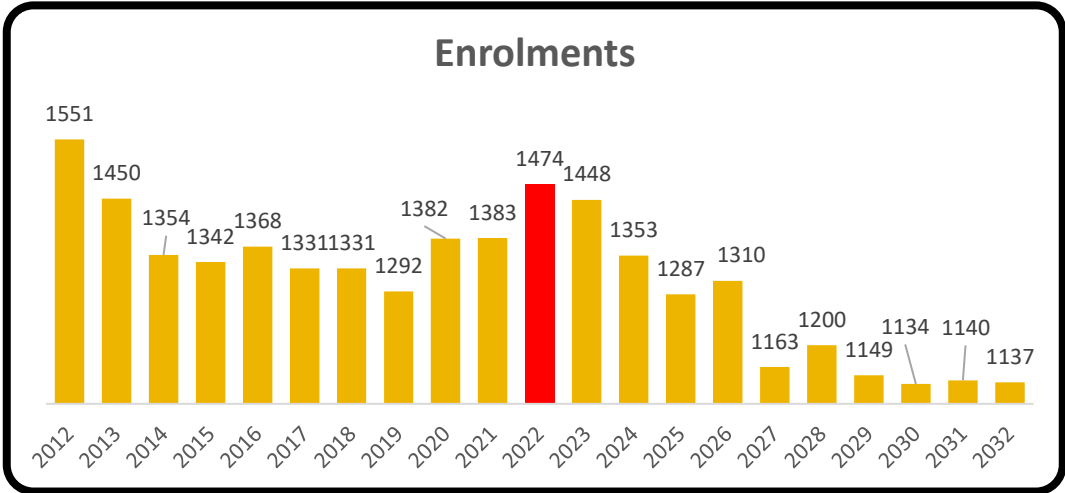
# School Feeder System – Cobequid Family of Schools





# Enrolments

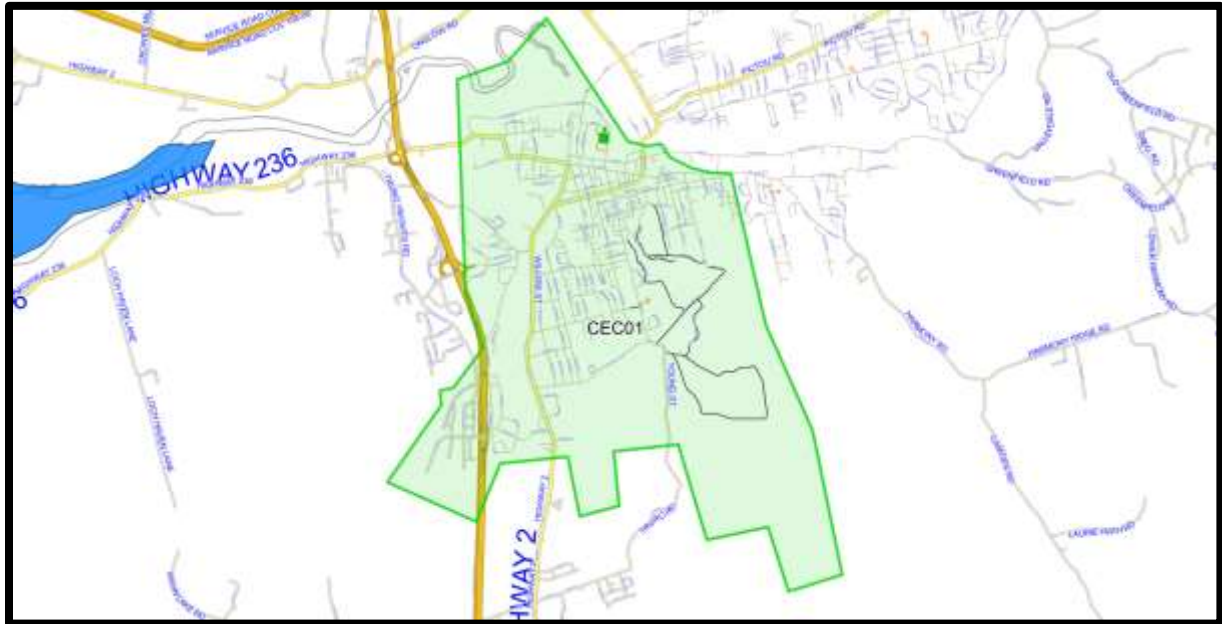
	Year	Enrolment	
Historic Enrolments (past 10 years)	2012	1551	
	2013	1450	
	2014	1354	
	2015	1342	
	2016	1368	
	2017	1331	
	2018	1331	
	2019	1292	
	2020	1382	
	2021	1383	
<b>Current Enrolment (as of September 30th)</b>		<b>2022</b>	<b>1474</b>
Projected Enrolments (next 10 years)	2023	1448	
	2024	1353	
	2025	1287	
	2026	1310	
	2027	1163	
	2028	1200	
	2029	1149	
	2030	1134	
	2031	1140	
	2032	1137	



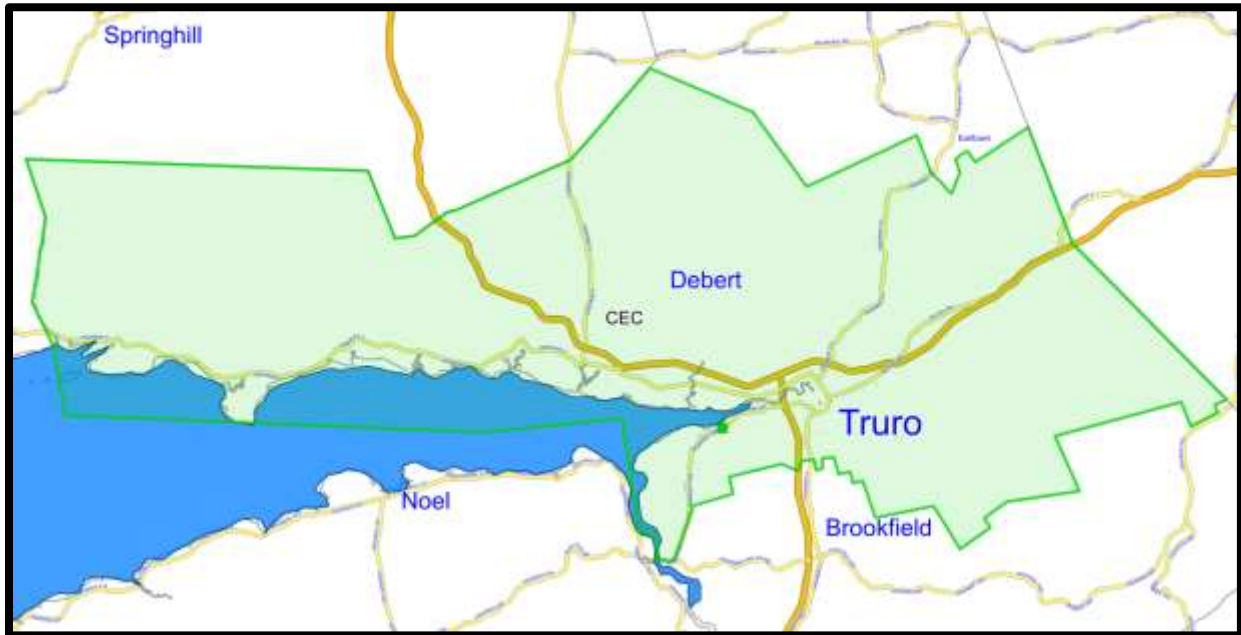
# Community/Municipal Context

## Geographic Area

Additional information regarding Community/Municipal context can be found through the various links within Appendix F.



Grade 9 - CEC



Grades 10-12

## **Closest Schools**

1. South Colchester Academy – 15.1 km/22 minutes
2. Hants East Rural High School – 46 km/32 minutes

## **Future Considerations**

The CCRCE Long Range outlook (LRO) provides an extensive amount of information on CCRCE, its schools including Cobequid Educational Centre, its feeder schools and the greater educational community. The contents provide a starting point for discussion, planning and consultation regarding *possible challenges* facing individual schools and a group of associated schools.

The CCRCE Long Range Outlook is used to support future processes including provision of various education programs, capital construction requests (new schools and renovations), school boundary reviews, and school reviews. It also provides a foundation for communication and engagement with school communities, School Advisory Councils, staff, municipalities and other stakeholders. This could indicate the challenge being faced that will need consideration by all parties in the future.

Communities should consider this document alongside information and data on other local services, environment, economy, built heritage, transportation/connectivity, communications, social/cultural and government aspects.

The CCRCE has developed a number of Initiating Factors in conjunction with the LRO information for consideration of a school review process(es). These Initiating Factors can be used as a mechanism by the board to assist in considering a school(s) review.

The Initiating Factors are grouped within the following five board categories:

- Demographics
- Educational Services Optimization
- Facility
- Financial
- Utilization

These factors can be seen in detail within Appendix H.

CCRCE will endeavor to continue to communicate with schools and their communities to develop a better understanding of the information in this section. This includes how it can be used to identify and support the needs of individual schools and groups of schools, such as the feeder system with this educational facility.

# Cumberland North Academy

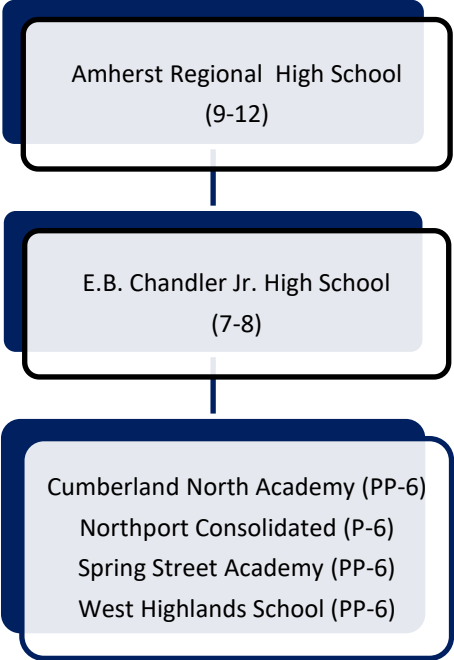
## Chignecto Family of Schools



Address	879 Highway 204 Brookdale Amherst, N.S. B4H 3Y1
Grade Configuration	PP-6
Age of Facility	17 (2005)
Square Footage	46,663
Number of Stories with Teaching Spaces	1
Number of Portable Teaching Spaces/Classrooms	0
Current School Capacity (permanent structures only)	350(14 classrooms)
School Utilization	95%
Specific (Specialized) Programming Offered at the School	<ul style="list-style-type: none"> <li>• Early Literacy Support</li> <li>• French Immersion (Grades 5 &amp; 6)</li> <li>• Guidance (part-time)</li> <li>• Learning Centre</li> <li>• Math Support</li> <li>• Pre-Primary</li> <li>• Reading Recovery</li> <li>• Restorative Approach</li> <li>• SchoolsPlus</li> </ul>
Provincially approved addition and alteration projects or other major capital upgrades, including dates completed (if applicable)	<ul style="list-style-type: none"> <li>• 2013 Plumbing – upgraded</li> <li>• 2014 HVAC – upgraded</li> <li>• 2016 Sewage Treatment Plant – replaced</li> <li>• 2017 Driveway potholes – filled</li> <li>• 2018 Fire alarm – upgraded</li> <li>• 2018 Humidifiers - operating</li> <li>• 2021 Boiler – section replaced</li> <li>• 2022 Fire alarm panel – replaced</li> <li>• 2022 Pre-Primary fence – installed</li> <li>• 2022 Outdoor Classroom - installed</li> </ul>
Current Overall Building Condition	Good

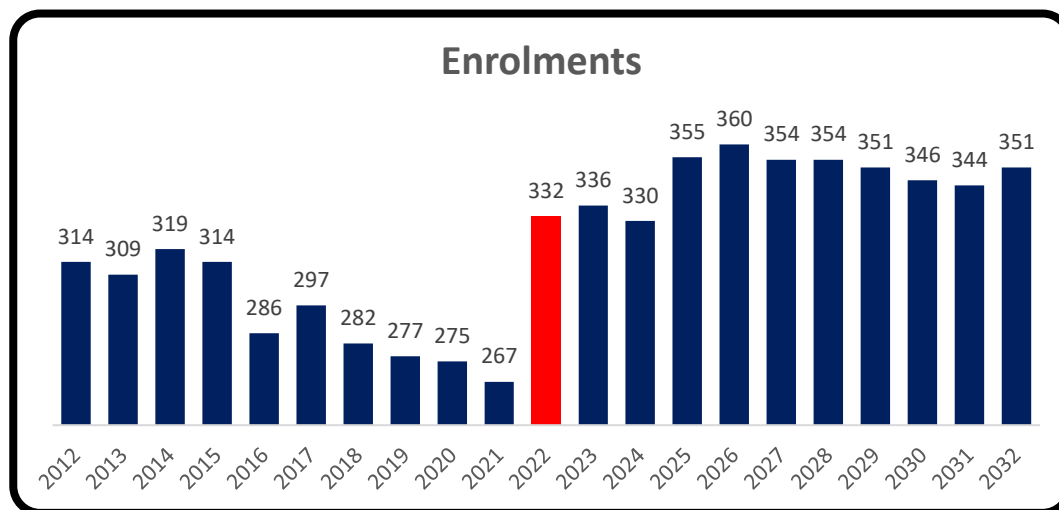
Future Considerations	<ul style="list-style-type: none"> <li>• Blue Light System</li> <li>• Boiler - upgrades</li> <li>• Paving – deteriorating</li> <li>• Re-purpose library to Pre-Primary classrooms</li> <li>• Roof – replace sections</li> <li>• Safe entrance</li> <li>• Ventilation - upgrades required</li> </ul>
Information about Review of the School Previously Conducted	N/A
Any Other Factors Relevant to the School	<ul style="list-style-type: none"> <li>• RCMP W.I.T.S. Anti-Bullying Program - occasionally</li> <li>• YMCA After School Program - Monday – Friday</li> </ul>

## School Feeder System – Chignecto Family of Schools



## Enrolments

	Year	Enrolment	
Historic Enrolments (past 10 years)	2012	314	
	2013	309	
	2014	319	
	2015	314	
	2016	286	
	2017	297	
	2018	282	
	2019	277	
	2020	275	
	2021	267	
<b>Current Enrolment (as of September 30th) – includes Pre-Primary</b>		<b>2022</b>	<b>332</b>
Projected Enrolments (next 10 years) – includes Pre-Primary	2023	336	
	2024	330	
	2025	355	
	2026	360	
	2027	354	
	2028	354	
	2029	351	
	2030	346	
	2031	344	
	2032	351	



## Community/Municipal Context

### Geographic Area

Additional information regarding Community/Municipal context can be found through the various links within Appendix F.



### Closest Schools

1. Junction Road Elementary School – 23.6 km/19 minutes
2. West Highlands School – 6.3 km/9 minutes

# Cyrus Eaton Elementary

## Chignecto Family of Schools

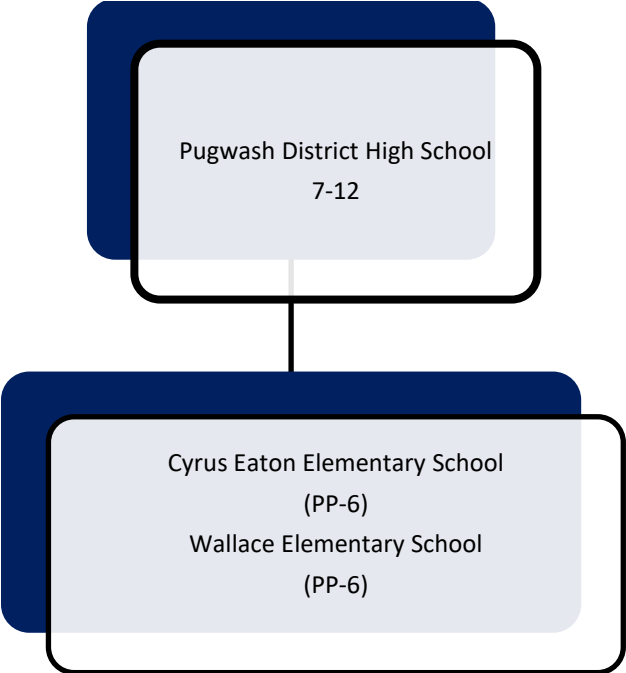


Address	171 Queen Street Pugwash, N.S. B0K 1L0
Grade Configuration	PP-6
Age of Facility	45 (1977)
Square Footage	18,648
Number of Stories with Teaching Spaces	1
Number of Portable Teaching Spaces/Classrooms	0
Current School Capacity (permanent structures only)	200 (8 classrooms)
School Utilization	72%
Specific (Specialized) Programming Offered at the School	<ul style="list-style-type: none"> <li>• Literacy Mentor</li> <li>• Mathematics Mentor</li> <li>• Pre-Primary</li> <li>• Reading Recovery</li> </ul>
Provincially approved addition and alteration projects or other major capital upgrades, including dates completed (if applicable)	<ul style="list-style-type: none"> <li>• 2010 Roof – section replaced</li> <li>• 2011 Grounds – paved</li> <li>• 2013 Lighting - upgraded</li> <li>• 2017 Fire alarm panel - updated</li> <li>• 2017 Washroom – replaced</li> <li>• 2017 Windows – section replaced</li> <li>• 2018 Interior fire doors</li> <li>• 2018 Exterior fire doors</li> <li>• 2018 Gym floor – replaced</li> <li>• 2018 Safe entrance</li> <li>• 2018 Washroom – Learning Centre – expansion</li> <li>• 2019 Ventilation – partial repair</li> <li>• 2020 Sidewalk &amp; stairs - replaced</li> <li>• 2022 EMCS building controls – updated</li> </ul>

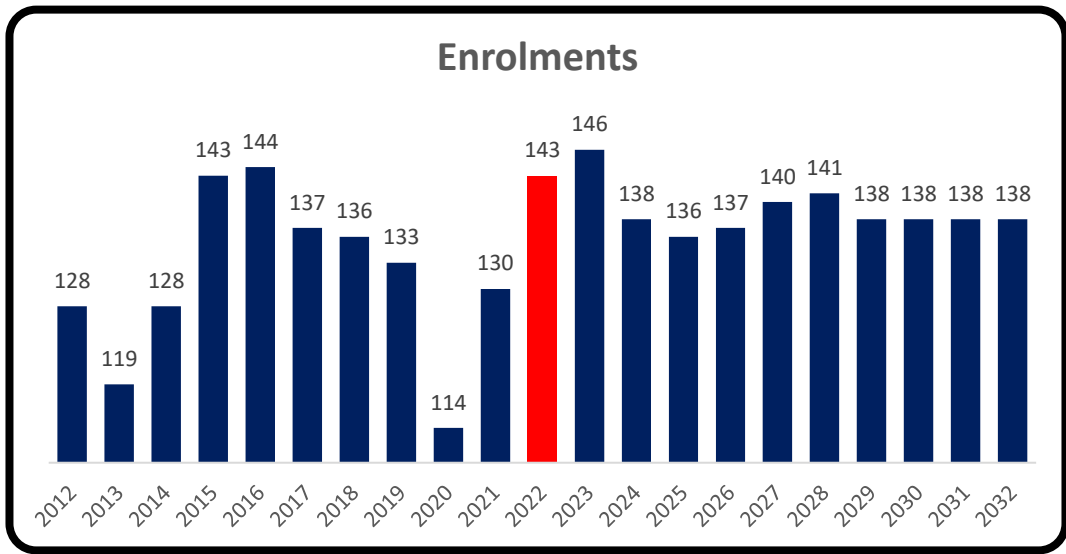


	<ul style="list-style-type: none"> <li>• 2022 Pre-Primary fence - installed</li> <li>• 2022 Outdoor Classroom - installed</li> </ul>
Current Overall Building Condition	Satisfactory
Future Considerations	<ul style="list-style-type: none"> <li>• Access ramps – replace</li> <li>• Electrical - upgrades</li> <li>• Municipal Water System Connection</li> <li>• PA System - upgrade</li> <li>• Sprinkler System - upgrade</li> <li>• Ventilation System – replace</li> </ul>
Information about Review of the School Previously Conducted	<ul style="list-style-type: none"> <li>• Impact Assessment - completed 2009</li> </ul>
Any Other Factors Relevant to the School	<ul style="list-style-type: none"> <li>• Close proximity to Medical Centre (1 km)</li> <li>• Greenhouse and vegetable gardens to support grade level outcomes.</li> </ul>

**School Feeder System – Chignecto Family of Schools**



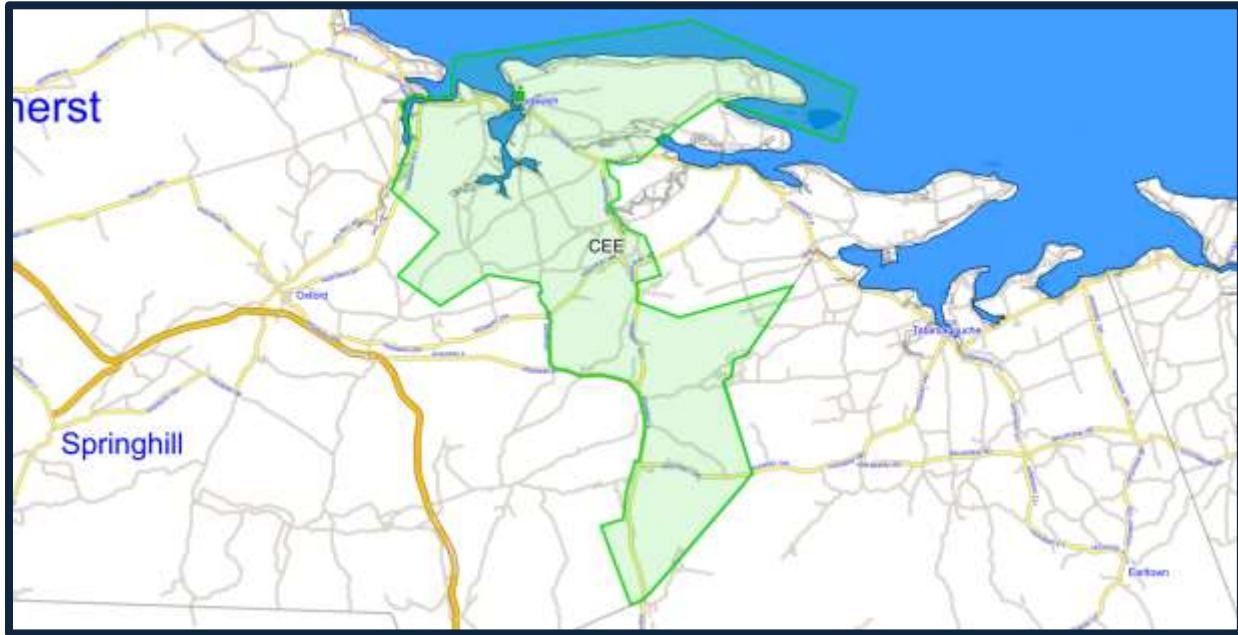
Enrolments			
Historic Enrolments (past 10 years)	2012	128	
	2013	119	
	2014	128	
	2015	143	
	2016	144	
	2017	137	
	2018	136	
	2019	133	
	2020	114	
	2021	130	
<b>Current Enrolment (as of September 30th) – includes Pre-Primary</b>		<b>2022</b>	<b>143</b>
Projected Enrolments (next 10 years) – includes Pre-Primary	2023	146	
	2024	138	
	2025	136	
	2026	137	
	2027	140	
	2028	141	
	2029	138	
	2030	138	
	2031	138	
	2032	138	



## Community/Municipal Context

### Geographic Area

Additional information regarding Community/Municipal context can be found through the various links within Appendix F.




### Closest Schools

1. Oxford Regional Education Centre – 25.8 km/ 22 minutes
2. Wallace Consolidated – 16.8 km/15 minutes

# Debert Elementary School

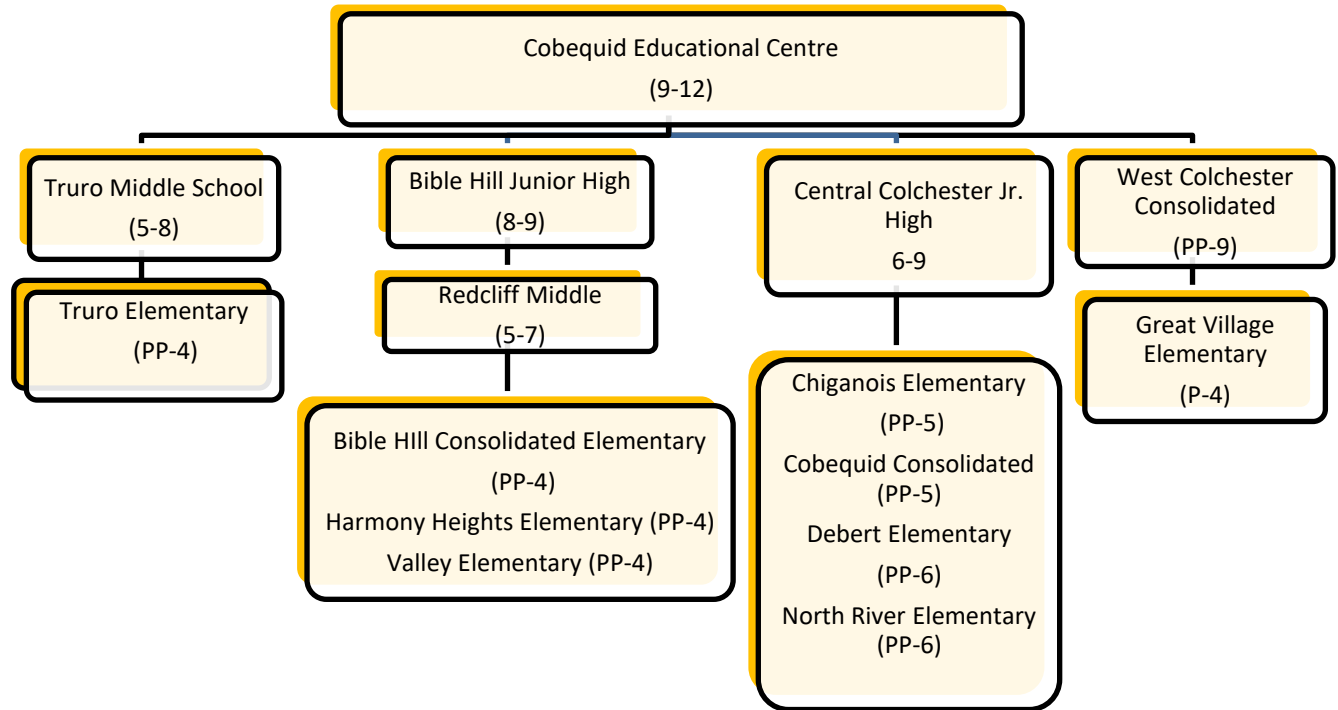
## Cobequid Family of Schools



Address	1320 Masstown Road Debert, N.S. B0M 1G0
Grade Configuration	PP-6
Age of Facility	72 (1950)
Square Footage	26,244
Additions	1986
Number of Stories with Teaching Spaces	2
Number of Portable Teaching Spaces/Classrooms	0
Current School Capacity (permanent structures only)	225 (9 classrooms)
School Utilization	54%
Specific (Specialized) Programming Offered at the School	<ul style="list-style-type: none"> <li>• Art</li> <li>• Child &amp; Youth Care Practitioner (CYCP)</li> <li>• Early Literacy Support</li> <li>• French Specialist</li> <li>• Guidance</li> <li>• Literacy Mentor</li> <li>• Mathematics Mentor</li> <li>• Pre-Primary</li> <li>• Psychologist</li> <li>• Reading Recovery</li> <li>• SchoolsPlus</li> <li>• Social and Emotional Program</li> <li>• Speech Language Pathologist</li> </ul>
Provincially approved addition and alteration projects or other major capital upgrades, including dates completed (if applicable)	<ul style="list-style-type: none"> <li>• 2012 Playground – relocated</li> <li>• 2014 Windows – section replaced</li> <li>• 2015 Fire panel – replaced</li> <li>• 2015 Fire rated ceilings</li> <li>• 2015 Floors – replaced</li> <li>• 2015 Front doors</li> <li>• 2015 Gym floor</li> </ul>

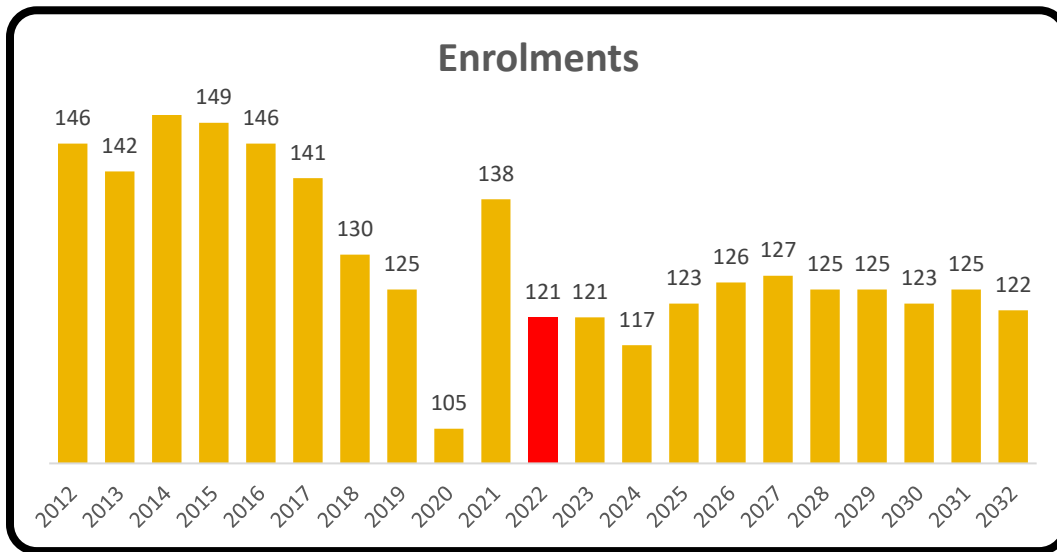
	<ul style="list-style-type: none"> <li>• 2015 Rear step – replaced</li> <li>• 2015 Washrooms – upgraded</li> <li>• 2017 Roof – section replaced</li> <li>• 2018 Painting - exterior</li> <li>• 2019 Boiler – replaced</li> <li>• 2021 Boiler – replaced</li> <li>• 2021 Dry sprinkler – replaced main line</li> <li>• 2021 Playground – upgraded</li> <li>• 2022 Outdoor Classroom</li> <li>• 2023 Playground equipment - installed</li> </ul>
Current Overall Building Condition	Satisfactory
Future Considerations	<ul style="list-style-type: none"> <li>• Balance of windows - replace</li> <li>• Blue Light System</li> <li>• PA System</li> </ul>
Information about Review of the School Previously Conducted	N/A
Any Other Factors Relevant to the School	<ul style="list-style-type: none"> <li>• Breakfast Program</li> <li>• Cobequid Family of Schools has priority booking for use of the Cougar Dome. Cobequid Schools Catering Society</li> <li>• Dragon Team (School Leadership Team)</li> <li>• Liaison with RCMP</li> <li>• Lunch time and after school clubs</li> <li>• Partnered with Big Brothers Big Sisters</li> <li>• Proximity to West Colchester United Arena</li> <li>• Run Club - four weeks in spring</li> </ul>

## School Feeder System – Cobequid Family of Schools



## Enrolments

	Year	Enrolment
Historic Enrolments (past 10 years)	2012	146
	2013	142
	2014	153
	2015	149
	2016	146
	2017	141
	2018	130
	2019	125
	2020	105
	2021	138
<b>Current Enrolment (as of September 30th) – includes Pre-Primary</b>	<b>2022</b>	<b>121</b>
Projected Enrolments (next 10 years) – includes Pre-Primary	2023	121
	2024	117
	2025	123
	2026	128
	2027	127
	2028	125
	2029	125
	2030	123
	2031	125
	2032	122



## Community/Municipal Context

### Geographic Area

Additional information regarding Community/Municipal context can be found through the various links within Appendix F.



### Closest Schools

1. Truro Elementary – 21.8 km/19 minutes
2. North River Elementary School – 22 km/21 minutes

# Dr. W.A. MacLeod Consolidated School

## Celtic Family of Schools

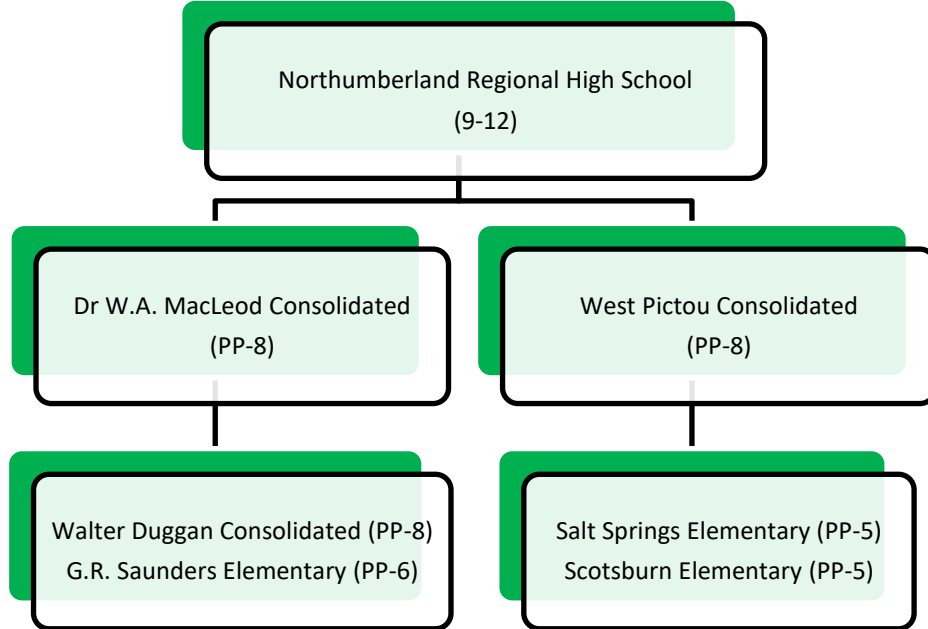


Address	6193 Trafalgar Road, Riverton, Stellarton, N.S. B0K 1S0
Grade Configuration	PP-8
Age of Facility	49 (1973)
Square Footage	62,825
Additions	2015
Number of Stories with Teaching Spaces	2
Number of Portable Teaching Spaces/Classrooms	0
Current School Capacity (permanent structures only)	670 (24 classrooms)
School Utilization	76%
Specific (Specialized) Programming Offered at the School	<ul style="list-style-type: none"> <li>• Adolescent Outreach</li> <li>• CCRCE Nurse</li> <li>• Family Studies</li> <li>• Gotcha Program</li> <li>• Instrumental Band</li> <li>• Integrated French Program – Gr. 7 &amp; 8</li> <li>• Intensive Math Support</li> <li>• Learning Disabilities Support (50%)</li> <li>• Learning Centre</li> <li>• Mentor Groups – Big Brother/Big Sister</li> <li>• Participation in Community Events (e.g. MORE, Let's Talk, Go Clean/Get Green)</li> <li>• Pre-Primary</li> <li>• RCH Advisor</li> <li>• RCMP Liaison</li> <li>• Restorative School</li> <li>• SchoolsPlus</li> <li>• Service Learning – mostly through Valley View Villa</li> <li>• Social/Emotional Support</li> <li>• Tech Ed</li> </ul>



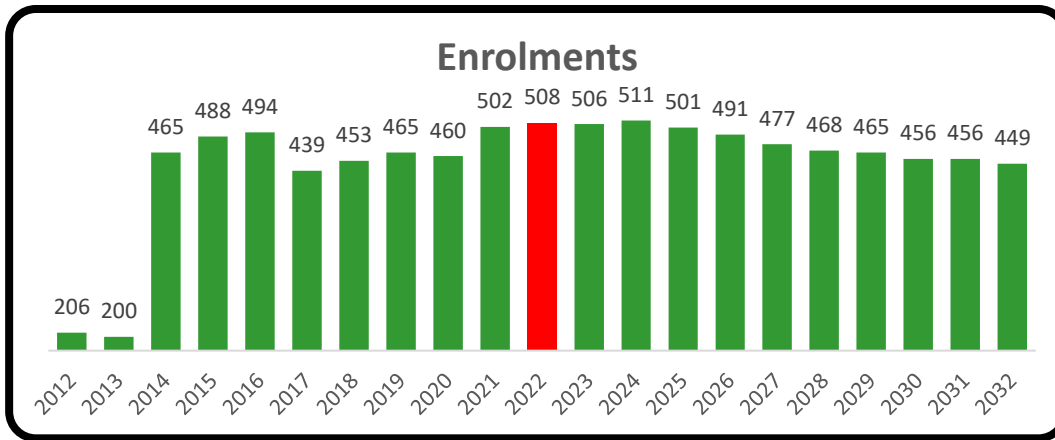
	<ul style="list-style-type: none"> <li>• Transmission Peer Mentors (helping students going into grade 9)</li> <li>• Visual Arts</li> </ul>
Provincially approved addition and alteration projects or other major capital upgrades, including dates completed (if applicable)	<ul style="list-style-type: none"> <li>• 2013 Alteration and Addition Project – The renovation included the addition of a new tech ed shop, family studies area and a new seminar room. This addition added 4,883 sq.ft. to the school. The total square feet including the addition is now 62,825. A new roof section, new windows, doors, washroom upgrades, new gym floor and divider wall were all part of the project. The administration office was moved to the first floor as well as furnace and AHU upgrades.</li> <li>• 2021 Air Handling Unit - drive replaced</li> <li>• 2021 Air Handling Unit - bearings repaired with balancing report</li> <li>• 2021 Fenced area for Pre-Primary</li> <li>• 2021 Gaga Pit – installed</li> <li>• 2022 Gaga Pit - installed</li> <li>• 2022 Outdoor Classroom</li> </ul>
Current Overall Building Condition	Good
Future Considerations	<ul style="list-style-type: none"> <li>• Drainage issues in upper soccer field – gravel washes out on the sides of the stairs.</li> <li>• Flooring hallways and cafeteria need replacing</li> </ul>
Information about Review of the School Previously Conducted	N/A
Any Other Factors Relevant to the School	N/A

## School Feeder System – Celtic Family of Schools



### Enrolments

	Year	Enrolment
Historic Enrolments (past 10 years)  <b>(In 2014 Highland Middle School closed and the students were combined with Dr. W.A. MacLeod Consolidated School).</b>	2012	206
	2013	208
	2014	458
	2015	482
	2016	503
	2017	439
	2018	454
	2019	455
	2020	446
	2021	502
<b>Current Enrolment (as of September 30<sup>th</sup>) – includes Pre-Primary</b>	<b>2022</b>	<b>508</b>
Projected Enrolments - 10 years (includes Pre-Primary)	2023	506
	2024	511
	2025	501
	2026	491
	2027	477
	2028	468
	2029	465
	2030	456
	2031	456
	2032	449



## Community/Municipal Context

### Geographic Area

Additional Information regarding Community/Municipal context can be found through the various links within Appendix F.



### Closest Schools

1. New Glasgow Academy – 6.3 km/12 minutes
2. Thorburn Consolidated – 11.9 km/12 minutes

# E.B. Chandler Junior High School


## Chignecto Family of Schools



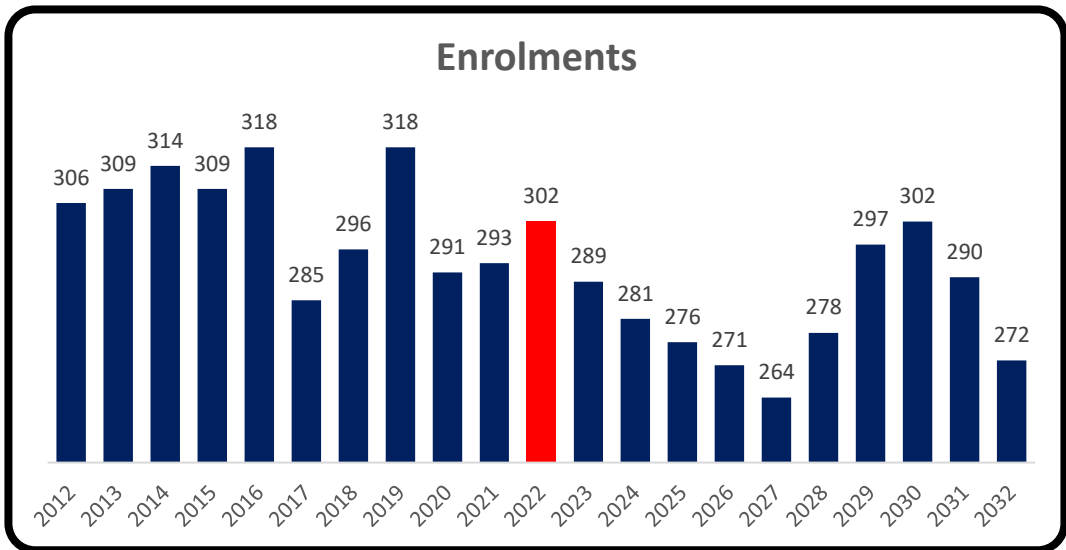
Address	28 Dickey Street Amherst, N.S. B4H 4B9
Grade Configuration	7-8
Age of Facility	33 (1989)
Square Footage	49,715
Number of Stories with Teaching Spaces	2
Number of Portable Teaching Spaces/Classrooms	0
Current School Capacity (permanent structures only)	450 (15 classrooms)
School Utilization	67%
Specific (Specialized) Programming Offered at the School	<ul style="list-style-type: none"> <li>• Adolescent Outreach Worker</li> <li>• Art Program</li> <li>• Attendance Support Worker</li> <li>• Band Program</li> <li>• Character Building Themes</li> <li>• Extra-Curricular Opportunities</li> <li>• French Immersion</li> <li>• Integrated French</li> <li>• Intensive Math Support (Grade 8)</li> <li>• Learning Disabilities Support</li> <li>• Learning Support</li> <li>• Librarian</li> <li>• Literacy Mentor Support (English &amp; French)</li> <li>• Relational Approach</li> <li>• SchoolsPlus (Connect Teacher &amp; Community Outreach Worker)</li> <li>• School Advisory Council (SAC)</li> <li>• School Counsellor</li> <li>• Social and Emotional Program</li> <li>• Technology Education Program</li> </ul>

<ul style="list-style-type: none"> <li>Provincially approved addition and alteration projects or other major capital upgrades, including dates completed (if applicable)</li> </ul>	<ul style="list-style-type: none"> <li>2012 Windows – replaced sections</li> <li>2014 Controls - upgraded</li> <li>2014 Secure entrance</li> <li>2014 Windows – replaced sections</li> <li>2016 Fire alarm – upgraded</li> <li>2019 Gym entrance – replaced</li> <li>2020 Interior fire doors - replaced</li> <li>2022 Gym floor – replaced</li> </ul>
<p>Current Overall Building Condition</p> <p>Future Considerations</p>	<p>Satisfactory</p> <ul style="list-style-type: none"> <li>Baseboards – replace throughout school</li> <li>Driveway and bus loop – repair</li> <li>Interior painting</li> <li>Lockers - replace</li> <li>PA System - upgrade</li> <li>Parking lot and driveway - paving</li> <li>Roof – replace section</li> <li>Surveillance cameras</li> <li>Washroom – upgrade</li> </ul>
<p>Information about Review of the School Previously Conducted</p>	<p>N/A</p>
<p>Any Other Factors Relevant to the School</p>	<ul style="list-style-type: none"> <li>Band/Choir Parent Association (occasionally)</li> </ul>

## School Feeder System – Chignecto Family of Schools



Enrolments			
	Year	Enrolment	
Historic Enrolments (past 10 years)	2012	306	
	2013	309	
	2014	314	
	2015	309	
	2016	318	
	2017	285	
	2018	296	
	2019	318	
	2020	291	
	2021	293	
<b>Current Enrolment (as of September 30th)</b>		<b>2022</b>	<b>302</b>
Projected Enrolments (next 10 years)	2023	289	
	2024	281	
	2025	276	
	2026	271	
	2027	264	
	2028	278	
	2029	297	
	2030	302	
	2031	290	
	2032	272	



## Community/Municipal Context

### Geographic Area

Additional information regarding Community/Municipal context can be found through the various links within Appendix F.



### Closest Schools

1. Springhill Jr/Sr High School – 26.9 km/29 minutes
2. River Hebert District School – 28.1 km/28 minutes

# Elmsdale District Elementary School

## Nova Family of Schools

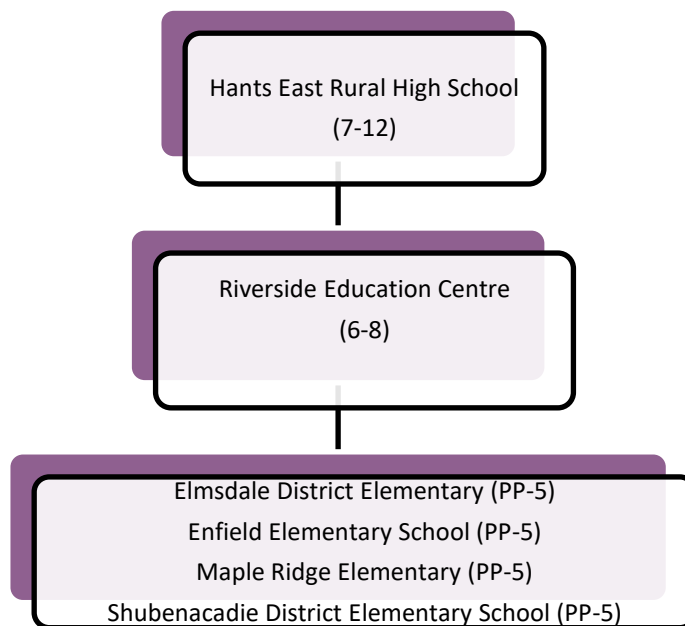


Address	75 MacMillan Drive Elmsdale, N.S. B2S 1A5
Grade Configuration	PP-5
Age of Facility	20 (2002)
Square Footage	52,256
Addition	2020
Number of Stories with Teaching Spaces	1
Number of Portable Teaching Spaces/Classrooms	0
Current School Capacity (permanent structures only)	450 (18 classrooms)
School Utilization	99%
Specific (Specialized) Programming Offered at the School	<ul style="list-style-type: none"> <li>• Attendance Support Worker</li> <li>• English as a Second Language Support (EAL)</li> <li>• Guidance Counsellor – 100%</li> <li>• Intensive Math Support (English &amp; French) Grades 2 &amp; 3 – 60%</li> <li>• Learning Centre</li> <li>• Literacy Mentor (English &amp; French)</li> <li>• Math Coach (English &amp; French)</li> <li>• Pre-Primary</li> <li>• Reading Recovery and Early Literacy Support (ELS)</li> <li>• Restorative Practices</li> <li>• School Counsellor</li> <li>• SchoolsPlus</li> <li>• Social and Emotional Program               <ul style="list-style-type: none"> <li>➤ We Thinkers – Grades Primary &amp; 1</li> </ul> </li> </ul>

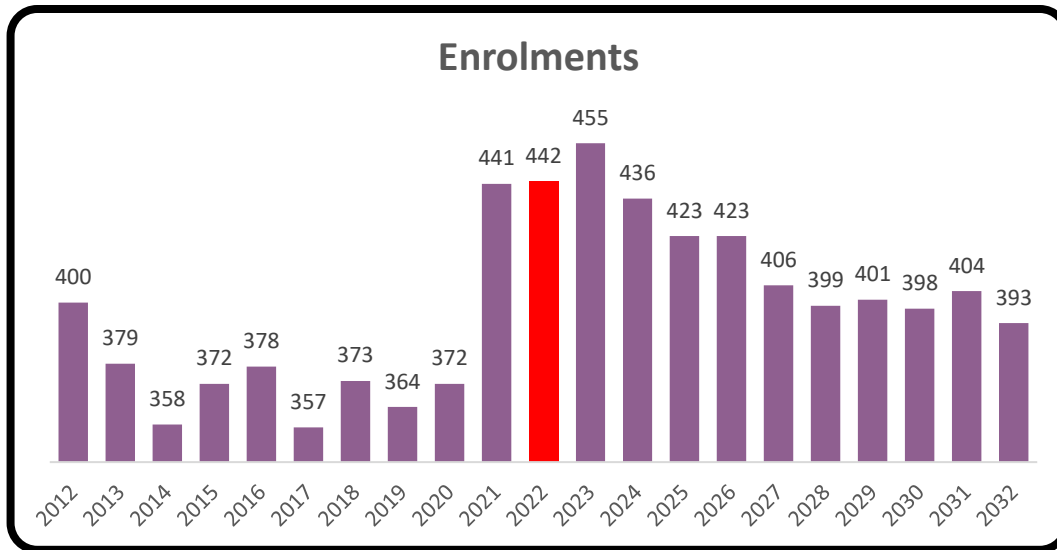


	<ul style="list-style-type: none"> <li>➤ Second Step – Grades 2 &amp; 3</li> <li>➤ MindUp – Grades 4 &amp; 5</li> </ul>
Provincially approved addition and alteration projects or other major capital upgrades, including dates completed (if applicable)	<ul style="list-style-type: none"> <li>• 2014 Boiler flue– replaced</li> <li>• 2016 Boiler – replaced</li> <li>• 2018 Exterior (front) – painted</li> <li>• 2019 Classrooms – added two</li> <li>• 2019 Parking lot – front, ditched</li> <li>• 2019 Storm rain - repaired</li> <li>• 2021 Blue Light System</li> <li>• 2021 Fire panel – replaced</li> <li>• 2021 Building - re-caulked front</li> <li>• 2021 Pre-Primary fence - installed</li> <li>• 2022 Caulking - exterior</li> <li>• 2022 Outdoor Classroom – installed</li> </ul>
Current Overall Building Condition	Satisfactory
Future Considerations	<ul style="list-style-type: none"> <li>• Fuel line – replacement for boilers</li> <li>• Interior painting</li> <li>• Parking lot - expansion</li> <li>• Roof – replace sections</li> <li>• Security/controlled entrance</li> </ul>
Information about Reviews of the School previously conducted	N/A
Any Other Factors Relevant to the School	<ul style="list-style-type: none"> <li>• PLAY for Kids Program – every day after school</li> <li>• East Hants Havoc Basketball</li> </ul>

## School Feeder System – Nova Family of Schools



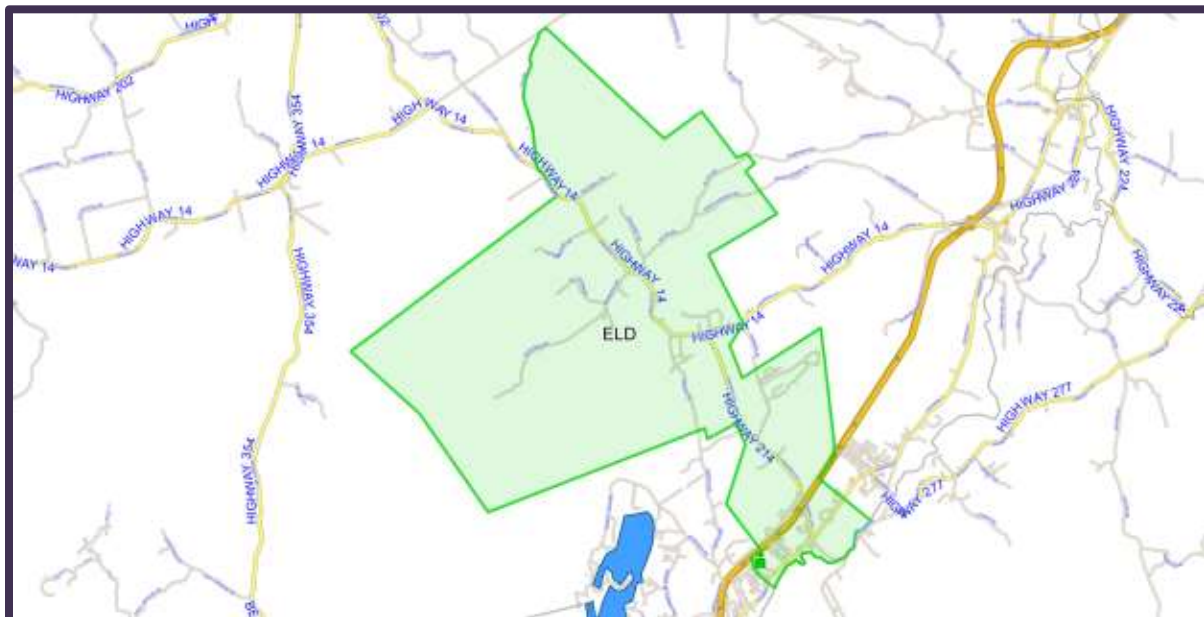
Enrolments			
	Year	Enrolment	
Historic Enrolments (past 10 years)	2012	400	
	2013	383	
	2014	357	
	2015	370	
	2016	378	
	2017	357	
	2018	375	
	2019	409	
	2020	385	
	2021	441	
<b>Current Enrolment (as of September 30th) – includes Pre-Primary</b>		<b>2022</b>	<b>442</b>
Projected Enrolments (next 10 years) – includes Pre-Primary	2023	455	
	2024	436	
	2025	423	
	2026	423	
	2027	406	
	2028	399	
	2029	401	
	2030	398	
	2031	404	
	2032	393	



## Community/Municipal Context

### Geographic Area

Additional information regarding Community/Municipal context can be found through the various links within Appendix F.



### Closest Schools

1. Enfield District Elementary – 1.7 km/4 minutes
2. Maple Ridge Elementary – 4.2 km/7 minutes

# Enfield Elementary School

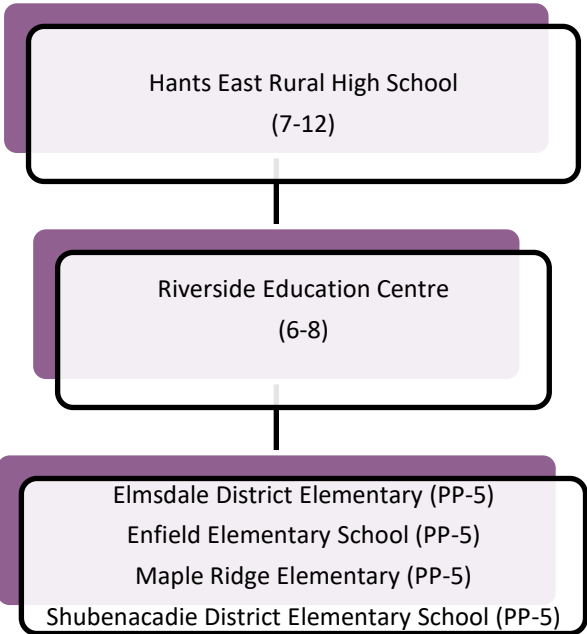
## *Nova Family of Schools*



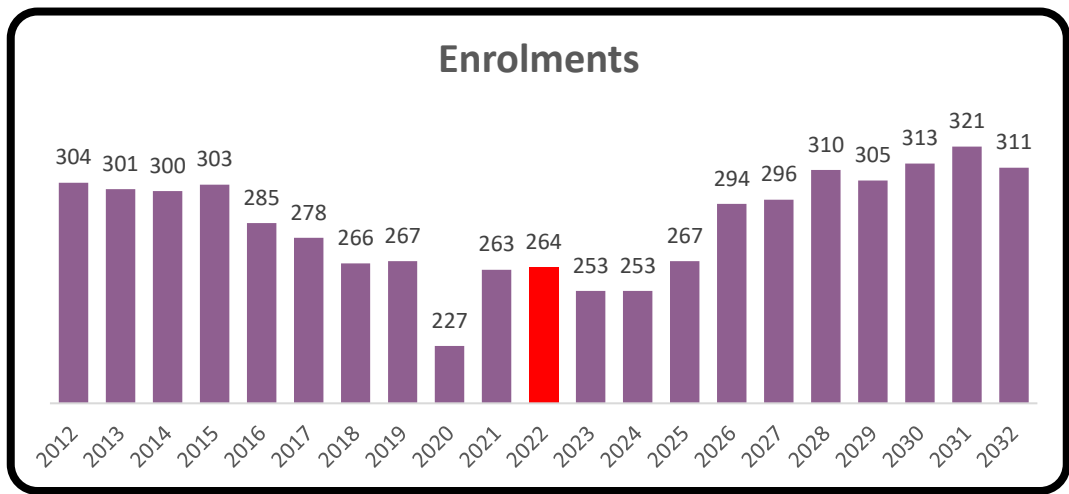
Address	29 Catherine Street Enfield, N.S. B2T 1L4
Grade Configuration	PP-5
Age of Facility	22 (2000)
Square Footage	46,288
Number of Stories with Teaching Spaces	1
Number of Portable Teaching Spaces/Classrooms	0
Current School Capacity (permanent structures only)	399 (16 classrooms)
School Utilization	66%
Specific (Specialized) Programming Offered at the School	<ul style="list-style-type: none"> <li>• ASK: Active Smarter Kids to promote physically active lessons. Outdoor Learning Structure to support ASK lessons.</li> <li>• EAL Teacher (English as an Additional Language)</li> <li>• Integrated Literacy</li> <li>• Intramurals for Grades 3-5 weekly</li> <li>• Makerspace/Learning Lab</li> <li>• Parent Teacher Association (PTA)</li> <li>• Pre-Primary</li> <li>• Reading Recovery</li> <li>• Restorative Approach</li> <li>• SchoolsPlus</li> <li>• School Advisory Group (SAC)</li> <li>• School Counsellor</li> <li>• Social &amp; Emotional Program</li> <li>• Student Advisory Group (STAC)</li> </ul>
Provincially approved addition and alteration projects or other major capital upgrades, including dates completed (if applicable)	<ul style="list-style-type: none"> <li>• 2020 CCRCE became the owner of the P3 School.</li> <li>• 2021 Parking lot - upgraded</li> </ul>

	<ul style="list-style-type: none"> <li>• 2021 Propane tanks – exterior replaced</li> <li>• 2022 Outdoor Classroom - installed</li> <li>• 2022 Flu - replaced</li> <li>• 2023 Fire panel – replaced</li> </ul>
Current Overall Building Condition	N/A
Future Considerations	<ul style="list-style-type: none"> <li>• Blue Light System</li> <li>• Boiler – replace</li> <li>• Curb repairs</li> <li>• Roof – replace sections</li> <li>• Security/controlled entrance</li> </ul>
Information about Review of the School Previously Conducted	N/A
Any Other Factors Relevant to the School	<ul style="list-style-type: none"> <li>• Community Group Use - Rentals</li> </ul>

**School Feeder System – Nova Family of Schools**



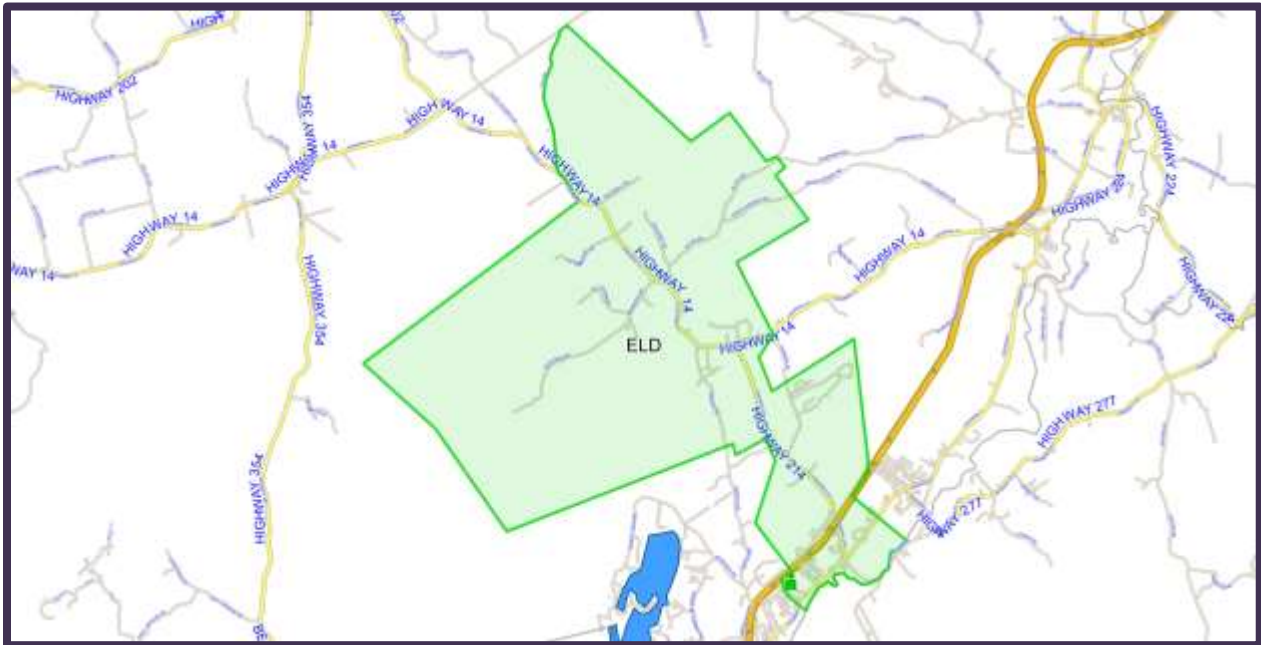
Enrolments			
	Year	Enrolment	
Historic Enrolments (past 10 years)	2012	304	
	2013	301	
	2014	300	
	2015	303	
	2016	285	
	2017	278	
	2018	266	
	2019	267	
	2020	227	
	2021	263	
<b>Current Enrolment (as of September 30<sup>th</sup>) – includes Pre-Primary</b>		<b>2022</b>	<b>264</b>
Projected Enrolments (next 10 years) – includes Pre-Primary	2023	253	
	2024	253	
	2025	267	
	2026	294	
	2027	296	
	2028	310	
	2029	305	
	2030	313	
	2031	321	
	2032	311	



## Community/Municipal Context

### Geographic Area

Additional information regarding Community/Municipal context can be found through the various links within Appendix F.



### Closest Schools

1. Enfield District Elementary – 1.7 km/4 minutes
2. Maple Ridge Elementary – 5.1 km/7 minutes

# Frank H. MacDonald Academy

## Celtic Family of Schools

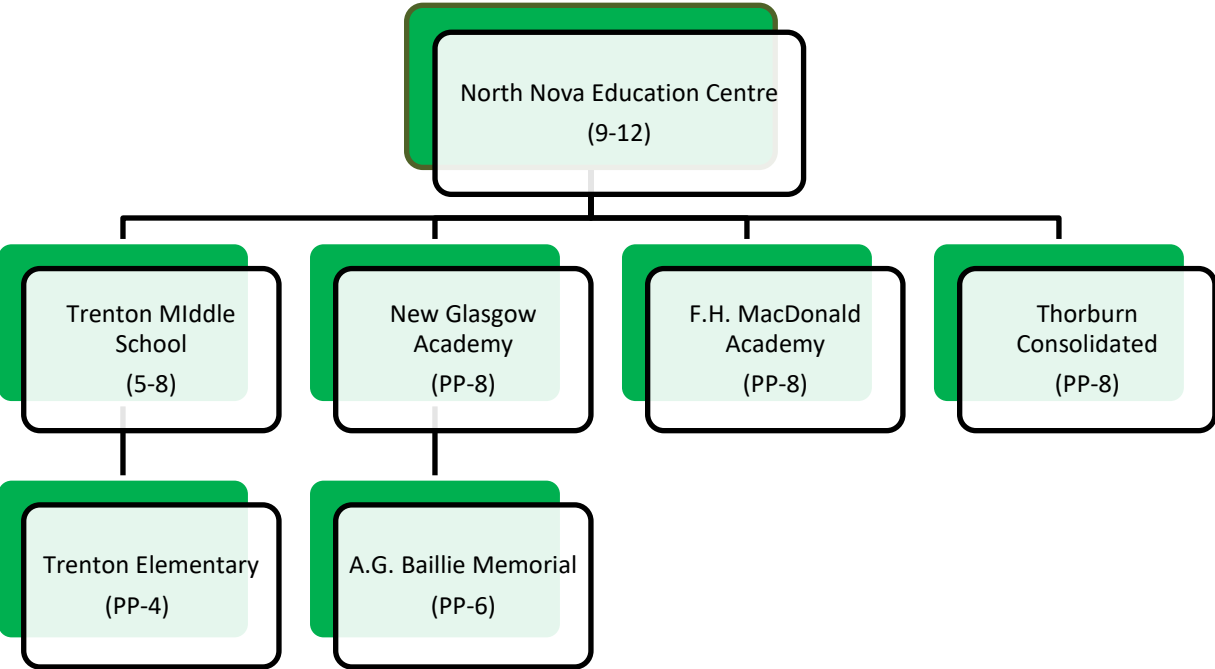


Address	123 School Road Sutherland's River, N.S. B0K 1W0
Grade Configuration	PP-8
Age of Facility	47 (1975)
Square Footage	64,158
Additions	2017
Number of Stories with Teaching Spaces	2
Number of Portable Teaching Spaces/Classrooms	0
Current School Capacity (permanent structures only)	425 (17 classrooms)
School Utilization	76%
Specific (Specialized) Programming Offered at the School	<ul style="list-style-type: none"> <li>• Behavior Support Model</li> <li>• Early Literacy Support</li> <li>• French Immersion (Grade 6)</li> <li>• Learning Disabled Program</li> <li>• Literacy Mentor</li> <li>• Mathematics Mentor</li> <li>• Pre-Primary</li> <li>• Reading Recovery</li> <li>• Restorative/Relational Approach</li> <li>• Social and Emotional Program <ul style="list-style-type: none"> <li>➤ Second Step</li> </ul> </li> <li>• Student Support Worker</li> </ul>
Provincially approved addition and alteration projects or other major capital upgrades, including dates completed (if applicable)	<ul style="list-style-type: none"> <li>• 2013 Fire safety – upgraded</li> <li>• 2013 Sewer lines - replaced</li> <li>• 2014 Heating system – upgraded</li> <li>• 2015 Heating system - upgraded</li> <li>• 2017 Addition &amp; Alteration Project. The renovation was completed in 2019. The school is now a P-8 with students from F.H. MacDonald and East Pictou Middle Schools.</li> </ul>



	<ul style="list-style-type: none"> <li>• 2021 Concrete sidewalks – repaired (Project Warranty Related)</li> <li>• 2021 Play structure - installed</li> <li>• 2022 Outdoor Classroom - installed</li> </ul>
Current Overall Building Condition	Good
Future Considerations	<ul style="list-style-type: none"> <li>• Gym door - replace</li> <li>• Security door in cafeteria needs replacing (roll up door)</li> </ul>
Information about Review of the School Previously Conducted	N/A
Any Other Factors Relevant to the School	N/A

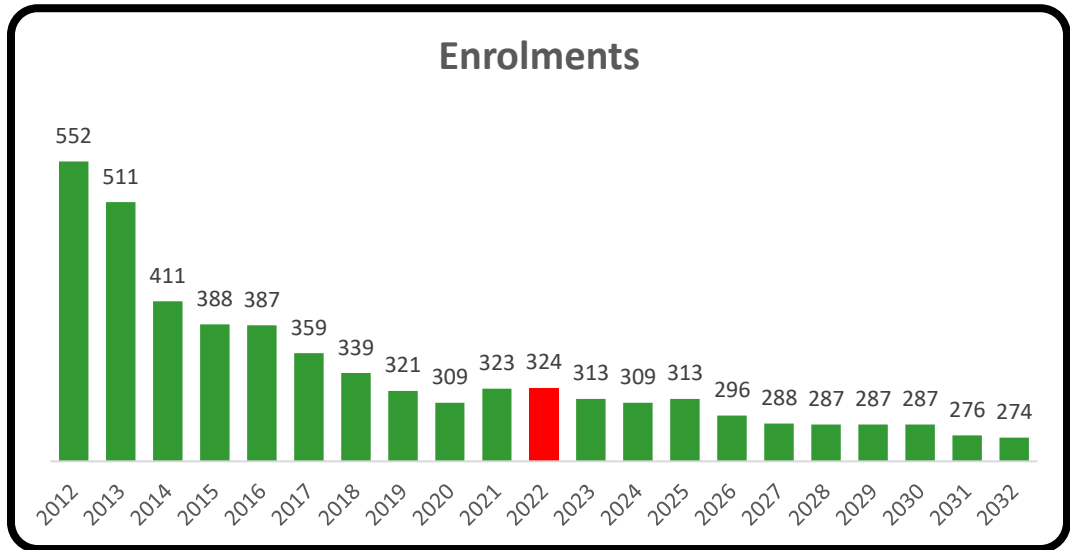
## School Feeder System – Celtic Family of Schools



# Enrolments

	Year	Enrolment	
Historic Enrolments (past 10 years)	2012	552	
	2013	511	
	2014	411	
	2015	388	
	2016	387	
	2017	359	
	2018	339	
	2019	321	
	2020	309	
	2021	323	
<b>Current Enrolment (as of September 30<sup>th</sup> – includes Pre-Primary)</b>		<b>2022</b>	<b>324</b>
Projected Enrolments (next 10 years – includes Pre-Primary)	2023	313	
	2024	309	
	2025	313	
	2026	296	
	2027	288	
	2028	287	
	2029	287	
	2030	287	
	2031	276	
	2032	274	

(Please note East Pictou Middle School closed in 2019 when F.H. MacDonald Academy was renovated and became a P-8. The enrolments are combined from both schools. Enrolments decreased in 2014 when grade 9 students were moved to North Nova Education Centre).



## Community/Municipal Context

### Geographic Area

Additional Information regarding Community/Municipal context can be found through the various links within Appendix F.



### Closest Schools

1. New Glasgow Academy – 12 km/11 minutes
2. Thorburn Consolidated – 9 km/10 minutes

# G.R. Saunders Elementary School

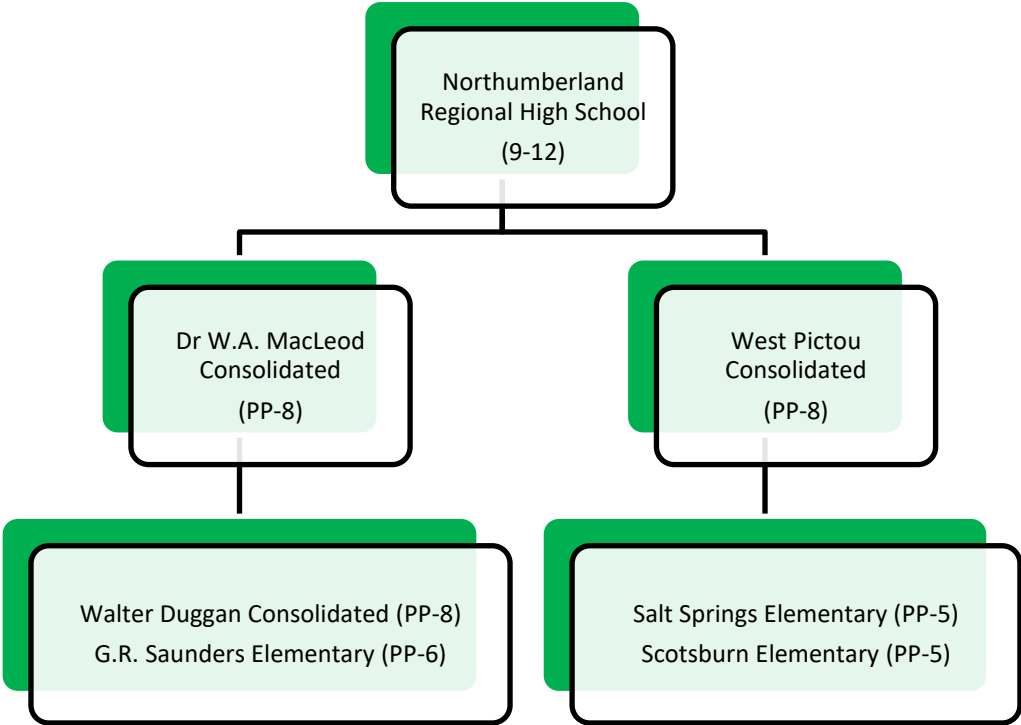
## Celtic Family of Schools



Address	71 Bridge Avenue Stellarton, N.S. B0K 1S0
Grade Configuration	PP-6
Age of Facility	57 (1965)
Square Footage	46,338
Additions	2007
Number of Stories with Teaching Spaces	2
Number of Portable Teaching Spaces/Classrooms	0
Current School Capacity (permanent structures only)	475 (19 classrooms)
School Utilization	68%
Specific (Specialized) Programming Offered at the School	<ul style="list-style-type: none"> <li>• Early Literacy Support (ELS)</li> <li>• Guidance</li> <li>• Learning Centre</li> <li>• Pre-Primary</li> <li>• Reading Recovery</li> <li>• SchoolsPlus</li> </ul>
Provincially approved addition and alteration projects or other major capital upgrades, including dates completed (if applicable)	<ul style="list-style-type: none"> <li>• 2012 Windows – sections replaced</li> <li>• 2014 Blue Light System - installed</li> <li>• 2014 Windows – sections replaced</li> <li>• 2017 Playground - relocated</li> <li>• 2018 Phone system – installed</li> <li>• 2019 Roof – replaced over primary end</li> <li>• 2020 Pre-Primary fence - installed</li> <li>• 2021 Basketball standards – refinished and painted</li> <li>• 2021 Main entry - (outside) repainted</li> <li>• 2021 Slide with base - installed</li> <li>• 2022 Outdoor Classroom - installed</li> </ul>
Current overall Building Condition	Good
Future Considerations	<ul style="list-style-type: none"> <li>• Exterior painting</li> <li>• Main entrance doors – exterior ,need replacing</li> </ul>

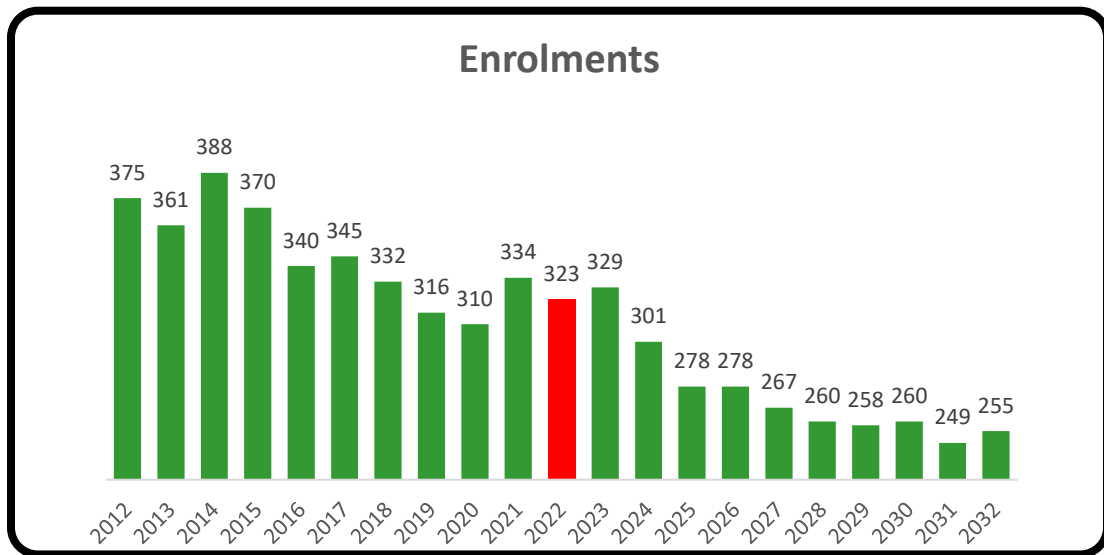
	<ul style="list-style-type: none"> <li>• Fence around sports field – in need of repair</li> <li>• Roof – replace sections</li> </ul>
Information about Review of the School Previously Conducted	N/A
Any Other Factors Relevant to the School	<ul style="list-style-type: none"> <li>• Big Brothers, Big Sisters</li> <li>• D.A.R.E. Program</li> <li>• Enhanced Playground area – basketball courts, outdoor classroom and rock play spaces</li> <li>• Pictou County Autism Society</li> <li>• Pictou County Lightning Basketball</li> <li>• Pictou County Special Olympics</li> <li>• Pictou County Volleyball Club</li> <li>• Stellarton Summer Recreation</li> </ul>

**School Feeder System – Celtic Family of Schools**



## Enrolments

	Year	Enrolment	
Historic Enrolments (past 10 years)	2012	375	
	2013	361	
	2014	388	
	2015	370	
	2016	340	
	2017	345	
	2018	332	
	2019	316	
	2020	310	
	2021	334	
<b>Current Enrolment (as of September 30<sup>th</sup> – includes Pre-Primary)</b>		<b>2022</b>	<b>323</b>
Projected Enrolments (next 10 years) – includes Pre-Primary	2023	329	
	2024	301	
	2025	278	
	2026	278	
	2027	267	
	2028	260	
	2029	258	
	2030	260	
	2031	249	
	2032	255	



## Community/Municipal Context

### Geographic Area

Additional information regarding Community/Municipal context can be found through the various links within Appendix F.



### Closest Schools

1. Dr. W.A. MacLeod Consolidated – 2.7 km/5 minutes
2. New Glasgow Academy – 4.4 km/9 minutes

# Great Village Elementary

## Cobequid Family of Schools

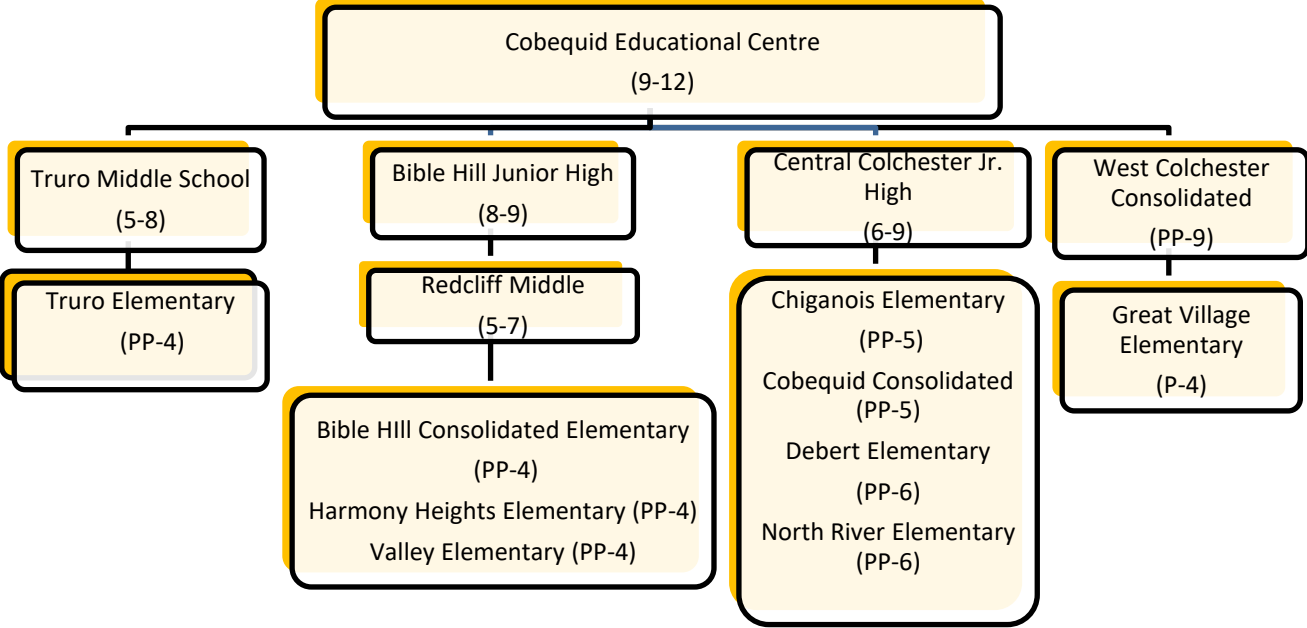


Address	8849 Highway 2 Great Village, N.S. B0M 1P0
Grade Configuration	P-4
Age of Facility	118 (1904)
Square Footage	13,741
Number of Stories with Teaching Spaces	2
Number of Portable Teaching Spaces/Classrooms	0
Current School Capacity (permanent structures only)	75 (3 classrooms)
School Utilization	71%
Specific (Specialized) Programming Offered at the School	<ul style="list-style-type: none"> <li>• Early Literacy Support (ELS)</li> <li>• Grade 4 French</li> <li>• Literacy Mentor</li> <li>• Mathematics Mentor</li> <li>• Psychologist</li> <li>• Reading Recovery</li> <li>• Speech Language</li> </ul>
Provincially approved addition and alteration projects or other major capital upgrades, including dates completed (if applicable)	<ul style="list-style-type: none"> <li>• 2014 Gym wall/foundation – repaired</li> <li>• 2014 Water Treatment System</li> <li>• 2015 Fire panel – replaced</li> <li>• 2017 Washroom – upgraded</li> <li>• 2018 Exterior/interior painting</li> <li>• 2018 Front steps &amp; doors</li> <li>• 2019 Playground – upgraded</li> <li>• 2021 Accessible ramp &amp; washroom</li> <li>• 2022 Outdoor Classroom – installed</li> <li>• 2022 Roof – replaced</li> </ul>
Current Overall Building Condition	Satisfactory
Future Considerations	<ul style="list-style-type: none"> <li>• Blue Light System</li> <li>• Boiler - replacement required</li> <li>• Masonry – additional repairs</li> </ul>



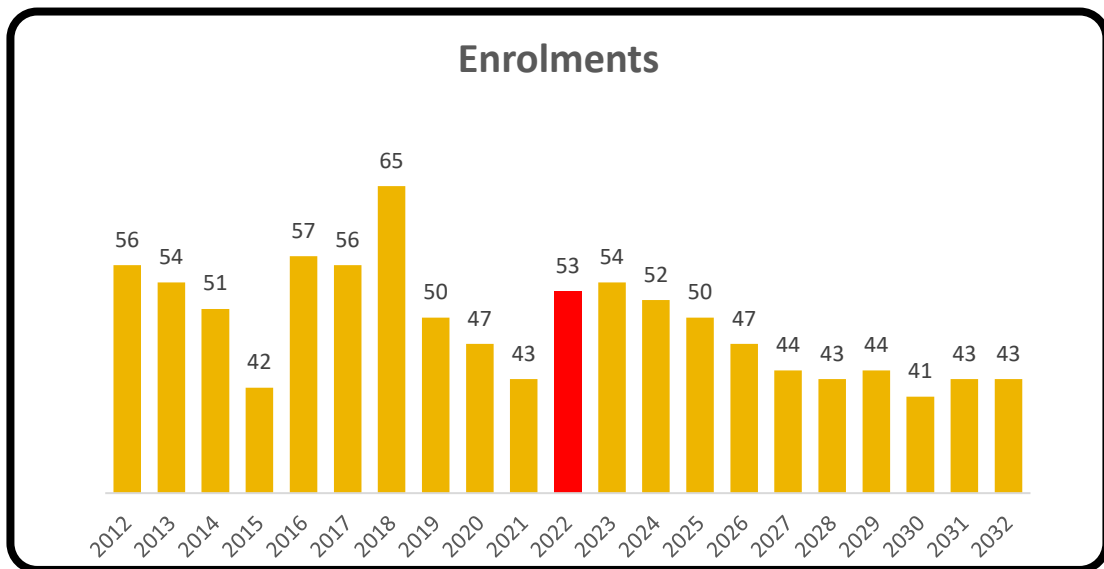
	<ul style="list-style-type: none"> <li>• PA System</li> <li>• Paving – road access bus loop and parking area</li> <li>• Playground – complete upgrade</li> <li>• Plumbing – upgrade</li> <li>• Roof – replace sections</li> </ul>
Information about Review of the School Previously Conducted	N/A
Any Other Factors Relevant to the School	<ul style="list-style-type: none"> <li>• Cobequid Family of Schools has priority booking for use of the Cougar Dome.</li> </ul>

**School Feeder System – Cobequid Family of Schools**



## Enrolments

	Year	Enrolment	
Historic Enrolments (past 10 years)	2012	56	
	2013	54	
	2014	51	
	2015	42	
	2016	57	
	2017	56	
	2018	65	
	2019	50	
	2020	47	
	2021	43	
<b>Current Enrolment (as of September 30th)</b>		<b>2022</b>	<b>53</b>
Projected Enrolments (next 10 years)	2023	54	
	2024	52	
	2025	50	
	2026	47	
	2027	44	
	2028	43	
	2029	44	
	2030	41	
	2031	43	
	2032	43	



## Community/Municipal Context

### Geographic Area

Additional information regarding Community/Municipal context can be found through the various links within Appendix F.



### Closest Schools

1. Chiganois Elementary – 11.5 km/10 minutes
2. Debert Elementary – 14.3 km/13 minutes

# Hants East Rural High School

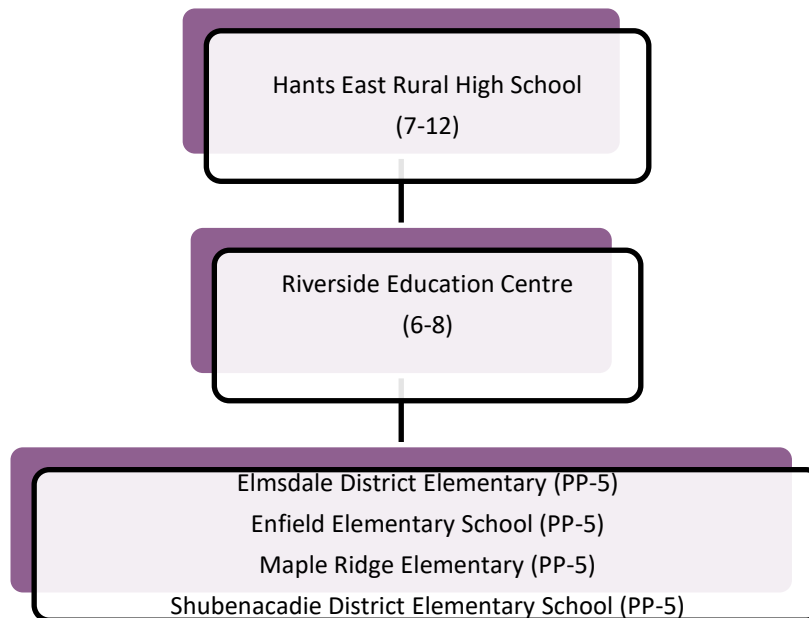
## Nova Family of Schools



Address	2331 Highway 2 Milford Station, N.S. B0N 1Y0
Grade Configuration	9-12
Age of Facility	65 (1957)
Square Footage	141,426
Additions	1968 & 1975
Number of Stories with Teaching Spaces	3
Number of Portable Teaching Spaces / Classrooms	0
Current School Capacity (permanent structures only)	1428 (56 classrooms)
School Utilization	54%
Specific (Specialized) Programming Offered at the School	<ul style="list-style-type: none"> <li>• Adolescent Outreach</li> <li>• African Nova Scotia Support Worker</li> <li>• Attendance Support</li> <li>• Career Exploration</li> <li>• Co-operative Education</li> <li>• French Immersion (Grades 9-12)</li> <li>• Futureworx</li> <li>• In-School Suspension</li> <li>• Indigenous Student Support Worker</li> <li>• Integrated French (Grades 9-12)</li> <li>• Librarian</li> <li>• Maker Space</li> <li>• Options &amp; Opportunities Program (O<sub>2</sub>)</li> <li>• SchoolsPlus</li> <li>• Skilled Trades</li> <li>• Social and Emotional Program <ul style="list-style-type: none"> <li>➢ Gender &amp; Sexuality Alliance</li> <li>➢ Healthy Relationships for Youth</li> <li>➢ Options to Anger</li> </ul> </li> </ul>

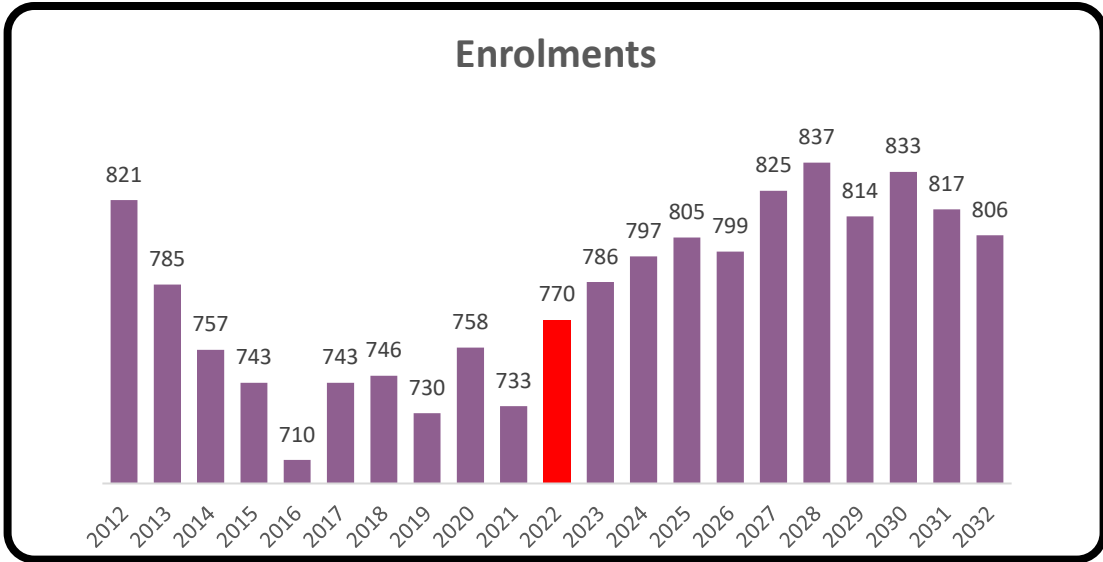
	<ul style="list-style-type: none"> <li>➤ Youth Who Care</li> <li>• Youth Health Centre</li> </ul>
Provincially approved addition and alteration projects or other major capital upgrades, including dates completed (if applicable)	<ul style="list-style-type: none"> <li>• 2013 PA system – replaced</li> <li>• 2014 Gym floor - replaced</li> <li>• 2014 Roof – sections replaced</li> <li>• 2017 Blue Light System – installed</li> <li>• 2017 Fire alarm &amp; equipment – replaced</li> <li>• 2017 Fire pump - upgraded</li> <li>• 2018 Courtyard – enhancement</li> <li>• 2018 Fire alarm &amp; equipment – replaced</li> <li>• 2019 Garbage shed – replaced</li> <li>• 2019 Sprinkler system - updated</li> <li>• 2021 Brick – repointed</li> <li>• 2021 Fire panel – replaced</li> <li>• 2021 Handicap door – installed</li> <li>• 2021 Hallways &amp; stairwells – painted</li> <li>• 2021 Roof – sections replaced</li> <li>• 2021 Wood Chip Boiler Project</li> <li>• 2021 Roof – sections replaced</li> <li>• 2022 Gym lighting – replaced</li> </ul>
Current Overall Building Condition	Satisfactory
Future Considerations	<ul style="list-style-type: none"> <li>• Boiler &amp; flue - replace</li> <li>• Front entrance - repair</li> <li>• Gym acoustic panels</li> <li>• Heating system – upgrade</li> <li>• LED Lighting - upgrade</li> <li>• Paving – road access &amp; parking area</li> <li>• Pedway window - replace (UV Treatment)</li> <li>• Security/controlled entrance</li> <li>• Theatre - upgrades</li> <li>• This school is on the CCRCE Capital Construction list for significant work.</li> <li>• Washroom – update</li> </ul>
Information about Review of the School Previously Conducted	N/A
Any Other Factors Relevant to the School	N/A

## School Feeder System – Nova Family of Schools



## Enrolments

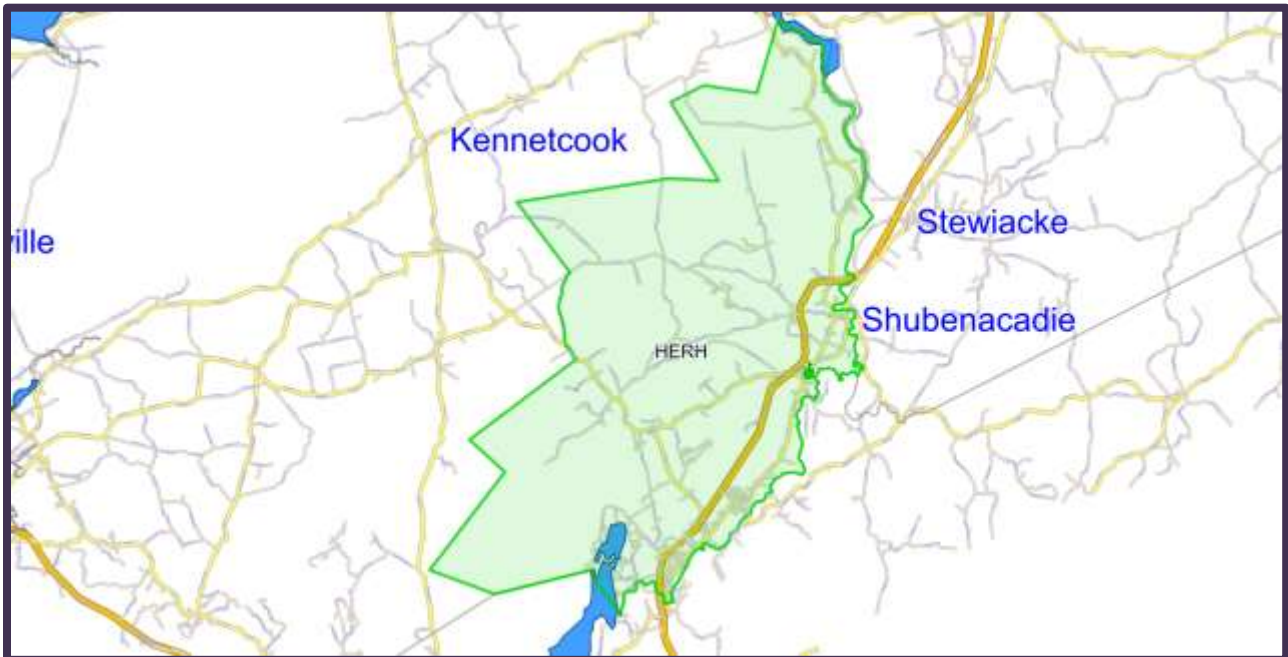
	Year	Enrolment
Historic Enrolments (past 10 years)	2012	821
	2013	785
	2014	757
	2015	743
	2016	710
	2017	743
	2018	746
	2019	730
	2020	758
	2021	733
<b>Current Enrolment (as of September 30<sup>th</sup>)</b>	<b>2022</b>	<b>770</b>
Projected Enrolments (next 10 years)	2023	786
	2024	797
	2025	805
	2026	799
	2027	825
	2028	799
	2029	825
	2030	837
	2031	814
	2032	833



## Community/Municipal Context

### Geographic Area

Additional information regarding Community/Municipal context can be found through the various links within Appendix F.



### Closest Schools

1. Hants North Rural High School – 36.5 km/32 minutes
2. South Colchester Academy – 28.1 km/21 minutes

## **Future Considerations**

The CCRCE Long Range outlook (LRO) provides an extensive amount of information on CCRCE, its schools including Hants East Rural High School, its feeder schools and the greater educational community. The contents provide a starting point for discussion, planning and consultation regarding *possible challenges* facing individual schools and a group of associated schools.

The CCRCE Long Range Outlook is used to support future processes including provision of various education programs, capital construction requests (new schools and renovations), school boundary reviews, and school reviews. It also provides a foundation for communication and engagement with school communities, School Advisory Councils, staff, municipalities and other stakeholders. This could indicate the challenge being faced that will need consideration by all parties in the future.

Communities should consider this document alongside information and data on other local services, environment, economy, built heritage, transportation/connectivity, communications, social/cultural and government aspects.

The CCRCE has developed a number of Initiating Factors in conjunction with the LRO information for consideration of a school review process(es). These Initiating Factors can be used as a mechanism by the board to assist in considering a school(s) review.

The Initiating Factors are grouped within the following five board categories:

- Demographics
- Educational Services Optimization
- Facility
- Financial
- Utilization

These factors can be seen in detail within Appendix H.

CCRCE will endeavor to continue to communicate with schools and their communities to develop a better understanding of the information in this section. This includes how it can be used to identify and support the needs of individual schools and groups of schools, such as the feeder system with this educational facility.



# Hants North Rural High School & Kennetcook District Elementary

## Nova Family of Schools

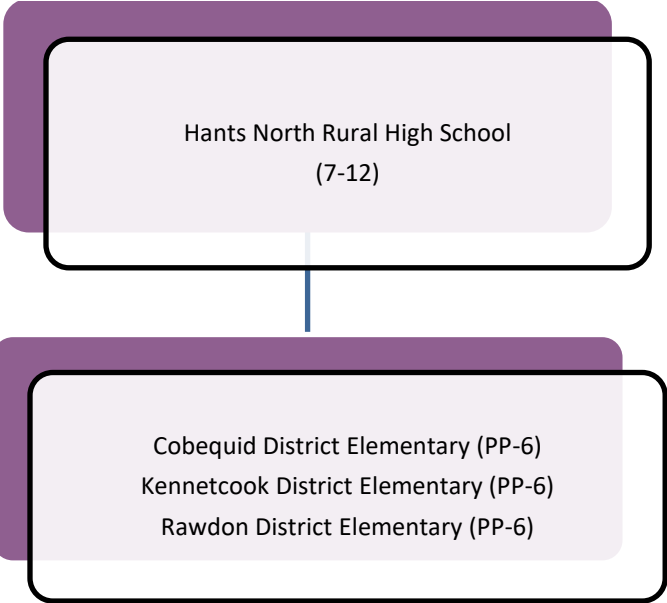


Address	4369 Highway 236 Kennetcook, N.S. B0N 1P0
Grade Configuration	P-6 & 7-12
Age of Facility	61 (1961)
Square Footage	69,581
Number of Stories with Teaching Spaces	2
Number of Portable Teaching Spaces/Classrooms	0
Current School Capacity (permanent structures only)	744 (34 classrooms)
School Utilization	49%
Specific (Specialized) Programming Offered at the School	<p><b>Hants North Rural High</b></p> <ul style="list-style-type: none"> <li>• APSEA</li> <li>• Community Use of Facilities</li> <li>• Co-operative Education</li> <li>• Guidance</li> <li>• In School Suspension</li> <li>• Learning Disabilities Support</li> <li>• Librarian</li> <li>• Mental Health &amp; Addictions (support as needed)</li> <li>• Options and Opportunities Program (O<sub>2</sub>)</li> <li>• Psychologist</li> <li>• Restorative Approach</li> <li>• SchoolsPlus</li> <li>• Speech Language Pathologist</li> <li>• Special Education/Learning Centre</li> </ul> <p><b>Kennetcook District Elementary</b></p> <ul style="list-style-type: none"> <li>• After School Physical Activity Program (Municipality)</li> <li>• Assistive Tech Support</li> <li>• Autism Specialist</li> <li>• Behaviour Specialist</li> <li>• Early Literacy Support</li> </ul>

	<ul style="list-style-type: none"> <li>● Guidance</li> <li>● Intensive Math Support</li> <li>● Learning Disabilities Support</li> <li>● Math Mentor</li> <li>● Pre-Primary</li> <li>● Psychologist</li> <li>● Restorative Approach</li> <li>● Speech Language Pathologist</li> <li>● Social and Emotional Program <ul style="list-style-type: none"> <li>➤ Virtues</li> <li>➤ Zones of Regulation</li> </ul> </li> </ul>
<p>Provincially approved addition and alteration projects or other major capital upgrades, including dates completed (if applicable)</p>	<ul style="list-style-type: none"> <li>● 2014 Roof – sections replaced</li> <li>● 2015 Water meter - replaced</li> <li>● 2016 Roof – sections replaced</li> <li>● 2017 PA system - upgraded</li> <li>● 2018 Fire separations</li> <li>● 2018 Front windows &amp; doors - replaced</li> <li>● 2020 Chemical storage exhaust</li> <li>● 2020 Fume hood – replaced</li> <li>● 2020 Gym floor – replaced</li> <li>● 2020 Masonry work at gym entrance</li> <li>● 2020 Pressure tank – replaced</li> <li>● 2021 Well drilled</li> <li>● 2023 Drainage tile – replaced around two sections of the building</li> </ul>
<p>Current Overall Building Condition</p> <p>Future Considerations</p>	<p>Satisfactory</p> <ul style="list-style-type: none"> <li>● Blue Light System</li> <li>● Boiler Room – roof &amp; ceiling - replace</li> <li>● Brick - repointing required</li> <li>● Cafeteria door – additional - installed</li> <li>● Drainage tile – more to be replaced</li> <li>● Exhaust fans – replace</li> <li>● Exterior door - replace</li> <li>● Exterior lighting - required</li> <li>● Exterior painting</li> <li>● Gym divider - required</li> <li>● Hallway ceiling - upgrade</li> <li>● Interior hallway cameras - required (installation)</li> <li>● Paving – repairs</li> <li>● Roofing – replace sections</li> <li>● Security/controlled entrance</li> <li>● Washroom – upgrades</li> </ul>

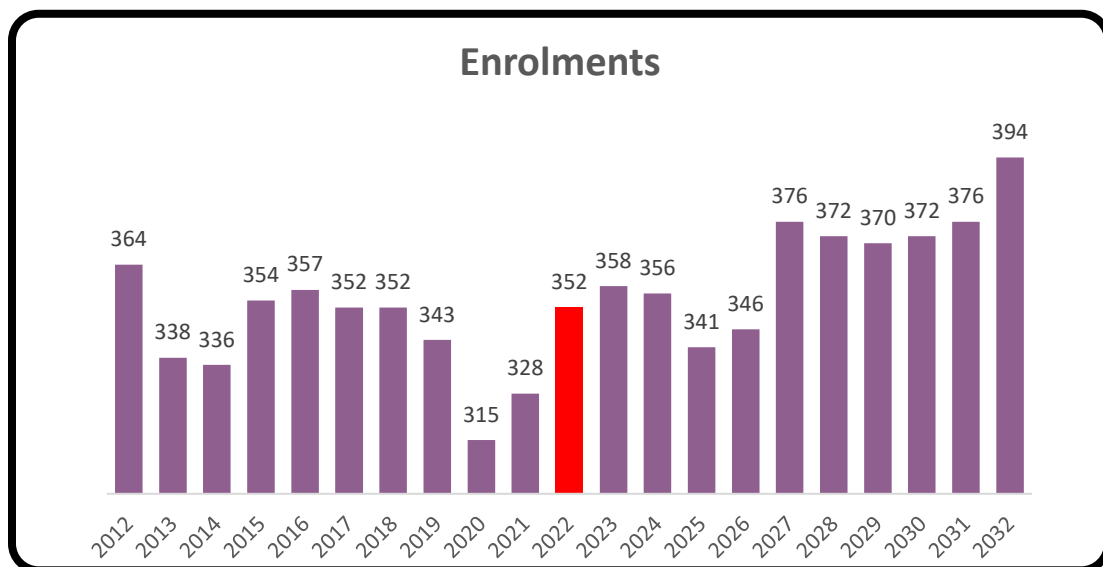
	<ul style="list-style-type: none"> <li>• Well – tie in new well and add water storage unit.</li> <li>• This school is on the CCRCE Capital Construction List for a new P-12 School. This school will also include the students from Cobequid District and Rawdon District Elementary Schools.</li> <li>• This school is on the CCRCE Capital Construction List, for a lesser priority, an Addition &amp; Alteration Project for HNRH &amp; KDE only.</li> </ul>
Information about Review of the School Previously Conducted	N/A
Any Other Factors Relevant to the School	<ul style="list-style-type: none"> <li>• Community Use - 2-5 times per week or more and several weekends throughout the year</li> <li>• Satellite Library – one day per month</li> </ul>

**School Feeder System – Nova Family of Schools**



# Enrolments

	Year	Enrolment	
Historic Enrolments (past 10 years)	2012	364	
	2013	338	
	2014	336	
	2015	354	
	2016	357	
	2017	352	
	2018	352	
	2019	343	
	2020	315	
	2021	328	
<b>Current Enrolment (as of September 30<sup>th</sup>) – includes Pre-Primary</b>		<b>2022</b>	<b>352</b>
Projected Enrolments (next 10 years) – includes Pre-Primary	2023	358	
	2024	356	
	2025	341	
	2026	346	
	2027	376	
	2028	372	
	2029	370	
	2030	372	
	2031	376	
	2032	394	



## Community/Municipal Context

### Geographic Area

Additional Information regarding Community/Municipal context can be found through the various links within Appendix F1.



### Closest Schools

1. Rawdon District Elementary – 13.1 km/12 minutes
2. Cobequid District Elementary – 13.9 km/11 minutes
3. Hants East Rural High School – 36.5 km/32 minutes
4. South Colchester Academy – 41.6 km/33 minutes

### Future Considerations

The CCRCE Long Range outlook (LRO) provides an extensive amount of information on CCRCE, its schools including Hants North Rural High School, its feeder schools and the greater educational community. The contents provide a starting point for discussion, planning and consultation regarding *possible challenges* facing individual schools and a group of associated schools.

The CCRCE Long Range Outlook is used to support future processes including provision of various education programs, capital construction requests (new schools and renovations), school boundary reviews, and school reviews. It also provides a foundation for communication and engagement with school

communities, School Advisory Councils, staff, municipalities and other stakeholders. This could indicate the challenge being faced that will need consideration by all parties in the future.

Communities should consider this document alongside information and data on other local services, environment, economy, built heritage, transportation/connectivity, communications, social/cultural and government aspects.

The CCRCE has developed a number of Initiating Factors in conjunction with the LRO information for consideration of a school review process(es). These Initiating Factors can be used as a mechanism by the board to assist in considering a school(s) review.

The Initiating Factors are grouped within the following five board categories:

- Demographics
- Educational Services Optimization
- Facility
- Financial
- Utilization

These factors can be seen in detail within Appendix H.

CCRCE will endeavor to continue to communicate with schools and their communities to develop a better understanding of the information in this section. This includes how it can be used to identify and support the needs of individual schools and groups of schools, such as the feeder system with this educational facility.

# Harmony Heights Elementary

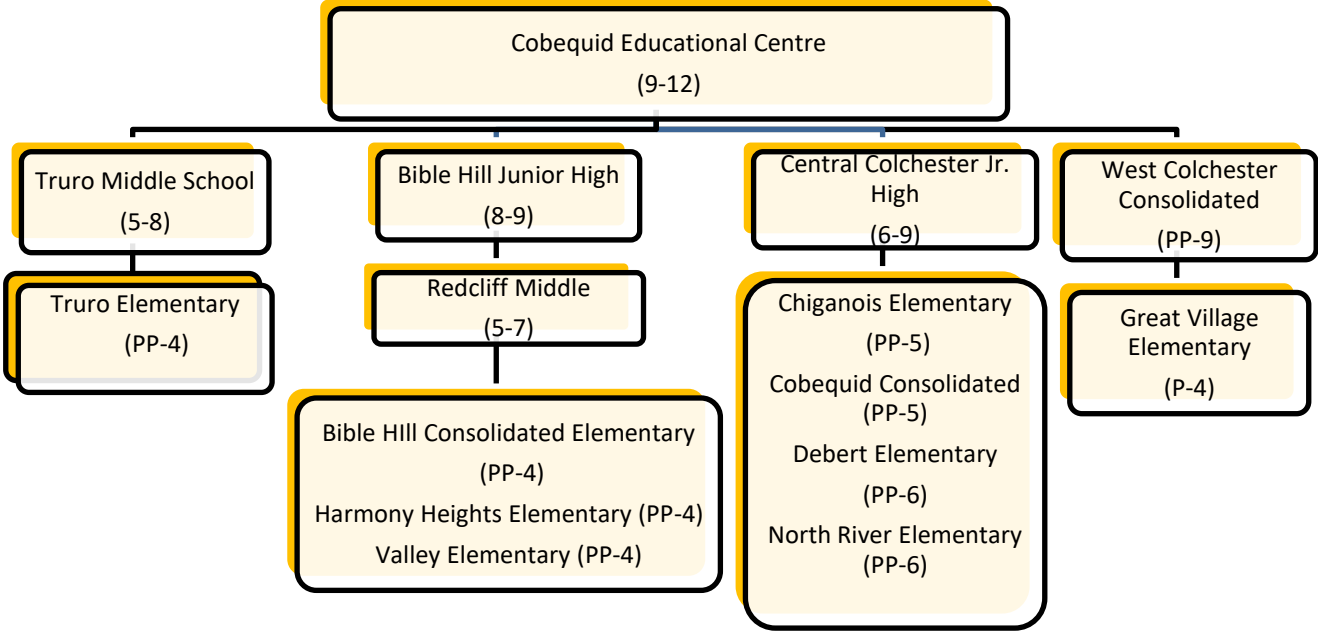
## Cobequid Family of Schools



Address	25 Cedar Drive Salmon River, N.S. B2N 5W3
Grade Configuration	PP-4
Age of Facility	14 (2008)
Square Footage	50,306
Number of Stories with Teaching Spaces	1
Number of Portable Teaching Spaces/Classrooms	0
Current School Capacity (permanent structures only)	425 (17 classrooms)
School Utilization	68%
Specific (Specialized) Programming Offered at the School	<ul style="list-style-type: none"> <li>• African Nova Scotia Support Worker</li> <li>• Early Literacy Support</li> <li>• Family First</li> <li>• Guidance</li> <li>• Intensive Math Support</li> <li>• Learning Centre</li> <li>• Literacy Mentor</li> <li>• Math Mentor</li> <li>• Positive &amp; Effective Behaviour Support (P.E.B.S.)</li> <li>• Pre-Primary</li> <li>• Reading Recovery</li> <li>• Restorative Approach</li> <li>• SchoolsPlus</li> <li>• Social and Emotional Program               <ul style="list-style-type: none"> <li>➤ Paths</li> <li>➤ Zones of Regulation</li> </ul> </li> </ul>
Provincially approved addition and alteration projects or other major capital upgrades, including dates completed (if applicable)	<ul style="list-style-type: none"> <li>• 2012 Boiler - repaired</li> <li>• 2014 Fire alarm panel - repaired</li> <li>• 2019 Playground – upgraded</li> <li>• 2020 Playground – upgraded</li> <li>• 2022 Outdoor Classroom – installed</li> <li>• 2033 Ditching - upgraded</li> <li>• 2023 Playground – upgraded</li> </ul>

Current Overall Building Condition	Good
Future Considerations	<ul style="list-style-type: none"> <li>• Blue Light System</li> <li>• Boiler - upgrade</li> <li>• Building controls improvements</li> <li>• Exterior caulking - required</li> <li>• Roof - replace sections</li> <li>• Sprinkler - upgrades</li> </ul>
Information about Review of the School Previously Conducted	N/A
Any Other Factors Relevant to the School	<ul style="list-style-type: none"> <li>• Cobequid Family of Schools has priority booking for the use of the Cougar Dome.</li> <li>• Enhancements -Cafeteria and Parking Lot</li> <li>• Partnership with Big Brothers Big Sisters Walking / Running / Biking Trail</li> </ul>

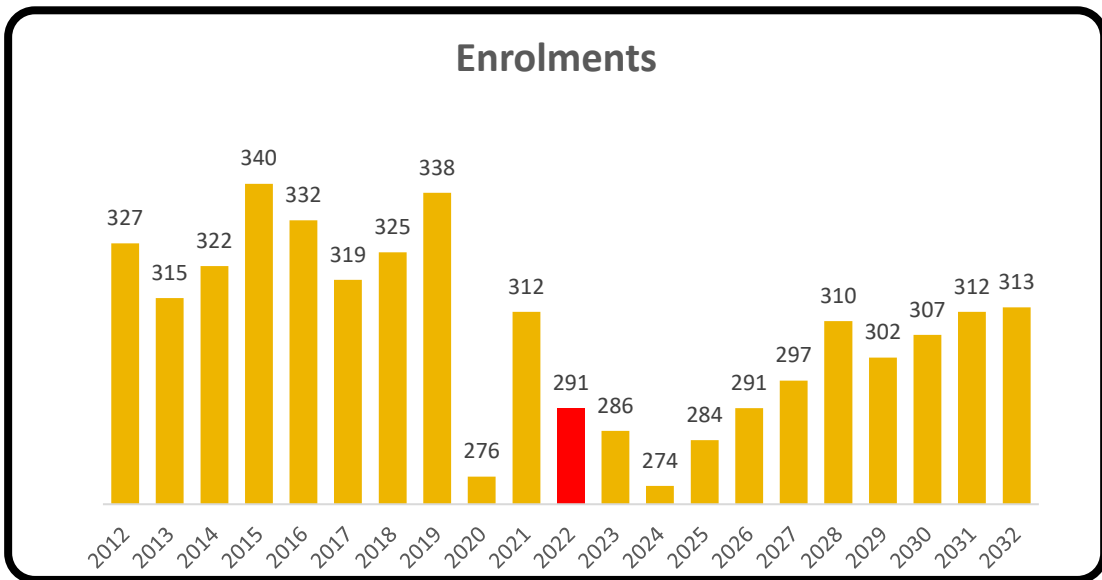
**School Feeder System – Cobequid Family of Schools**





# Enrolments

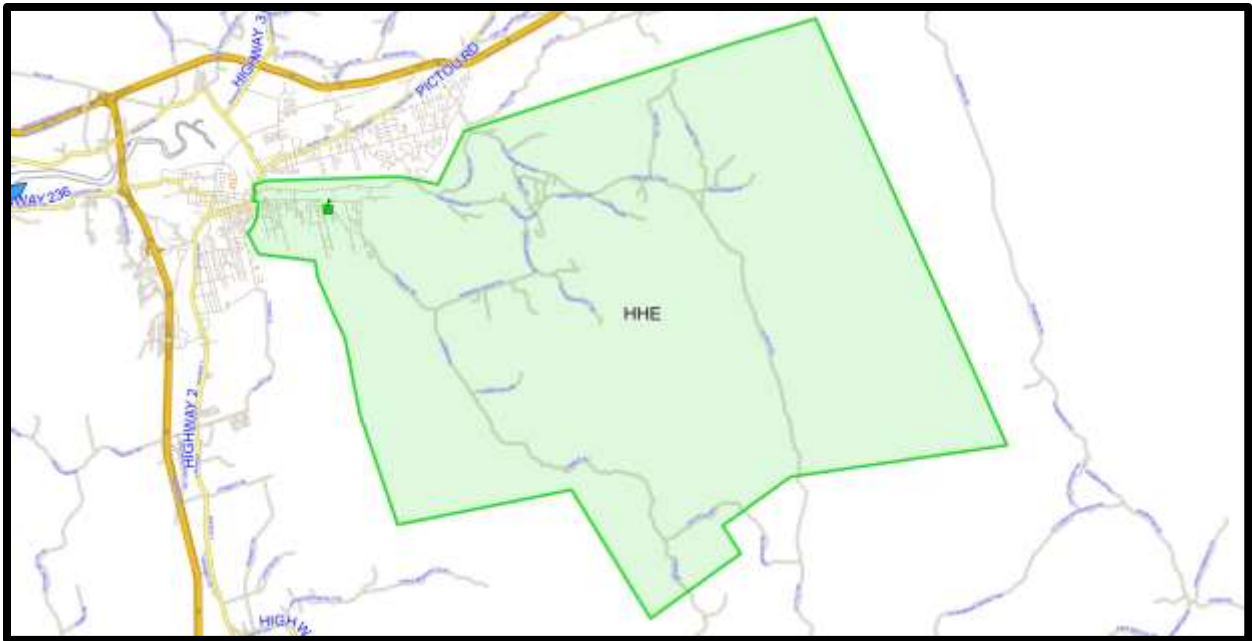
	Year	Enrolment	
Historic Enrolments (past 10 years)	2012	327	
	2013	315	
	2014	322	
	2015	340	
	2016	332	
	2017	319	
	2018	325	
	2019	338	
	2020	276	
	2021	312	
<b>Current Enrolment (as of September 30th) – includes Pre-Primary</b>		<b>2022</b>	<b>291</b>
Projected Enrolments (next 10 years) – includes Pre-Primary	2023	286	
	2024	274	
	2025	284	
	2026	291	
	2027	297	
	2028	310	
	2029	302	
	2030	307	
	2031	312	
	2032	313	



## Community/Municipal Context

### Geographic Area

Additional Information regarding Community/Municipal context can be found through the various links within Appendix F.



### Closest Schools

1. Truro Elementary – 4.8 km/8 minutes
2. Valley Elementary – 6.4 km/8 minutes

# Hilden Elementary School

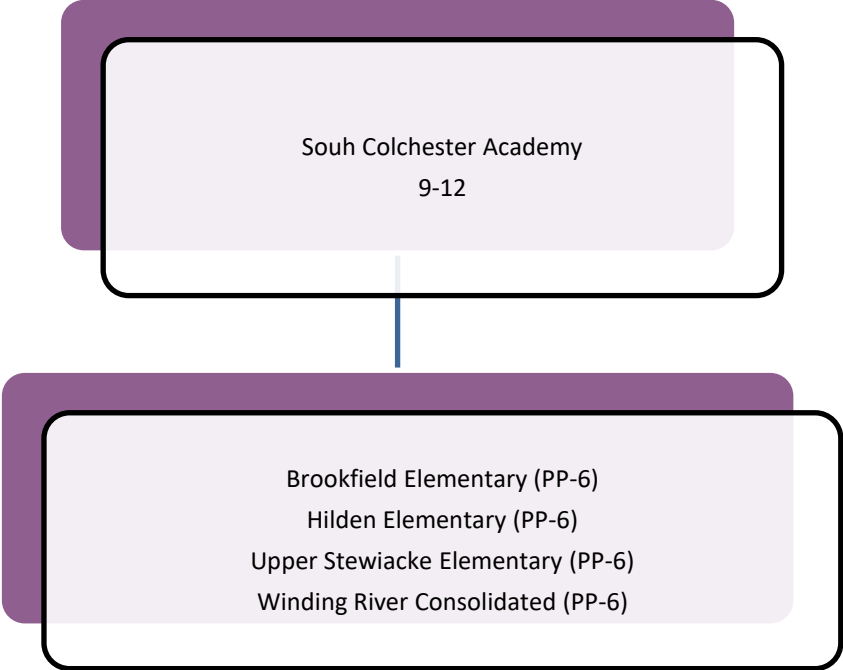
## Nova Family of Schools



Address	1737 Truro Road Hilden, N.S. B0N 1C0
Grade Configuration	PP-6
Age of Facility	36 (1986)
Square Footage	22,356
Number of Stories with Teaching Spaces	1
Number of Portable Teaching Spaces/Classrooms	0
Current School Capacity (permanent structures only)	199 (8 classrooms)
School Utilization	54%
Specific (Specialized) Programming Offered at the School	<ul style="list-style-type: none"> <li>• Learning Centre</li> <li>• Math Intervention Teacher</li> <li>• Pre-Primary</li> <li>• Psychologist</li> <li>• Reading Recovery</li> <li>• Resource</li> <li>• Restorative Approach School</li> <li>• SchoolsPlus Community Outreach Worker</li> <li>• Social Emotional Learning Teacher</li> <li>• Speech Language Pathologist</li> </ul>
Provincially approved addition and alteration projects or other major capital upgrades, including dates completed (if applicable)	<ul style="list-style-type: none"> <li>• 2013 Windows – replaced</li> <li>• 2014 Roof – repaired</li> <li>• 2015 PA system - replaced</li> <li>• 2021 Gym roof – replaced</li> <li>• 2021 Pre-Primary fence – installed</li> <li>• 2022 Outdoor Classroom</li> </ul>
Current Overall Building Condition	Satisfactory
Future Considerations	<ul style="list-style-type: none"> <li>• Blue Light System</li> </ul>

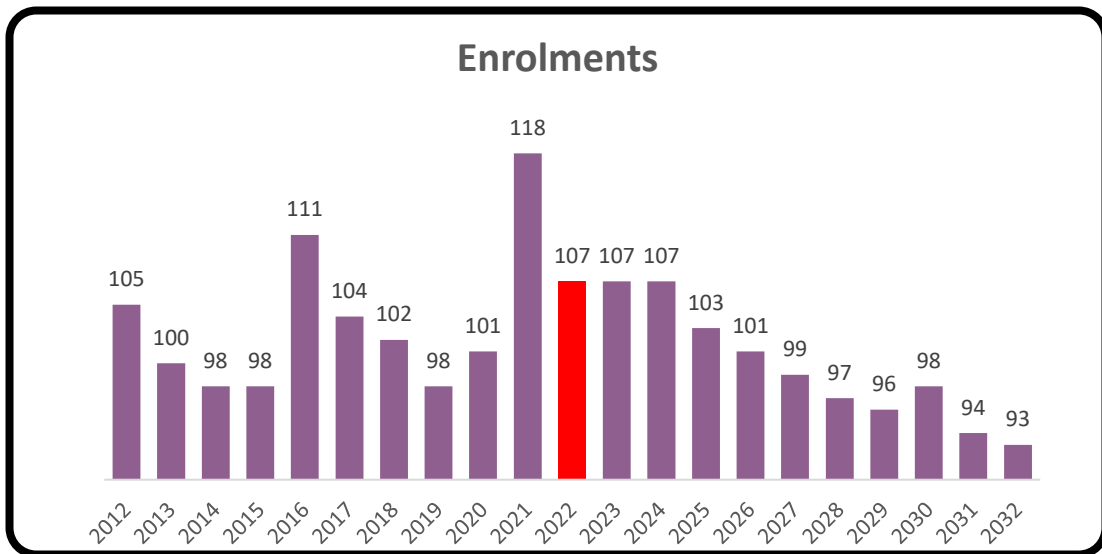
	<ul style="list-style-type: none"> <li>• Fire alarm panel – replace</li> <li>• LED lighting – upgrade</li> <li>• PA system - replace</li> <li>• Parking lot - expansion</li> <li>• Paving</li> <li>• Roof - replace section</li> <li>• Security/controlled entrance</li> <li>• Washroom – upgrade</li> </ul>
Information about Review of the School Previously Conducted	N/A
Any Other Factors Relevant to the School	<ul style="list-style-type: none"> <li>• Colchester Recreation – Trail Blazers – 2-6 weeks session per year.</li> <li>• Community Use by Various Organizations</li> <li>• Game On</li> <li>• Go Girls</li> <li>• Partner with NSCC and Big Brothers Big Sisters – after school program for Boys &amp; Girls</li> <li>• Summer Day Camp – 1 week per year</li> </ul>

**School Feeder System – Nova Family of Schools**



## Enrolments

	Year	Enrolment	
Historic Enrolments (past 10 years)	2012	105	
	2013	100	
	2014	98	
	2015	98	
	2016	111	
	2017	104	
	2018	102	
	2019	98	
	2020	101	
	2021	118	
<b>Current Enrolment (as of September 30th) – includes Pre-Primary</b>		<b>2022</b>	<b>107</b>
Projected Enrolments (next 10 years) – includes Pre-Primary	2023	107	
	2024	107	
	2025	103	
	2026	101	
	2027	99	
	2028	97	
	2029	96	
	2030	98	
	2031	94	
	2032	93	



## Community / Municipal Context

### Geographic Area

Additional Information regarding Community/Municipal context can be found through the various links within Appendix F.



### Closest Schools

1. Brookfield Elementary – 7.67 km/8 minutes
2. Truro Elementary – 5.6 km/7 minutes  
Truro Middle School – 5.8/6 minutes

# Junction Road Elementary School

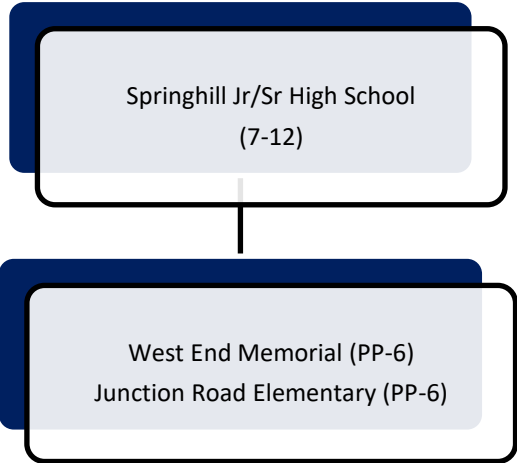
## Chignecto Family of Schools



Address	19 Junction Road Springhill, N.S. B0M 1X0
Grade Configuration	PP-6
Age of Facility	47 (1975)
Square Footage	21,452
Additions	2000
Number of Stories with Teaching Spaces	1
Number of Portable Teaching Spaces/Classrooms	0
Current School Capacity (permanent structures only)	225 (9 classrooms)
School Utilization	69%
Specific (Specialized) Programming Offered at the School	<ul style="list-style-type: none"> <li>• Behaviour Support Model</li> <li>• Breakfast Club Leaders</li> <li>• Daily Announcement Club</li> <li>• Early Literacy Support</li> <li>• Elementary Math Support</li> <li>• Guidance Teacher</li> <li>• Intensive Mathematics Support</li> <li>• Literacy Mentor</li> <li>• Math Coach</li> <li>• Outreach Worker</li> <li>• Photography Club</li> <li>• Podcast Crew</li> <li>• Reading Recovery</li> <li>• Ready to Learn Room</li> <li>• Restorative Approach</li> <li>• Schools Plus Child Youth Care Practitioner</li> <li>• Social and Emotional Program               <ul style="list-style-type: none"> <li>➤ PATHS</li> </ul> </li> <li>• Student Support Worker</li> </ul>

Provincially approved addition and alteration projects or other major capital upgrades, including dates completed (if applicable)	<ul style="list-style-type: none"> <li>• 2014 Fire safety – upgraded</li> <li>• 2017 Fire alarm panel – replaced</li> <li>• 2017 Gym roof – replaced</li> <li>• 2019 Entrance – replaced</li> <li>• 2022 Outdoor Classroom</li> </ul>
Current Overall Building Condition	Satisfactory
Future Considerations	<ul style="list-style-type: none"> <li>• Exterior panels - replace</li> <li>• Interior painting - required</li> <li>• PA system - upgrade</li> <li>• Pavement in parking lot (safety issue)</li> <li>• Washroom - upgrade</li> <li>• Window – replace sections</li> <li>• A new school is being built to replace Junction Road and West End Elementary Schools. It is scheduled for completion in March 2024.</li> </ul>
Information about Review of the School Previously Conducted	N/A
Any Other Factors Relevant to the School	<ul style="list-style-type: none"> <li>• Green Club</li> <li>• Junction Road Elementary Sound Team DJ's</li> <li>• Junction Road Elementary Student Council</li> <li>• Peer Mediators</li> <li>• Run Club - Mondays</li> <li>• Soccer Team - once per week</li> <li>• We Act Committee</li> </ul>

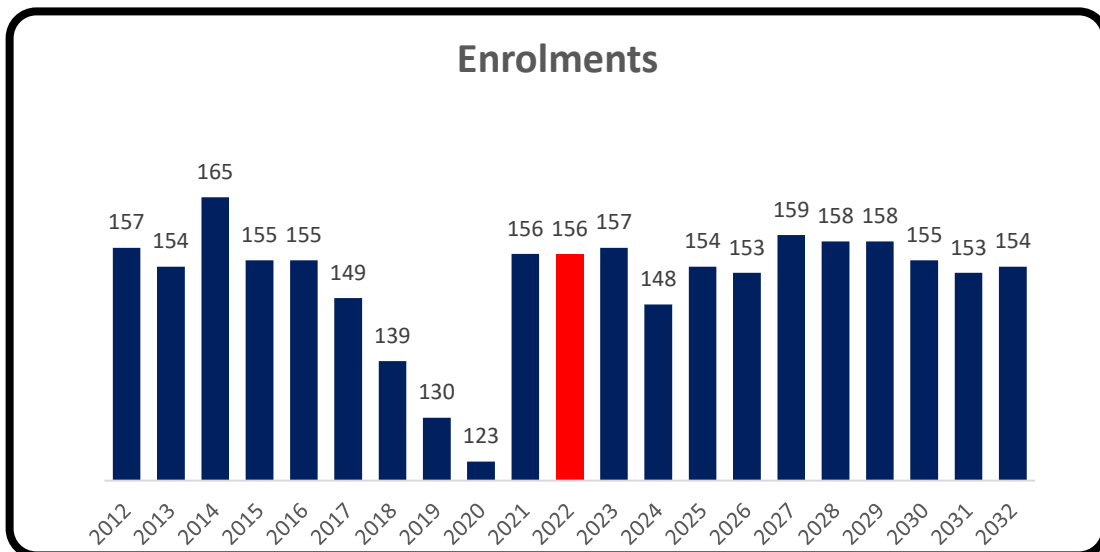
**School Feeder System – Chignecto Family of Schools**





## Enrolments

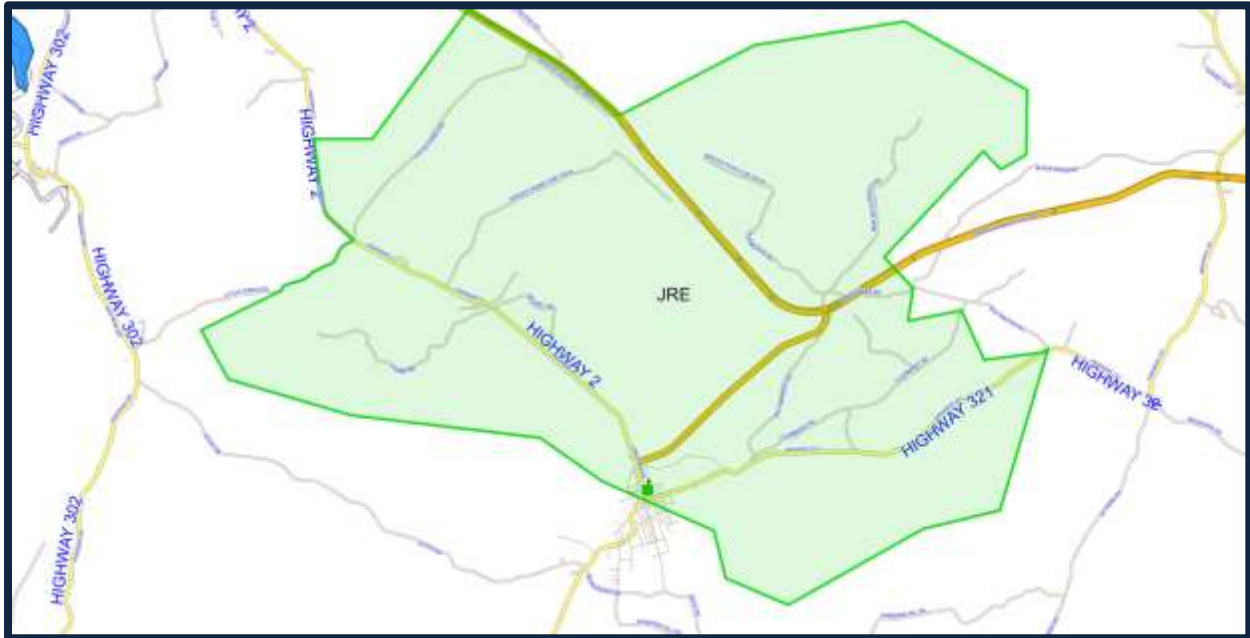
	Year	Enrolment	
Historic Enrolments (past 10 years)	2012	157	
	2013	154	
	2014	165	
	2015	155	
	2016	155	
	2017	149	
	2018	139	
	2019	130	
	2020	123	
	2021	156	
<b>Current Enrolment (as of September 30th) – includes Pre-Primary</b>		<b>2022</b>	<b>156</b>
Projected Enrolments (next 10 years) – includes Pre-Primary	2023	157	
	2024	148	
	2025	154	
	2026	153	
	2027	159	
	2028	158	
	2029	158	
	2030	155	
	2031	153	
	2032	154	



## Community/Municipal Context

### Geographic Area

Additional Information regarding Community/Municipal context can be found through the various links within Appendix F.



### Closest Schools

1. Oxford Regional Education Centre – 19.3 km/14 minutes
2. West End Memorial – 1.6 km/3 minutes

# Maple Ridge Elementary School

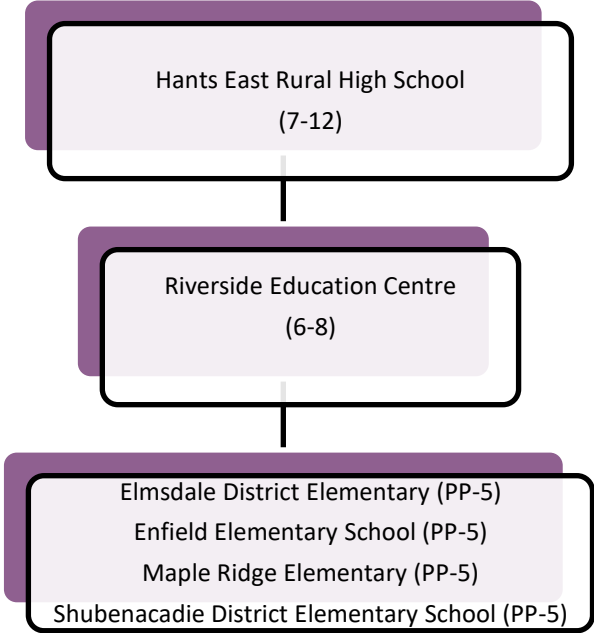
## Nova Family of Schools



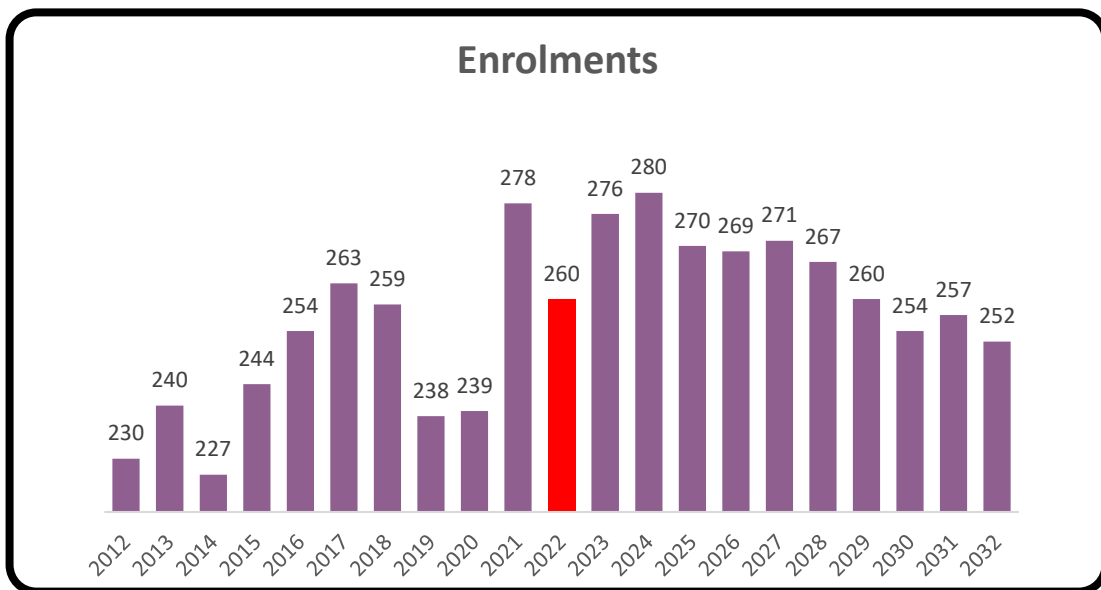
Address	1066 Highway 2 Lantz, N.S. B2S 1M8
Grade Configuration	PP-5
Age of Facility	23 (1999)
Square Footage	54,144
Addition	2020
Number of Stories with Teaching Spaces	1
Number of Portable Teaching Spaces/Classrooms	0
Current School Capacity (permanent structures only)	400 (16 classrooms)
School Utilization	65%
Specific (Specialized) Programming Offered at the School	<ul style="list-style-type: none"> <li>• Band</li> <li>• Choir</li> <li>• Guidance Councilor</li> <li>• Pre-Primary</li> <li>• Reading Recovery</li> <li>• P.A.L.S.</li> <li>• SchoolsPlus</li> <li>• Social and Emotional Program <ul style="list-style-type: none"> <li>➤ Virtues</li> </ul> </li> <li>• Zones of Regulation</li> </ul>
Provincially approved addition and alteration projects or other major capital upgrades, including dates completed (if applicable)	<ul style="list-style-type: none"> <li>• 2014 Roof – section replaced</li> <li>• 2017 Building controls – upgraded</li> <li>• 2017 Dry system – replaced</li> <li>• 2019 Exterior drainage</li> <li>• 2019 Playground – upgraded</li> <li>• 2019 CCRCE became the owner of the P3 school.</li> <li>• 2020 Classroom - expansion (2 rooms)</li> <li>• 2022 Outdoor Classroom</li> </ul>

Current Overall Building Condition	Good
Future Considerations	<ul style="list-style-type: none"> <li>• Blue Light System</li> <li>• Building controls - upgrade</li> <li>• Exterior door – replace</li> <li>• Heat trace on roof – install</li> <li>• LED lighting – upgrade</li> <li>• Security/controlled entrance</li> <li>• Sprinkler system – replace in attic</li> </ul>
Information about Review of the School Previously Conducted	N/A
Any Other Factors Relevant to the School	<ul style="list-style-type: none"> <li>• After School Programming (Play 4 Kids)</li> <li>• The school is used Monday-Friday evenings and Saturdays by various community groups.</li> </ul>

**School Feeder System – Nova Family of Schools**



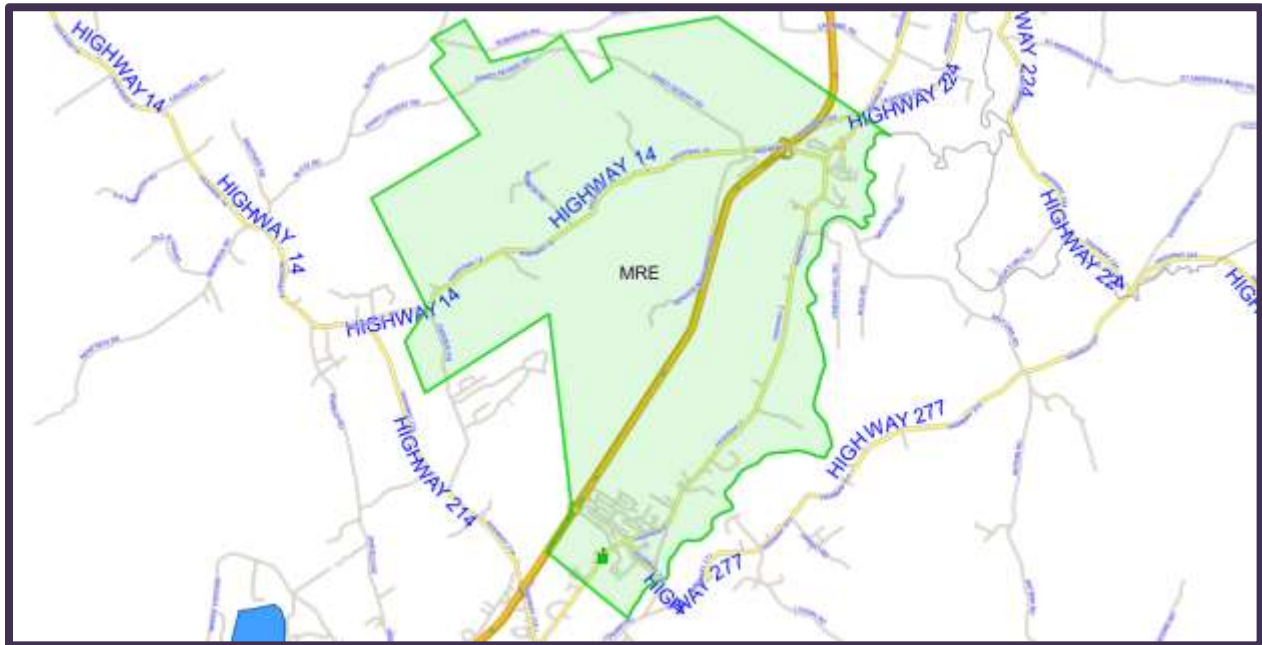
Enrolments			
	Year	Enrolment	
Historic Enrolments (past 10 years)	2012	230	
	2013	240	
	2014	227	
	2015	244	
	2016	254	
	2017	263	
	2018	259	
	2019	238	
	2020	239	
	2021	278	
<b>Current Enrolment (as of September 30<sup>th</sup>) – includes Pre-Primary</b>		<b>2022</b>	<b>260</b>
Projected Enrolments (next 10 years) – includes Pre-Primary	2023	276	
	2024	280	
	2025	270	
	2026	269	
	2027	271	
	2028	267	
	2029	260	
	2030	254	
	2031	257	
	2032	252	



## Community/Municipal Context

### Geographical Area

Additional Information regarding Community/Municipal context can be found through the various links within Appendix F.



### Closest Schools

1. Elmsdale District Elementary – 4.2 km/5 minutes
2. Enfield District Elementary – 5.1 km/7 minutes

# McCulloch Education Centre

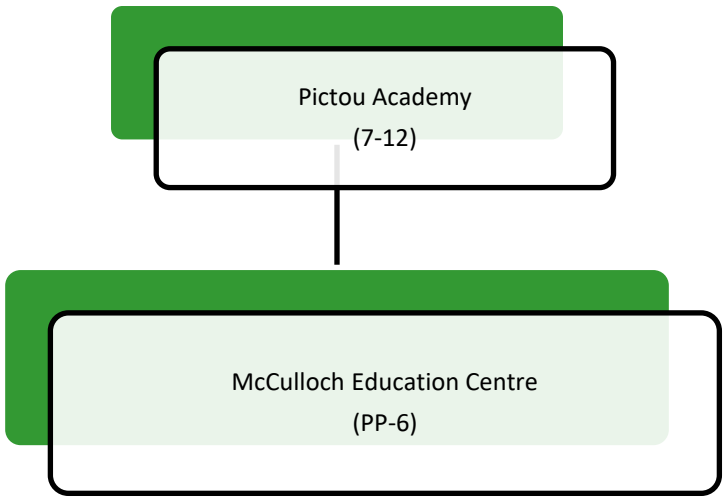
## Celtic Family of Schools



Address	350 Wellington Street Pictou, N.S. B0K 1H0
Grade Configuration	PP-6 (In 2020 changed from PP-8 to PP-6)
Age of Facility	23 (1999)
Square Footage	43,878
Number of Stories with Teaching Spaces	1
Number of Portable Teaching Spaces/Classrooms	0
Current School Capacity (permanent structures only)	325 (13 classrooms)
School Utilization	73%
Specific (Specialized) Programming Offered at the School	<ul style="list-style-type: none"> <li>• Intensive Mathematics Support</li> <li>• Literacy Mentor</li> <li>• Mathematics Mentor</li> <li>• Pre-Primary</li> <li>• Reading Recovery</li> <li>• Restorative Approach</li> </ul>
Provincially approved addition and alteration projects or other major capital upgrades, including dates completed (if applicable)	<ul style="list-style-type: none"> <li>• 2020 CCRCE became the owner of the P3 School.</li> <li>• 2021 Building Management System - upgraded</li> <li>• 2021 Swings - repaired</li> <li>• 2022 Outdoor Classroom</li> </ul>
Current Overall Building Condition	Good
Future Considerations	<ul style="list-style-type: none"> <li>• Asphalt – replace</li> <li>• Electrical – upgrade</li> <li>• Humidifiers – replace</li> <li>• Lighting – upgrade</li> <li>• Parking Lot Lights – convert to LED</li> <li>• Roof – replace</li> <li>• Skylight – remove or repair in main foyer (leaking)</li> </ul>
Information about Review of the School Previously Conducted	N/A

Any Other Factors Relevant to the School	<ul style="list-style-type: none"> <li>• Active Pictou County After School Program.</li> <li>• School Sport Teams including: Hockey, Soccer, Cross Country Running, Track &amp; Field, Badminton</li> <li>• Town of Pictou Recreation Programs (adult fitness, photography class, etc.)</li> </ul>
--	--

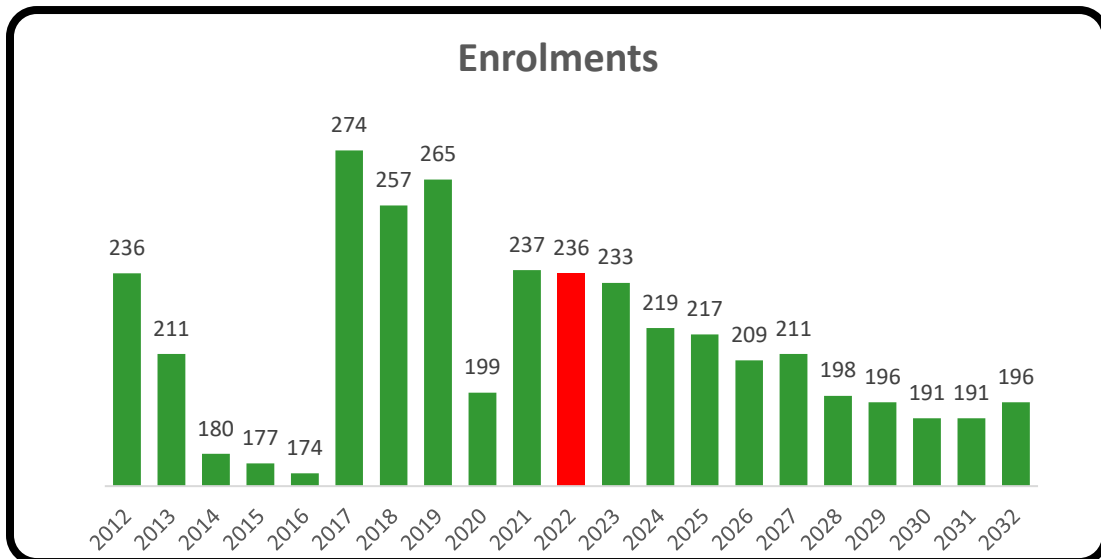
**School Feeder System – Celtic Family of Schools**





## Enrolments

	Year	Enrolment
Historic Enrolments (past 10 years)	2012	236
	2013	211
	2014	180
	2015	177
	2016	174
	2017	274
	2018	257
	2019	265
	2020	199
	2021	237
<b>Current Enrolment (as of September 30<sup>th</sup>) – includes Pre-Primary</b>		
Projected Enrolments (next 10 years) – includes Pre-Primary	2022	236
	2023	233
	2024	219
	2025	217
	2026	209
	2027	211
	2028	198
	2029	196
	2030	191
	2031	191
	2032	196



## Community/Municipal Context

### Geographical Area

Additional information regarding Community/Municipal context can be found through the various links within Appendix F.



### Closest Schools

1. New Glasgow Academy – 19.9 km/22 minutes
2. Walter Duggan Consolidated – 18.6 km/16 minutes

# New Glasgow Academy

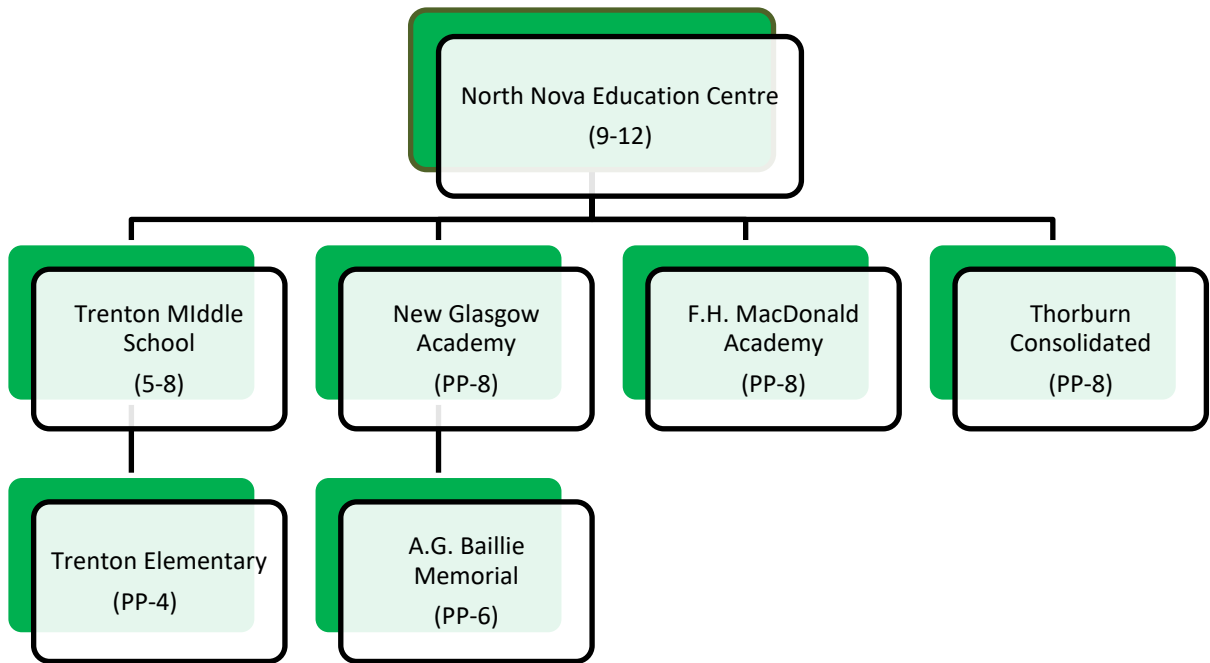
## Celtic Family of Schools



Address	93 Albert Street New Glasgow, N.S. B2H 5W8
Grade Configuration	PP-8
Age of Facility	8 (2014)
Square Footage	68,426
Number of Stories with Teaching Spaces	3
Number of Portable Teaching Spaces/Classrooms	0
Current School Capacity (permanent structures only)	565 (21classrooms)
School Utilization	97%
Specific (Specialized) Programming Offered at the School	<ul style="list-style-type: none"> <li>• Achievement Gap Support</li> <li>• Art</li> <li>• Early Literacy Support</li> <li>• Family Studies</li> <li>• Free Breakfast and Hot Lunch</li> <li>• French Immersion (Grade 7 &amp; 8)</li> <li>• Gifted &amp; Talented Enrichment Program</li> <li>• In-School Suspension</li> <li>• Instrumental Band</li> <li>• Learning Disabled Program</li> <li>• Literacy Mentor</li> <li>• Librarian</li> <li>• Pre-Primary</li> <li>• Reading Recovery</li> <li>• Restorative Approach</li> <li>• SchoolsPlus</li> <li>• Social and Emotional Program</li> <li>• Special Education</li> <li>• Student Support Workers</li> </ul>

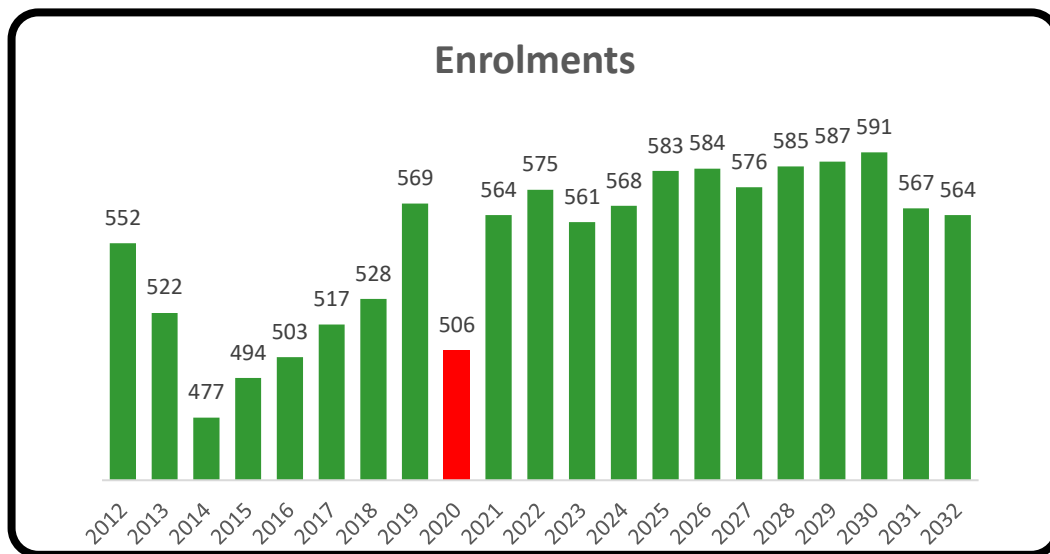
<p>Provincially approved addition and alteration projects or other major capital upgrades, including dates completed (if applicable)</p>	<ul style="list-style-type: none"> <li>• 2014 P-8 school - opened</li> <li>• 2019 Outdoor sign - installed</li> <li>• 2021 Gym floor – refinished</li> <li>• 2021 Portable classroom roof – replaced to comply with fire marshal requirements.</li> <li>• 2021 Toilet in Pre-Primary washroom - installed</li> <li>• 2022 Outdoor Classroom</li> </ul>
<p>Current Overall Building Condition</p> <p>Future Considerations</p>	<p>Good</p> <ul style="list-style-type: none"> <li>• Entry doors by staff parking lot – to be replaced, metal is badly rusted</li> <li>• Exterior painting – not holding up</li> </ul>
<p>Information about Review of the School Previously Conducted</p>	<ul style="list-style-type: none"> <li>• In 2012 the school review process was completed for Acadia Street Elementary, New Glasgow Middle School and Temperance Street Elementary resulting in a new P-8 School which opened in September 2014 combining the three schools.</li> </ul>
<p>Any Other Factors Relevant to the School</p>	<ul style="list-style-type: none"> <li>• Badminton Club</li> <li>• Enhancements – music room, cafeteria, gymnasium, multicultural room and natural playground.</li> <li>• Master’s Hand Prayer Group</li> <li>• Men’s League Basketball</li> <li>• Outside Choir Group</li> <li>• Pictou County Invasion</li> <li>• Pictou County Lightning Basketball</li> </ul>

## School Feeder System – Celtic Family of Schools



## Enrolments

	Year	Enrolment
Historic Enrolments – past 10 years  <i>New Glasgow Academy was opened in September 2014. The school combined students from Acadia Street and Temperance Street Elementary Schools and New Glasgow Junior High School.</i>	2012	552
	2013	522
	2014	477
	2015	494
	2016	503
	2017	517
	2018	528
	2019	569
	2020	506
	2021	564
<b>Current Enrolment (as of September 30<sup>th</sup> – includes Pre-Primary)</b>	<b>2022</b>	<b>575</b>
Projected Enrolments (next 10 years) – includes Pre-Primary	2023	561
	2024	568
	2025	583
	2026	584
	2027	576
	2028	585
	2029	587
	2030	591
	2031	567
	2032	564



## Community/Municipal Context

### Geographic Area

Additional Information regarding Community/Municipal context can be found through the various links within Appendix F.



### Closest Schools

1. Dr. W.A. MacLeod Consolidated – 6.3 km/11 minutes
2. Thorburn Consolidated – 8.1 km/9 minutes

# North Nova Education Centre

## Celtic Family of Schools



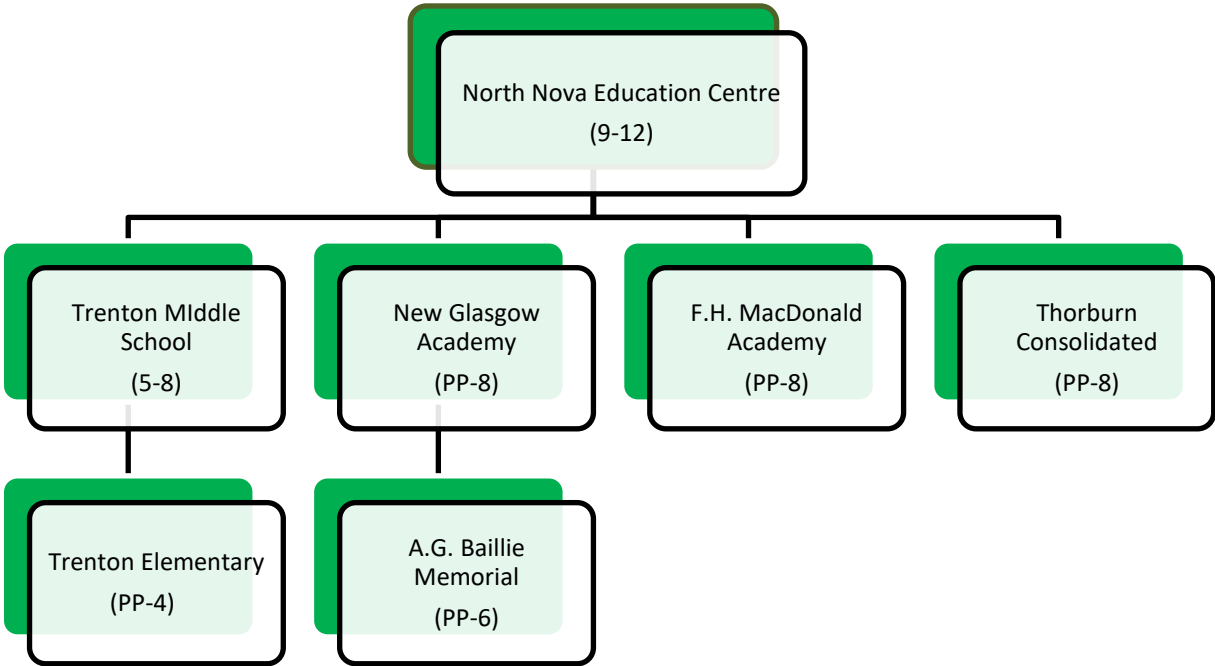
Address	343 Park Street New Glasgow, N.S. B2H 6B2
Grade Configuration	9-12 (prior to 2014 the configuration was 10-12)
Age of Facility	19 (2003)
Square Footage	146,234
Number of Stories with Teaching Spaces	2
Number of Portable Teaching Spaces/Classrooms	0
Current School Capacity (permanent structures only)	1377 (54 classrooms)
School Utilization	66%
Specific (Specialized) Programming Offered at the School	<ul style="list-style-type: none"> <li>• Athletics Department – 30+ school teams</li> <li>• Athletics Council</li> <li>• Band Programs</li> <li>• Big Brothers/Big Sisters</li> <li>• Career Exploration Program</li> <li>• Community Resource Officer</li> <li>• Cultural Room of Excellence</li> <li>• Co-operative Education</li> <li>• French Immersion</li> <li>• In-School Suspension</li> <li>• Learning Centre</li> <li>• Librarian</li> <li>• School Counselors</li> <li>• School Liaison through Career Works</li> <li>• SchoolsPlus</li> <li>• School Musical</li> <li>• Skilled Trades Program</li> <li>• Social and Emotional Program</li> <li>• Students Council</li> </ul>



	<ul style="list-style-type: none"> <li>• Student Support Workers</li> <li>• Youth Health Centre</li> </ul>
Provincially approved addition and alteration projects or other major capital upgrades, including dates completed (if applicable)	<ul style="list-style-type: none"> <li>• 2014 Accessibility improvements</li> <li>• 2018 Gym floor - refurbished</li> <li>• 2020 New shed for auto shop</li> <li>• 2021 Air Handling Unit – replaced two drives</li> <li>• 2021 Asphalt repaired on the main entry and access to student parking area</li> <li>• 2021 Flag pole – installed</li> <li>• 2021 Gym floor – refinished</li> <li>• 2021 New Skilled Trades Building</li> <li>• 2021 Presentation Centre – repainted, including stage</li> <li>• 2021 Washroom – slight lines changed and partial wall removed and refinished in four washrooms.</li> <li>• 2022 Timber Frame Building by Sports Field</li> </ul>
Current Overall Building Condition	Good
Future Considerations	<ul style="list-style-type: none"> <li>• Consider upgrading washrooms to gender neutral</li> <li>• Exterior doors need to be replaced through rough usage has caused significant problems</li> <li>• Humidifier - replace</li> <li>• Interior painting</li> <li>• Roof - replace section</li> <li>• Upgrade parking lot lighting to LED</li> <li>• Window – replace</li> </ul>
Information about Review of the School Previously Conducted	N/A
Any Other Factors Relevant to the School	<ul style="list-style-type: none"> <li>• Enhancement – Lecture Theatre, Gymnasium and Presentation Centre <ul style="list-style-type: none"> <li>➤ Aspiring Leaders Conferences</li> <li>➤ Blood Donor Clinics</li> <li>➤ Community Use of Schools – various community arts groups</li> <li>➤ Group Theatre Presentations – Fundraisers</li> <li>➤ Local School Drama Groups</li> <li>➤ Mental Health Theatre Presentation</li> </ul> </li> </ul>

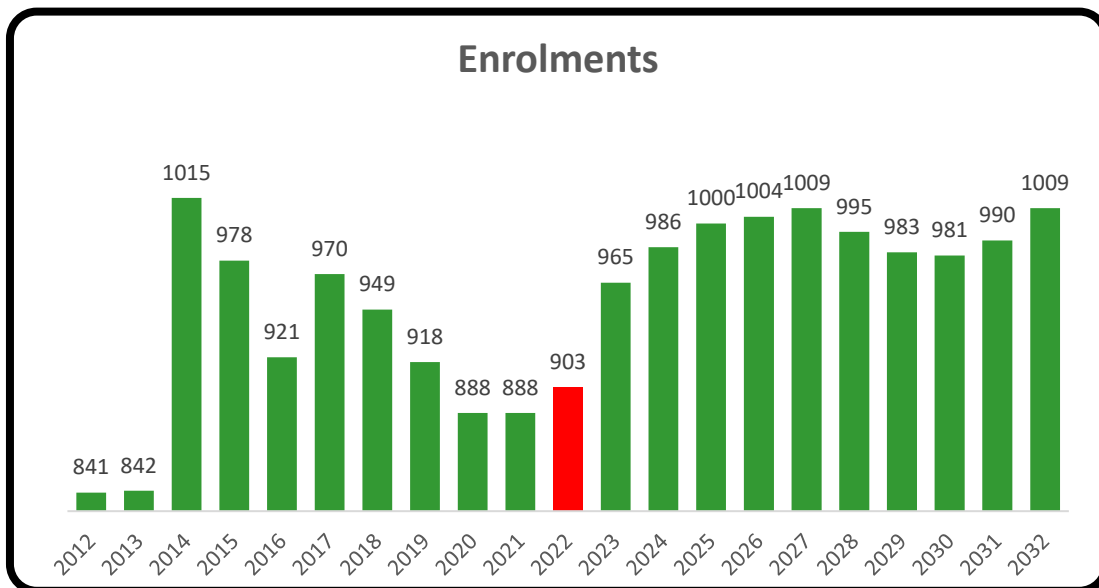
	<ul style="list-style-type: none"> <li>➤ New Glasgow Music Festival Performances</li> <li>➤ Women’s Centre Performances</li> <li>• Gymnasium <ul style="list-style-type: none"> <li>➤ Basketball Camps</li> <li>➤ Basketball Nova Scotia Provincials – yearly different levels</li> <li>➤ Community Use of Schools – various community athletic groups such as basketball, lacrosse, track and field and volleyball</li> <li>➤ School Sport Nova Scotia over 30 school teams</li> </ul> </li> </ul>
--	---

**School Feeder System – Celtic Family of Schools**



## Enrolments

	Year	Enrolment
Historic Enrolments (10 years) (In 2014 North Nova Education Centre's configuration changed from a 10-12 to 9-12). This would account for the increase in the enrolment in 2014.	2012	841
	2013	842
	2014	1015
	2015	978
	2016	921
	2017	970
	2018	949
	2019	918
	2020	888
	2021	888
<b>Current Enrolment (as of September 30<sup>th</sup>)</b>	<b>2022</b>	<b>903</b>
Projected Enrolments (next 10 years)	2023	965
	2024	986
	2025	1000
	2026	1004
	2027	1009
	2028	995
	2029	983
	2030	981
	2031	990
	2032	1009



## Community/Municipal Context

### Geographic Area

Additional Information regarding Community/Municipal context can be found through the various links within Appendix F.



### Closest Schools

1. Northumberland Regional High – 11.8 km/10 minutes
2. Pictou Academy – 19.9 km/16 minutes

### Future Considerations

The CCRCE Long Range outlook (LRO) provides an extensive amount of information on CCRCE, its schools including North Nova Education Centre, its feeder schools and the greater educational community. The contents provide a starting point for discussion, planning and consultation regarding *possible challenges* facing individual schools and a group of associated schools.

The CCRCE Long Range Outlook is used to support future processes including provision of various education programs, capital construction requests (new schools and renovations), school boundary reviews, and school reviews. It also provides a foundation for communication and engagement with school communities, School Advisory Councils, staff, municipalities and other stakeholders. This could indicate the challenge being faced that will need consideration by all parties in the future.

Communities should consider this document alongside information and data on other local services, environment, economy, built heritage, transportation/connectivity, communications, social/cultural and government aspects.

The CCRCE has developed a number of Initiating Factors in conjunction with the LRO information for consideration of a school review process(es). These Initiating Factors can be used as a mechanism by the board to assist in considering a school(s) review.

The Initiating Factors are grouped within the following five board categories:

- Demographics
- Educational Services Optimization
- Facility
- Financial
- Utilization

These factors can be seen in detail within Appendix H.

CCRCE will endeavor to continue to communicate with schools and their communities to develop a better understanding of the information in this section. This includes how it can be used to identify and support the needs of individual schools and groups of schools, such as the feeder system with this educational facility.

# North River Elementary School

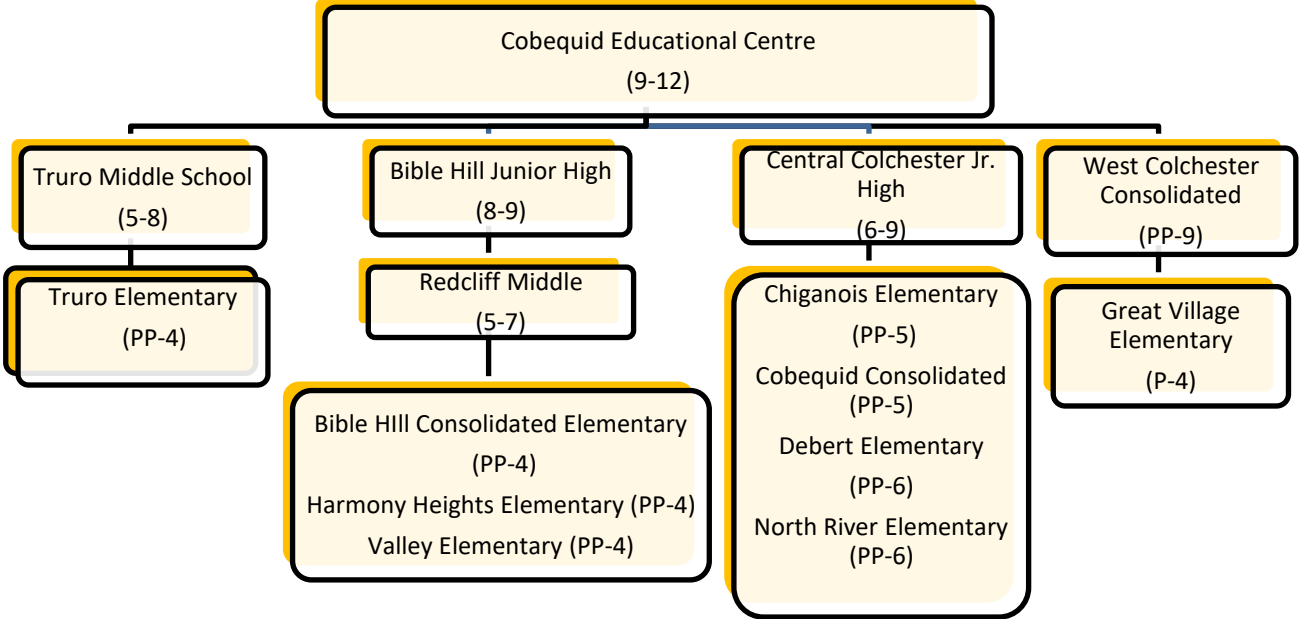
## Cobequid Family of Schools



Address	80 Mountain Lee Road North River, N.S. B6L 6M2
Grade Configuration	PP-6
Age of Facility	61 (1961)
Square Footage	29,048
Additions	1964 & 2007
Number of Stories with Teaching Spaces	1
Number of Portable Teaching Spaces/Classrooms	0
Current School Capacity (permanent structures only)	325 (13 classrooms)
School Utilization	13%
Specific (Specialized) Programming Offered at the School	<ul style="list-style-type: none"> <li>• Child &amp; Youth Care Practitioner (CYCP)</li> <li>• Core French Specialist</li> <li>• French Mentor Learning Support Teachers (Resource and Learning Centre)</li> <li>• Literacy Mentor</li> <li>• Mathematics Mentor</li> <li>• Pre-Primary</li> <li>• Reading Recovery</li> <li>• Regional Intensive Mathematics Support Teacher</li> <li>• School Psychology Services</li> <li>• SchoolsPlus</li> <li>• Speech Language Pathologist</li> </ul>
Provincially approved addition and alteration projects or other major capital upgrades, including dates completed (if applicable)	<ul style="list-style-type: none"> <li>• 2013 Roof – replaced section</li> <li>• 2018 Playground – upgraded (eastside)</li> <li>• 2019 Playground – upgraded</li> <li>• 2021 Playground – upgraded</li> <li>• 2022 Outdoor Classroom</li> </ul>
Current Overall Building Condition	<ul style="list-style-type: none"> <li>• Good</li> </ul>
Future Considerations	<ul style="list-style-type: none"> <li>• Blue Light System</li> </ul>

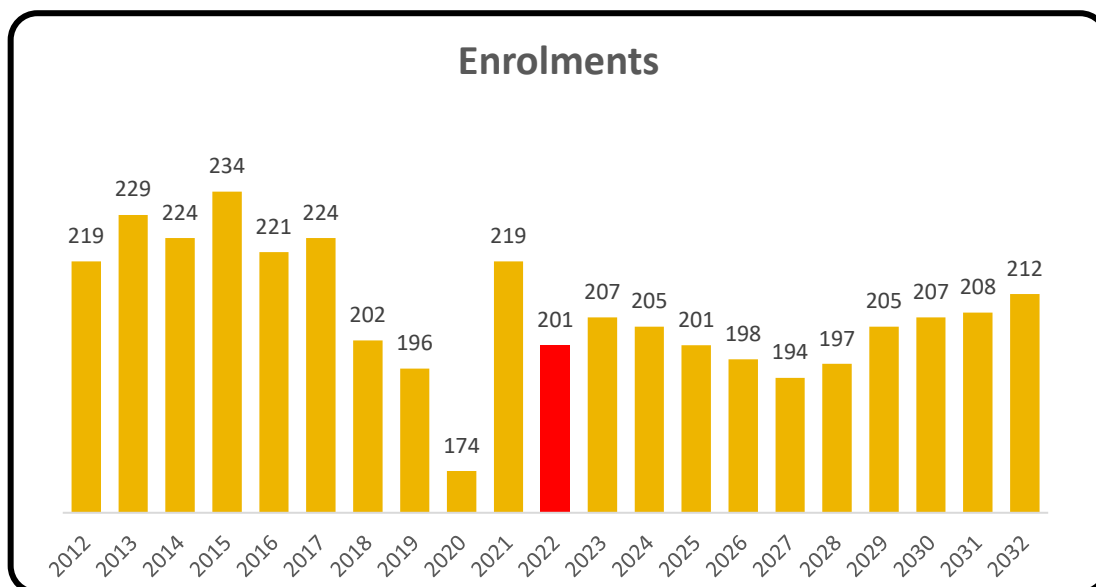
	<ul style="list-style-type: none"> <li>• Drainage along driveway</li> <li>• Fence – east side of playground</li> <li>• Parking area – bus loop</li> <li>• Roof - replace sections</li> </ul>
Information about Review of the School Previously Conducted	N/A
Any Other Factors Relevant to the School	<ul style="list-style-type: none"> <li>• Community Based RCMP Liaison Officer</li> <li>• School Health Partnership Nurse</li> </ul>

**School Feeder System – Cobequid Family of School**



## Enrolments

	Year	Enrolment	
Historic Enrolments (past 10 years)	2012	219	
	2013	229	
	2014	224	
	2015	234	
	2016	221	
	2017	224	
	2018	202	
	2019	196	
	2020	174	
	2021	219	
<b>Current Enrolment (as of September 30<sup>th</sup>) – includes Pre-Primary</b>		<b>2022</b>	<b>201</b>
Projected Enrolments (next 10 years) – includes Pre-Primary	2023	207	
	2024	205	
	2025	201	
	2026	198	
	2027	194	
	2028	197	
	2029	205	
	2030	207	
	2031	208	
	2032	212	





## Community/Municipal Context

### Geographic Area

Additional Information regarding Community/Municipal context can be found through the various links within Appendix F.



### Closest Schools

1. Valley Elementary – 5.1 km/5 minutes  
Truro Middle School – 7.5 km/12 minutes
2. Bible Hill Consolidated – 4.4 km/5 minutes  
Truro Middle School – 7.5 km/12 minutes

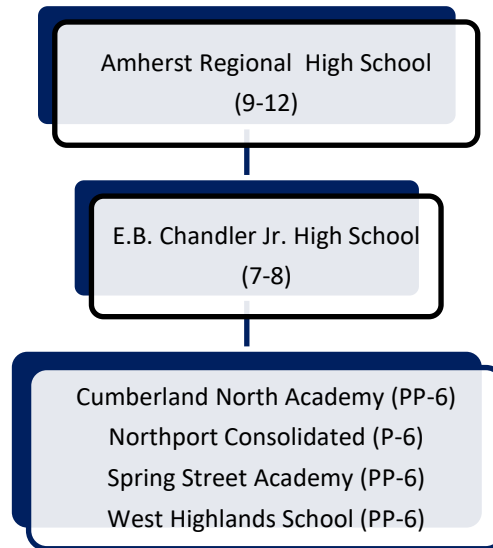
# Northport Consolidated Elementary School

## Chignecto Family of Schools



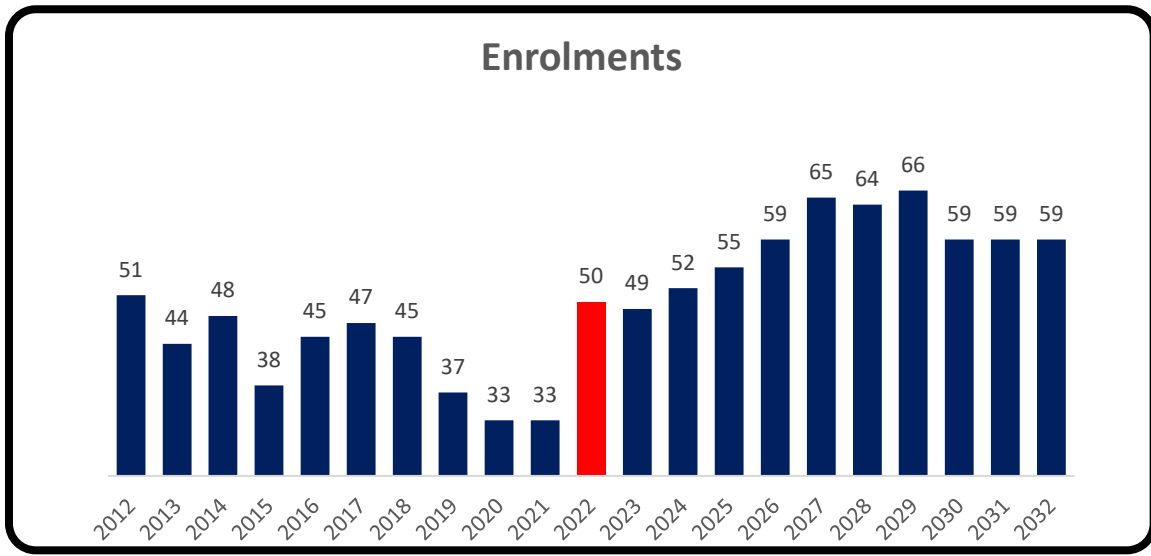
Address	7110 Highway 366 Northport, N.S. BOL 1EO
Grade Configuration	P-6
Age of Facility	55 (1967)
Square Footage	9,556
Number of Stories with Teaching Spaces	1
Number of Portable Teaching Spaces/Classrooms	0
Current School Capacity (permanent structures only)	75 (3 classrooms)
School Utilization	67%
Specific (Specialized) Programming Offered at the School	<ul style="list-style-type: none"> <li>• Literacy Mentor</li> <li>• Roots of Empathy</li> <li>• SchoolsPlus</li> </ul>
Provincially approved addition and alteration projects or other major capital upgrades, including dates completed (if applicable)	<ul style="list-style-type: none"> <li>• 2013 Fire safety - upgraded</li> <li>• 2017 Fire alarm panel - replaced</li> <li>• 2022 LED lighting – installed</li> <li>• 2022 Outdoor Classroom</li> <li>• 2022 Roof – section replaced</li> </ul>
Current Overall Building Condition	Satisfactory
Future Considerations	<ul style="list-style-type: none"> <li>• Interior painting – required</li> <li>• Main office - relocate</li> <li>• PA system - replace</li> <li>• Roofing – replace section</li> <li>• Safe entrance</li> <li>• Washroom - upgrade</li> <li>• Windows - replace sections</li> </ul>
Information about Review of the School Previously Conducted	N/A
Any Other Factors Relevant to the School	<ul style="list-style-type: none"> <li>• Community Garden (in season)</li> <li>• Maggie's Place Community Pre-School Pop-Up Program</li> </ul>

## School Feeder System – Chignecto Family of Schools



### Enrolments

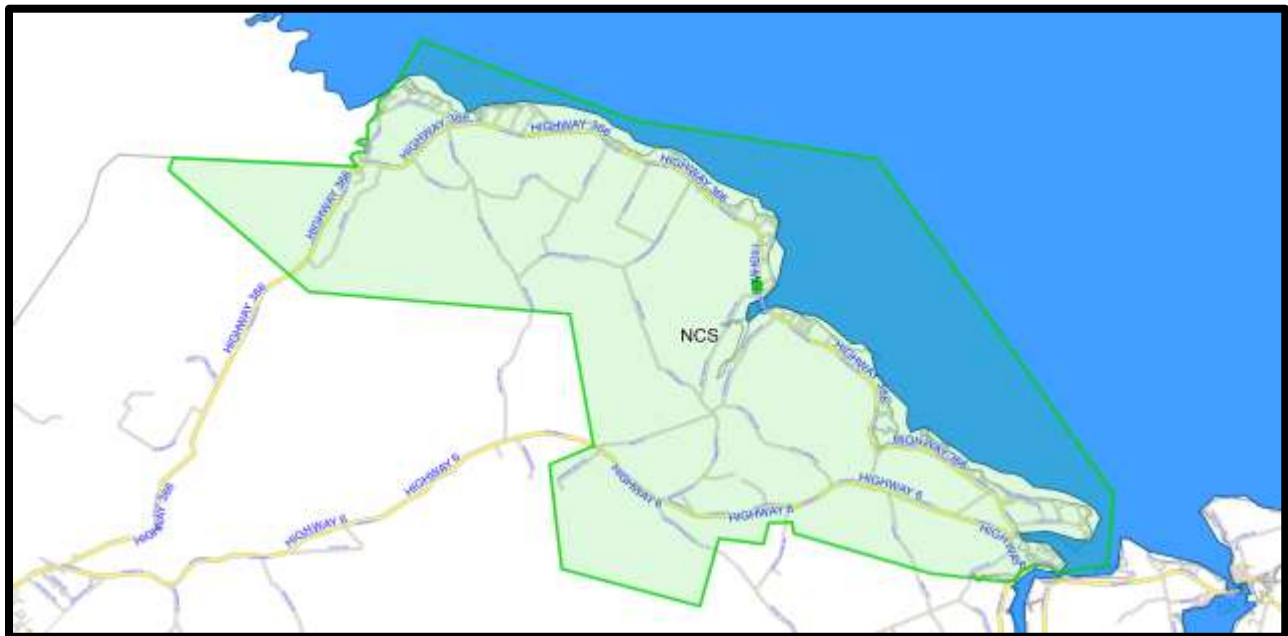
	Year	Enrolment
Historic Enrolments (past 10 years) <sup>4</sup>	2012	51
	2013	44
	2014	48
	2015	38
	2016	45
	2017	47
	2018	45
	2019	37
	2020	33
	2021	33
<b>Current Enrolment (as of September 30th)</b>	<b>2022</b>	<b>50</b>
Projected Enrolments (next 10 years)	2023	49
	2024	52
	2025	55
	2026	59
	2027	65
	2028	64
	2029	66
	2030	59
	2031	59
	2032	59



## Community/Municipal Context

### Geographical Area

Additional Information regarding Community/Municipal context can be found through the various links within Appendix F.



### Closest Schools

1. Cyrus Eaton Elementary School – 24.1 km/21 minutes
2. Oxford Regional Education Centre – 32.3 km/25 minutes

# Northumberland Regional High

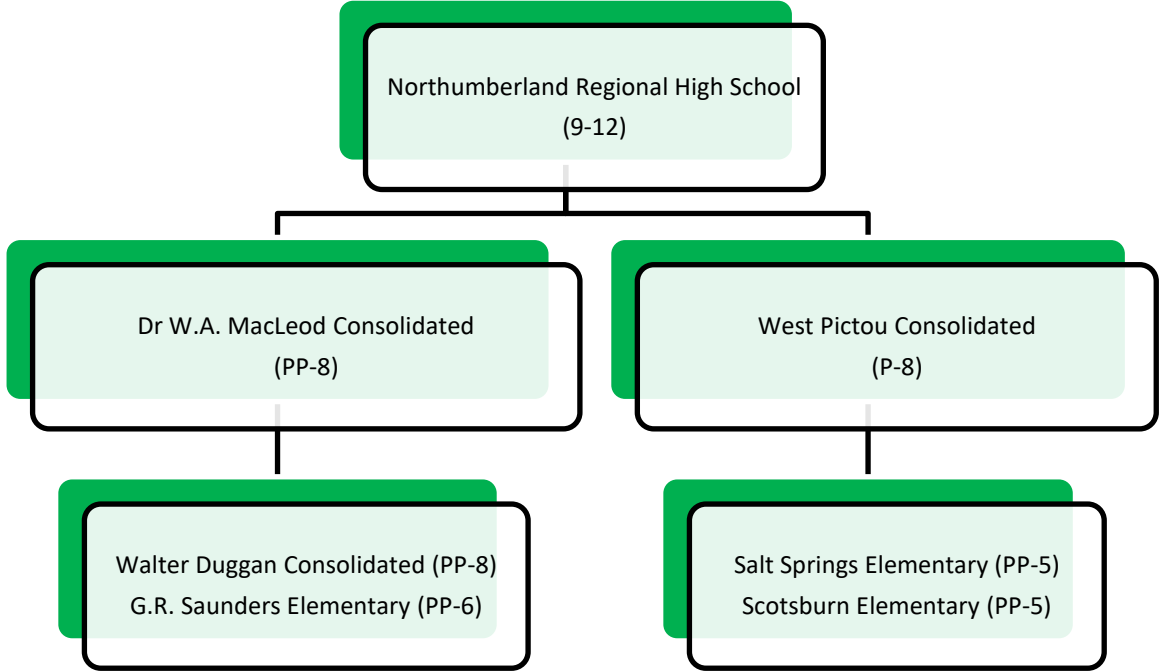
## Celtic Family of Schools



Address	104 Alma Road, Alma Westville, N.S. B0K 2A0
Grade Configuration	9-12
Age of Facility	19 (2003)
Square Footage	152,206
Number of Stories with Teaching Spaces	2
Number of Portable Teaching Spaces/Classrooms	0
Current School Capacity (permanent structures only)	1479 (59 classrooms)
School Utilization	65%
Specific (Specialized) Programming Offered at the School	<ul style="list-style-type: none"> <li>• Addictions Counselling</li> <li>• African Nova Scotian Support Worker</li> <li>• Big Brothers/Big Sisters</li> <li>• Boys Group</li> <li>• Breakfast Program</li> <li>• Bring Your Own Technology</li> <li>• Career Connection</li> <li>• Career Exploration</li> <li>• Co-operative Education</li> <li>• French Immersion (Grades 9-12)</li> <li>• Girls on Fire</li> <li>• Integrated French (Grades 9-12)</li> <li>• International Baccalaureate</li> <li>• Karma Closet</li> <li>• Learning Centre</li> <li>• Librarian</li> <li>• Mindfulness Coaching</li> <li>• RCMP Liaison</li> <li>• Restorative Approach</li> <li>• SchoolsPlus</li> <li>• School Resource Worker</li> <li>• Social and Emotional Program</li> <li>• Special Education</li> </ul>

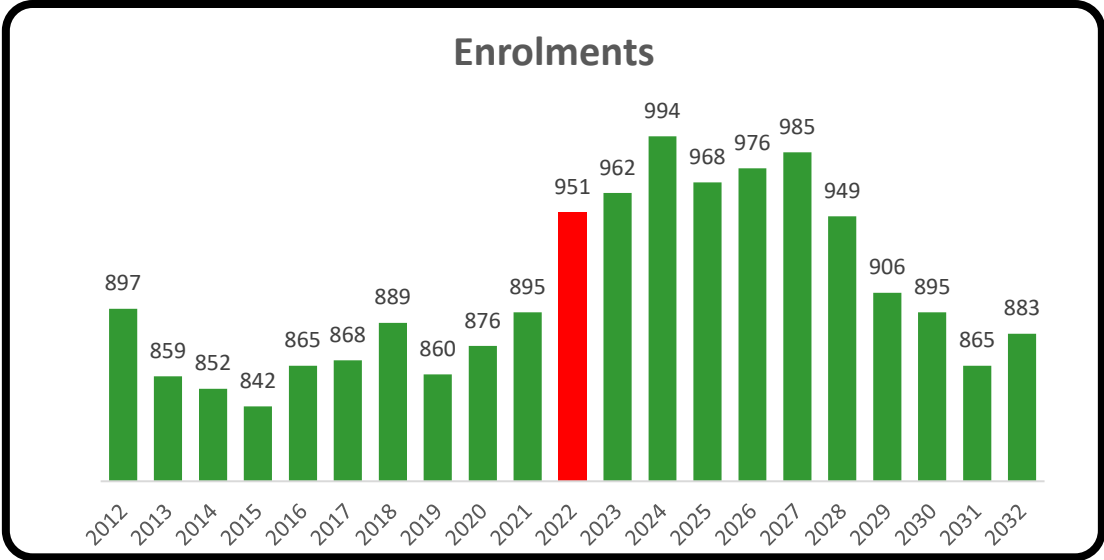
<p>Provincially approved addition and alteration projects or other major capital upgrades, including dates completed (if applicable)</p>	<ul style="list-style-type: none"> <li>• 2012 Plumbing – upgraded</li> <li>• 2014 Heating – upgraded</li> <li>• 2018 Gym floor – refinished</li> <li>• 2020 Boiler gasket - repaired</li> <li>• 2021 Air Handling Unit – replaced drive</li> <li>• 2021 Asphalt - repaired on the main entry and access to the back of the school.</li> <li>• 2021 Gym floor – refinished</li> <li>• 2021 Roof – repaired in gym area</li> <li>• 2021 Washroom – sight lines changed and partial wall removed and refinished in two washrooms.</li> <li>• 2023 Heat pump for main server room – replaced</li> <li>• 2023 Motors on heat wheels - replaced</li> </ul>
<p>Current Overall Building Condition</p> <p>Future Considerations</p>	<p>Good</p> <ul style="list-style-type: none"> <li>• Asphalt repair and replacement</li> <li>• Consider washroom upgrade to gender neutral washroom</li> <li>• Humidifiers need replacement</li> <li>• Roofing - replace section</li> <li>• Interior painting – required</li> <li>• Upgrade parking lot lighting to LED</li> </ul>
<p>Information about Review of the School Previously Conducted</p>	<p>N/A</p>
<p>Any Other Factors Relevant to the School</p>	<ul style="list-style-type: none"> <li>• 4H – weekly</li> <li>• Blood Donor Clinics</li> <li>• Community Theater Presentations</li> <li>• Adult Community Badminton – 1/week</li> <li>• Adult Community Basketball – 2/week</li> <li>• Enhancements – Lecture Theatre and Gymnasium</li> <li>• Fitness Centre</li> <li>• Gaga Pit - installed</li> <li>• Greenhouse</li> <li>• Outdoor Basketball Courts</li> <li>• Outdoor Soccer Field</li> <li>• Pictou County Lightning- 2-3 times per week</li> <li>• Pipe and Drum Band – 2/week</li> <li>• Presentation Centre</li> <li>• SNAPS Photography Group</li> <li>• Trails</li> </ul>

# Feeder System – Celtic Family of Schools



## Enrolments

	Year	Enrolment	
Historic Enrolments (past 10 years)	2012	897	
	2013	859	
	2014	852	
	2015	842	
	2016	865	
	2017	868	
	2018	889	
	2019	860	
	2020	876	
	2021	895	
<b>Current Enrolment (as of September 30th)</b>		<b>2022</b>	<b>951</b>
Projected Enrolments (next 10 years)	2023	962	
	2024	994	
	2025	968	
	2026	976	
	2027	985	
	2028	949	
	2029	906	
	2030	895	
	2031	865	
	2032	883	



## Community/Municipal Context

### Geographic Area

Additional Information regarding Community/Municipal context can be found through the various links within Appendix F.





## **Closest Schools**

1. North Nova Education Centre – 12.1 km/11 minutes
2. Pictou Academy – 15.3 km/15 minutes

## **Future Considerations**

The CCRCE Long Range outlook (LRO) provides an extensive amount of information on CCRCE, its schools including Northumberland Regional High School, its feeder schools and the greater educational community. The contents provide a starting point for discussion, planning and consultation regarding *possible challenges* facing individual schools and a group of associated schools.

The CCRCE Long Range Outlook is used to support future processes including provision of various education programs, capital construction requests (new schools and renovations), school boundary reviews, and school reviews. It also provides a foundation for communication and engagement with school communities, School Advisory Councils, staff, municipalities and other stakeholders. This could indicate the challenge being faced that will need consideration by all parties in the future.

Communities should consider this document alongside information and data on other local services, environment, economy, built heritage, transportation/connectivity, communications, social/cultural and government aspects.

The CCRCE has developed a number of Initiating Factors in conjunction with the LRO information for consideration of a school review process(es). These Initiating Factors can be used as a mechanism by the board to assist in considering a school(s) review.

The Initiating Factors are grouped within the following five board categories:

- Demographics
- Educational Services Optimization
- Facility
- Financial
- Utilization

These factors can be seen in detail within Appendix H.

CCRCE will endeavor to continue to communicate with schools and their communities to develop a better understanding of the information in this section. This includes how it can be used to identify and support the needs of individual schools and groups of schools, such as the feeder system with this educational facility.

# Oxford Regional Education Centre

## Chignecto Family of Schools



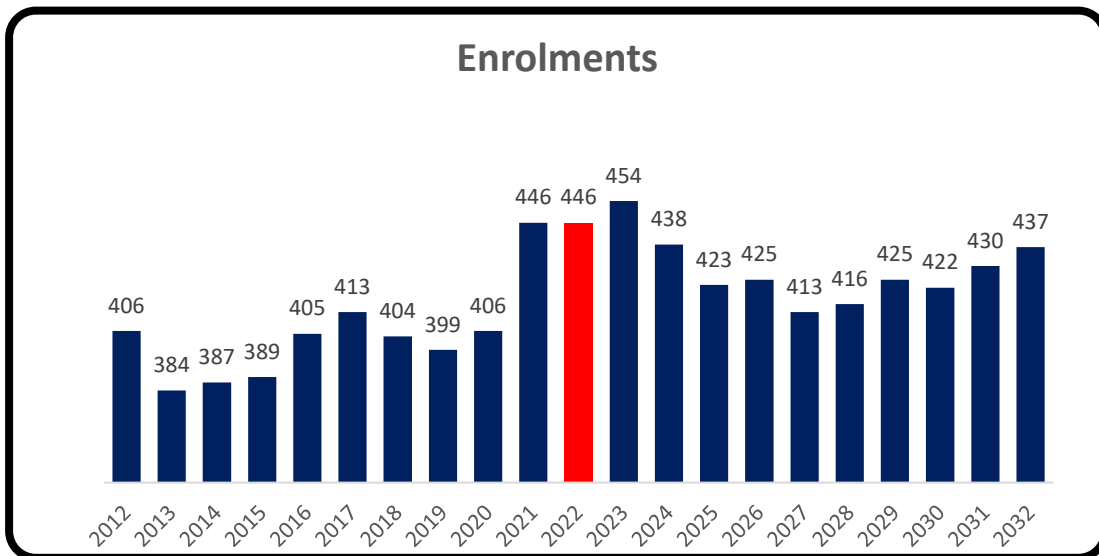
Address	249 Lower Main Street Oxford, N.S. B0M 1P0
Grade Configuration	PP-12
Age of Facility	13 (2009)
Square Footage	86,810
Number of Stories with Teaching Spaces	3
Number of Portable Teaching Spaces/Classrooms	0
Current School Capacity (permanent structures only)	549 (26 classrooms)
School Utilization	81%
Specific (Specialized) Programming Offered at the School	<ul style="list-style-type: none"> <li>• Adventure Based Learning Activities</li> <li>• After School Physical Activity Program (SchoolsPlus)</li> <li>• Athletics Program (Grades 7-12) Badminton, Basketball, Golf, Table Tennis, Track &amp; Field, Skiing, Soccer and Softball</li> <li>• Early Literacy Support</li> <li>• Enhanced Program Support (pilot)</li> <li>• In-School Suspension</li> <li>• Learning Centre (grades 7-12)</li> <li>• Learning Disabled Program</li> <li>• Librarian</li> <li>• Literacy Mentor</li> <li>• Musical Productions</li> <li>• Nurse Practitioner</li> <li>• Options &amp; Opportunities Program (O<sub>2</sub>)</li> <li>• P-6 Learning Centre</li> <li>• Pre-Primary</li> <li>• Reading Recovery</li> <li>• Refresh Committee (students) – Facilities Beautification</li> <li>• Restorative Approach</li> </ul>

	<ul style="list-style-type: none"> <li>• SchoolsPlus</li> <li>• Second Step Program</li> <li>• Social and Emotional Program</li> <li>• Special Education</li> <li>• Youth Health Centre</li> </ul>
Provincially approved addition and alteration projects or other major capital upgrades, including dates completed (if applicable)	<ul style="list-style-type: none"> <li>• 2013 Phone system – upgraded</li> <li>• 2015 Masonry – repaired</li> <li>• 2020 Lighting panel – upgraded</li> <li>• 2022 Pre-Primary fence - installed</li> </ul>
Current Overall Building Condition	<ul style="list-style-type: none"> <li>• Good</li> </ul>
Future Considerations	<ul style="list-style-type: none"> <li>• Concrete sidewalk – required</li> <li>• Gym &amp; cafeteria – lighting fixtures</li> <li>• Roof – replace sections</li> </ul>
Information about Review of the School Previously Conducted	N/A
Any Other Factors Relevant to the School	<ul style="list-style-type: none"> <li>• Elementary Exploratories <ul style="list-style-type: none"> <li>• Learn to Fish/Farm Safety (Grade 4)</li> <li>• Learn to Swim (Grade 3)</li> <li>• Outdoor Education (Grade 6)</li> <li>• Skating Program (P-2)</li> <li>• Ski Wee Program (Grade 5)</li> </ul> </li> <li>• Nature Trail Development</li> <li>• Outdoor Classroom Development</li> <li>• Public Health <i>Healthy Relations for Youth</i> (once per week)</li> <li>• TAG Groups (Grades 7-12) (Teacher Advisory Groups)</li> <li>• YMCA After School Program</li> <li>• YMCA Childcare for ages 18 months to 3 years</li> </ul>

**School Feeder System – Chignecto Family of Schools**

Oxford Regional Education Centre  
(PP-12)

Enrolments			
Historic Enrolments (past 10 years)	2012	406	
	2013	384	
	2014	387	
	2015	389	
	2016	405	
	2017	413	
	2018	404	
	2019	399	
	2020	406	
	2021	446	
<b>Current Enrolment (as of September 30th) – includes Pre-Primary</b>		<b>2022</b>	<b>446</b>
Projected Enrolments (next 10 years) – includes Pre-Primary	2023	454	
	2024	438	
	2025	423	
	2026	425	
	2027	413	
	2028	416	
	2029	425	
	2030	422	
	2031	430	
	2032	437	



## Community/Municipal Context

### Geographical Area

Additional Information regarding Community/Municipal context can be found through the various links within Appendix F.



### Closest Schools

1. Junction Road Elementary – 19.3 km/16 minutes  
Springhill Jr/Sr High School – 20.2 km/18 minutes
2. Cyrus Eaton Elementary – 25.7 km/22 minutes  
Pugwash District High School – 26 km/22 minutes

### Future Considerations

The CCRCE Long Range outlook (LRO) provides an extensive amount of information on CCRCE, its schools including Oxford Regional Education Centre, its feeder schools and the greater educational community. The contents provide a starting point for discussion, planning and consultation regarding *possible challenges* facing individual schools and a group of associated schools.

The CCRCE Long Range Outlook is used to support future processes including provision of various education programs, capital construction requests (new schools and renovations), school boundary reviews, and school reviews. It also provides a foundation for communication and engagement with school

communities, School Advisory Councils, staff, municipalities and other stakeholders. This could indicate the challenge being faced that will need consideration by all parties in the future.

Communities should consider this document alongside information and data on other local services, environment, economy, built heritage, transportation/connectivity, communications, social/cultural and government aspects.

The CCRCE has developed a number of Initiating Factors in conjunction with the LRO information for consideration of a school review process(es). These Initiating Factors can be used as a mechanism by the board to assist in considering a school(s) review.

The Initiating Factors are grouped within the following five board categories:

- Demographics
- Educational Services Optimization
- Facility
- Financial
- Utilization

These factors can be seen in detail within Appendix H.

CCRCE will endeavor to continue to communicate with schools and their communities to develop a better understanding of the information in this section. This includes how it can be used to identify and support the needs of individual schools and groups of schools, such as the feeder system with this educational facility.

# Parrsboro Regional Elementary School

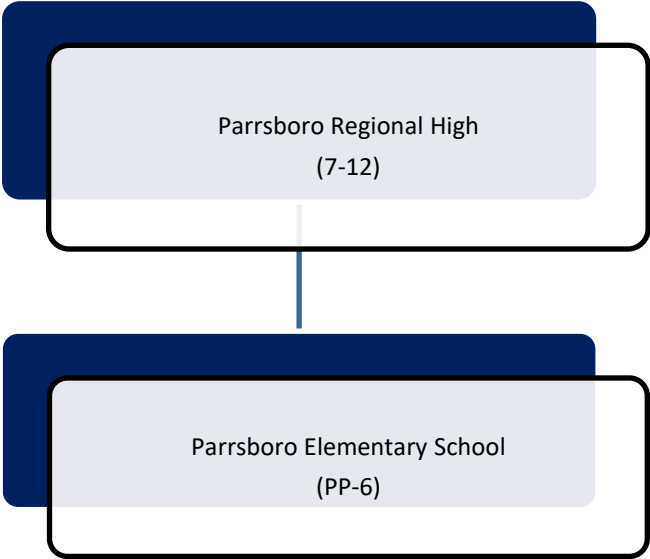
## Chignecto Family of Schools



Address	43 School Street Parrsboro, N.S. B0M 1S0
Grade Configuration	PP-6
Age of Facility	50 (1972)
Square Footage	25,897
Number of Stories with Teaching Spaces	2
Number of Portable Teaching Spaces/Classrooms	0
Current School Capacity (permanent structures only)	299 (12 classrooms)
School Utilization	57%
Specific (Specialized) Programming Offered at the School	<ul style="list-style-type: none"> <li>• After School Physical Activity Program – (seasonal)</li> <li>• Elementary Instrumental Beginner Band Program (Grades 3 to 6)</li> <li>• Guidance Support Teacher</li> <li>• Intensive Math Support (rotates with circuit schools...6-week blocks – Sept. to Oct. and Feb. to March)</li> <li>• Pre-Primary</li> <li>• SchoolsPlus</li> <li>• Clinician &amp; Outreach Worker Support</li> <li>• Youth on the Move/YMCA Sessions (weekly)</li> </ul>
Provincially approved addition and alteration projects or other major capital upgrades, including dates completed (if applicable)	<ul style="list-style-type: none"> <li>• 2013 Grounds – paving</li> <li>• 2019 Fire alarm – upgraded</li> <li>• 2019 Hallway tile – replaced</li> <li>• 2022 Building controls – installed</li> <li>• 2022 Outdoor Classroom</li> </ul>
Current Overall Building Condition	<ul style="list-style-type: none"> <li>• Satisfactory</li> </ul>
Future Considerations	<ul style="list-style-type: none"> <li>• Fire code - upgrades</li> </ul>

	<ul style="list-style-type: none"> <li>• Front entrance work</li> <li>• Gym heater - replace</li> <li>• Interior painting</li> <li>• PA system - upgrade</li> <li>• Roofing - replace section</li> <li>• Steps – cement detaching</li> </ul>
Information about Review of the School Previously Conducted	N/A
Any Other Factors Relevant to the School	<ul style="list-style-type: none"> <li>• Maggie’s Place Pop-Up Program (once per week) Y Girls</li> <li>• Mental Health Services (for area youth on caseload)</li> <li>• Mini Basketball</li> <li>• Parrsboro Active Living Programs (varies through seasons)</li> <li>• Spin Cycle Classes/YMCA for adults, twice per week)</li> <li>• Yoga -weekly</li> </ul>

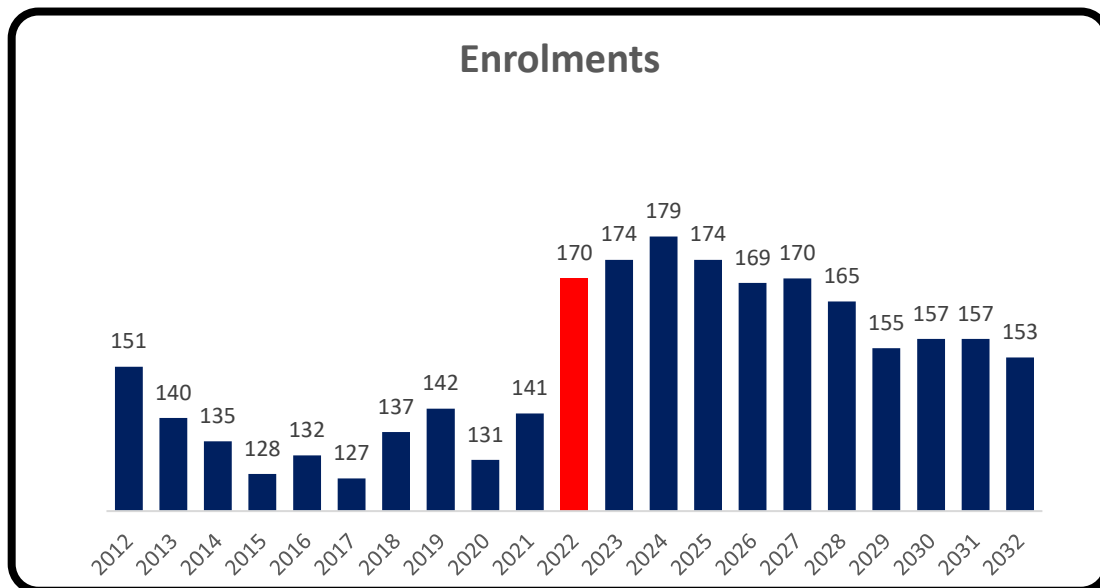
**School Feeder System – Chignecto Family of Schools**





## Enrolments

	Year	Enrolment
Historic Enrolments (past 10 years)	2012	151
	2013	140
	2014	135
	2015	128
	2016	132
	2017	127
	2018	137
	2019	142
	2020	131
	2021	161
<b>Current Enrolment (as of September 30<sup>th</sup>) – includes Pre-Primary</b>	<b>2022</b>	<b>170</b>
Projected Enrolments (next 10 years) – includes Pre-Primary	2023	174
	2024	179
	2025	174
	2026	169
	2027	170
	2028	165
	2029	155
	2030	157
	2031	157
	2032	153



## Community/Municipal Context

### Geographical Area

Additional Information regarding Community/Municipal context can be found through the various links within Appendix F.



### Closest Schools

1. River Hebert District School – 35.5 km/37 minutes
2. West End Memorial – 44.4 km/37 minutes

# Parrsboro Regional High School

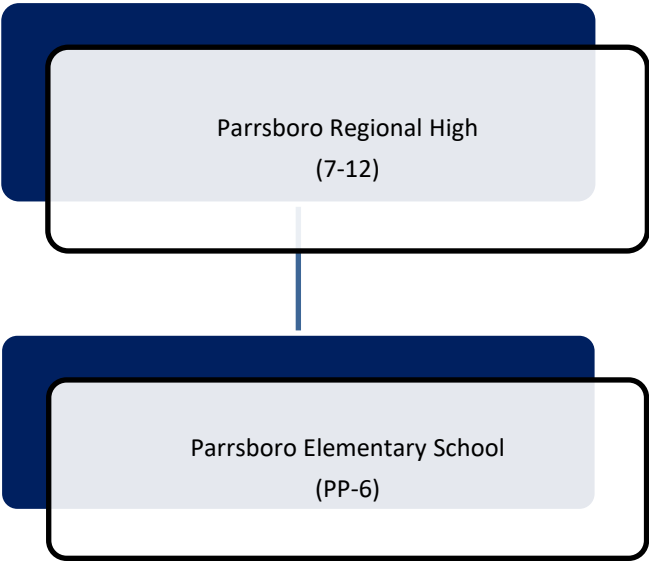
## Chignecto Family of Schools



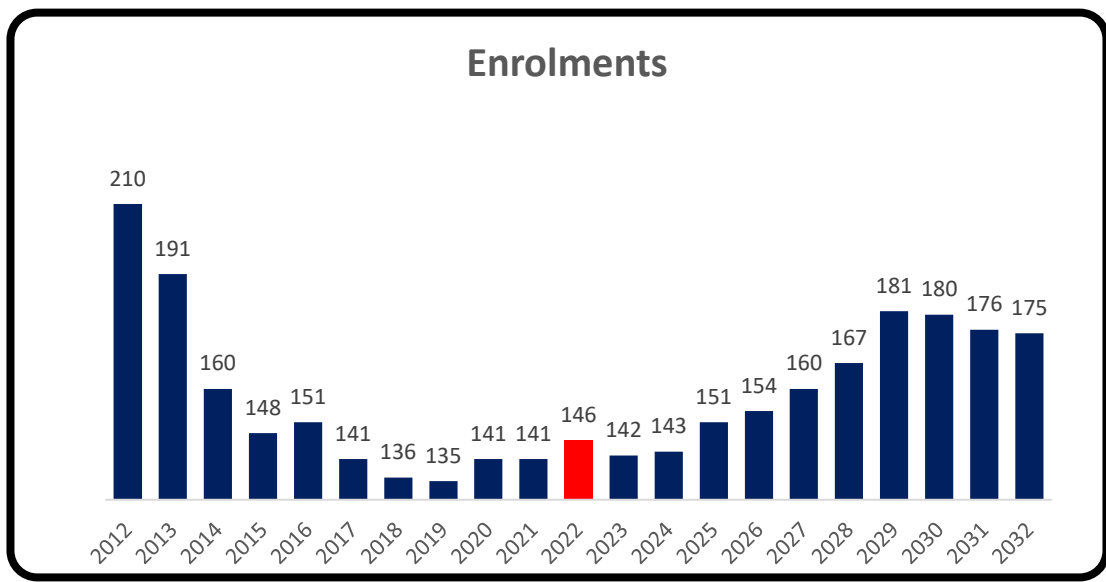
Address	109 King Street Parrsboro, N.S. B0M 1S0
Grade Configuration	7-12
Age of Facility	63 (1959)
Square Footage	33,035
Additions	1986
Number of Stories with Teaching Spaces	2
Number of Portable Teaching Spaces/Classrooms	0
Current School Capacity (permanent structures only)	367 (17 classrooms)
School Utilization	40%
Specific (Specialized) Programming Offered at the School	<ul style="list-style-type: none"> <li>• Options &amp; Opportunities Program (O<sub>2</sub>)</li> <li>• Librarian</li> <li>• Restorative Approach</li> <li>• School Guidance Support Teacher</li> <li>• Youth Health Centre</li> </ul>
	<ul style="list-style-type: none"> <li>• 2010 Grounds - paving</li> <li>• 2016 Fire Panel - updated</li> <li>• 2017 Fume Hood – installed</li> <li>• 2017 Locker Room – upgraded</li> </ul>
Current Overall Building Condition	Satisfactory
Future Considerations	<ul style="list-style-type: none"> <li>• Area of Refuge</li> <li>• Boiler replacement - required</li> <li>• Cafeteria kitchen - upgrade</li> <li>• Exterior structural - repairs</li> <li>• Interior painting - required</li> <li>• PA system - upgrade</li> <li>• Roofing – replace sections</li> <li>• Surveillance camera (inoperable)</li> <li>• Washroom – upgrade</li> </ul>

Information about Review of the School Previously Conducted	N/A
Any Other Factors Relevant to the School	<ul style="list-style-type: none"> <li>• Cumberland Recreation – occasionally</li> <li>• Down by the Bay Archery – 1 day per week</li> <li>• Fundy Geological Museum - occasionally</li> <li>• Municipality uses gym – 4-5 days per week</li> <li>• Ships Company Theatre - occasionally</li> </ul>

**School Feeder System – Chignecto Family of Schools**



Enrolments			
	Year	Enrolment	
Historic Enrolments (past 10 years)	2012	210	
	2013	191	
	2014	160	
	2015	148	
	2016	151	
	2017	141	
	2018	136	
	2019	135	
	2020	141	
	2021	141	
<b>Current Enrolment (as of September 30<sup>th</sup>)</b>		<b>2022</b>	<b>146</b>
Projected Enrolments (next 10 years)	2023	142	
	2024	143	
	2025	151	
	2026	154	
	2027	160	
	2028	167	
	2029	181	
	2030	180	
	2031	176	
	2032	175	



## Community/Municipal Context

### Geographical Area

Additional Information regarding Community/Municipal context can be found through the various links within Appendix F.



### Closest Schools

1. River Hebert District School – 35.5km/37 minutes
2. Springhill Jr/Sr High School – 45.3 km/39 minutes

### Future Considerations

The CCRCE Long Range outlook (LRO) provides an extensive amount of information on CCRCE, its schools including Parrsboro Regional High School, its feeder schools and the greater educational community. The contents provide a starting point for discussion, planning and consultation regarding *possible challenges* facing individual schools and a group of associated schools.

The CCRCE Long Range Outlook is used to support future processes including provision of various education programs, capital construction requests (new schools and renovations), school boundary reviews, and school reviews. It also provides a foundation for communication and engagement with school communities, School Advisory Councils, staff, municipalities and other stakeholders. This could indicate the challenge being faced that will need consideration by all parties in the future.

Communities should consider this document alongside information and data on other local services, environment, economy, built heritage, transportation/connectivity, communications, social/cultural and government aspects.

The CCRCE has developed a number of Initiating Factors in conjunction with the LRO information for consideration of a school review process(es). These Initiating Factors can be used as a mechanism by the board to assist in considering a school(s) review.

The Initiating Factors are grouped within the following five board categories:

- Demographics
- Educational Services Optimization
- Facility
- Financial
- Utilization

These factors can be seen in detail within Appendix H.

CCRCE will endeavor to continue to communicate with schools and their communities to develop a better understanding of the information in this section. This includes how it can be used to identify and support the needs of individual schools and groups of schools, such as the feeder system with this educational facility.

# Pictou Academy

## Celtic Family of Schools

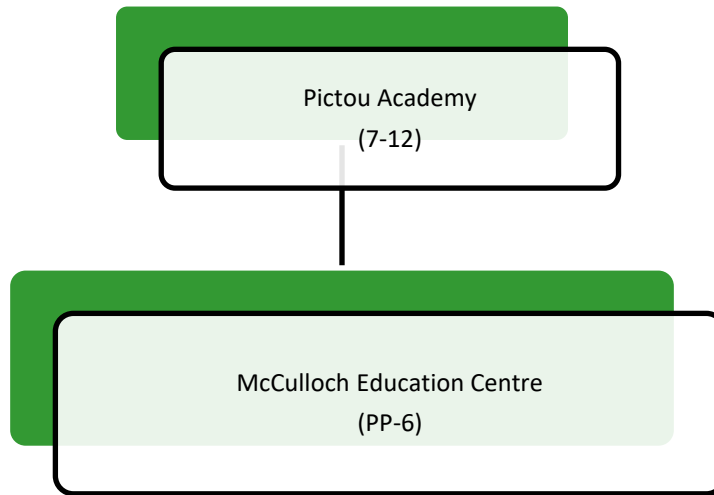


Address	200 Louise Street Pictou, N.S. B0K 1H0
Grade Configuration	7-12 (In 2020 grade configuration changed from 9-12 to 7-12)
Age of Facility	52 (1970)
Square Footage	27,624
Number of Stories with Teaching Spaces	2
Number of Portable Teaching Spaces/Classrooms	0
Current School Capacity (permanent structures only)	378 (13 classrooms)
School Utilization	49%
Specific (Specialized) Programming Offered at the School	<ul style="list-style-type: none"> <li>• Breakfast Program</li> <li>• Child Youth Care Practitioner (CYCP)</li> <li>• Community Outreach Worker</li> <li>• Co-op Education</li> <li>• English as Second Language</li> <li>• French Mentor</li> <li>• Home Trades and Child Studies (Labs)</li> <li>• Intramural Program</li> <li>• Librarian</li> <li>• Literacy Mentor</li> <li>• Mathematics Mentor</li> <li>• Mental Health Clinician</li> <li>• Options and Opportunities Program (O<sub>2</sub>)</li> <li>• Psychology and Guidance</li> <li>• Restorative Approach</li> <li>• SchoolsPlus</li> <li>• Social and Emotional Program</li> <li>• Social Worker – Adolescent Outreach Services</li> <li>• Speech Language Pathologist</li> </ul>



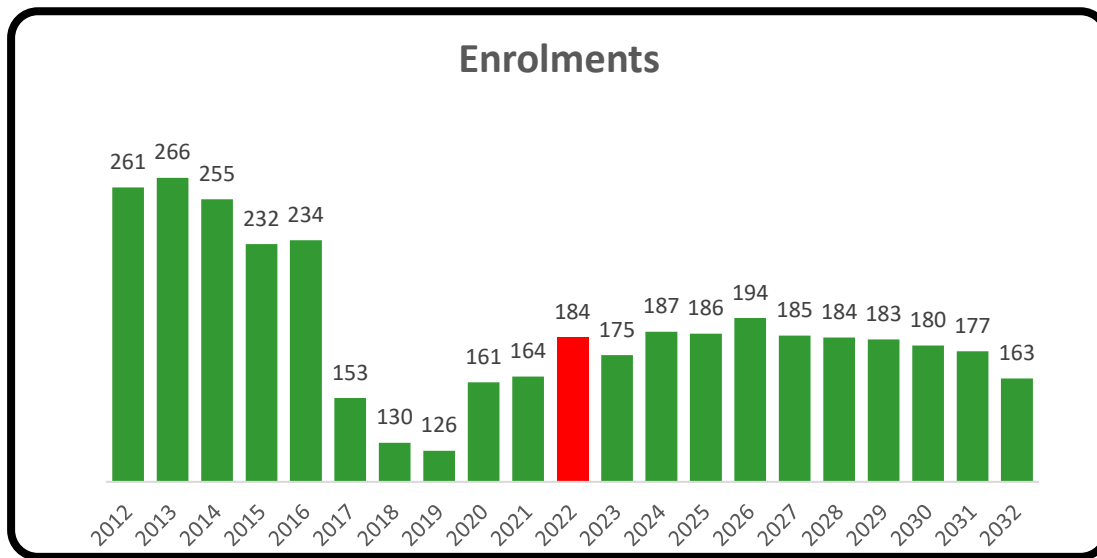
	<ul style="list-style-type: none"> <li>• Virtual High</li> <li>• Youth Health Centre</li> </ul>
Provincially approved addition and alteration projects or other major capital upgrades, including dates completed (if applicable)	<ul style="list-style-type: none"> <li>• 2011 Fire alarm panel – replaced</li> <li>• 2011 Heating boiler – replaced</li> <li>• 2013 Ceiling - replaced</li> <li>• 2017 12" x 12" Tiles coated with fire rated paint</li> <li>• 2017 Lab – renovated</li> <li>• 2017 School – painted to match colors</li> <li>• 2018 Boiler in gym – replaced</li> <li>• 2018 Locker room - refreshed</li> </ul>
Current Overall Building Condition	Satisfactory
Future Considerations	<ul style="list-style-type: none"> <li>• Brick - painting</li> <li>• Roof – replace sections</li> <li>• Windows - replace sections</li> </ul>
Information about Review of the School Previously Conducted	N/A
Any Other Factors Relevant to the School	<ul style="list-style-type: none"> <li>• Partnerships with Outside Agencies for Specific Programming: <ul style="list-style-type: none"> <li>➤ Big Brothers/Big Sisters</li> <li>➤ Brody Park (soccer field and trail)</li> <li>➤ DeCoste Centre</li> <li>➤ Department of Fisheries &amp; Agriculture</li> <li>➤ Hector Arena</li> <li>➤ IWK</li> <li>➤ Maritime Odd Fellows Home</li> <li>➤ NS Health Authority</li> <li>➤ Partnership with PAEF</li> <li>➤ PC Waste Management</li> <li>➤ Pictou County Track</li> <li>➤ Pictou Curling Club</li> <li>➤ Pictou Fire Department</li> <li>➤ Pictou Fisheries Pool</li> <li>➤ Pictou Library</li> <li>➤ Pictou United Church</li> <li>➤ Starting Blocks, Daycare</li> <li>➤ Town of Pictou</li> <li>➤ Various Businesses for Co-op</li> <li>➤ Wentworth Ski Hill</li> </ul> </li> <li>• Outside use of School/Gymnasium: <ul style="list-style-type: none"> <li>➤ Big Brothers/Big Sisters</li> <li>➤ Pictou Recreation</li> <li>➤ Summer Recreation</li> </ul> </li> </ul>

## School Feeder System – Celtic Family of Schools



## Enrolments

	Year	Enrolment
Historic Enrolments (past 10 years) <b>(The enrolments from 2012-2016 included McCulloch Junior High and Pictou Academy. In 2017 Pictou Elementary was renamed McCulloch Education Centre with students from Grades P-8. Pictou Academy moved its students to the school previously called McCulloch Junior High School with students from Grades 9-12. The former Pictou Academy was returned to the Town of Pictou as it was no longer required).</b>	2012	261
	2013	266
	2014	255
	2015	232
	2016	234
	2017	153
	2018	130
	2019	126
	2020	161
	2021	164
<b>Current Enrolment (as of September 30<sup>th</sup>)</b>	<b>2022</b>	<b>184</b>
Projected Enrolments (next 10 years)	2023	175
	2024	187
	2025	186
	2026	194
	2027	185
	2028	184
	2029	183
	2030	180
	2031	177
	2032	163



## Community/Municipal Context

### Geographic Area

Additional information regarding Community/Municipal context can be found through the various links within Appendix F.



## **Closest Schools**

1. Northumberland Regional High – 15.3 km/15 minutes  
Walter Duggan Consolidated – 18.6 km/16 minutes
2. North Nova Education Centre - 19.9 km/16 minutes  
Walter Duggan Consolidated – 18.6 km/16 minutes

## **Future Considerations**

The CCRCE Long Range outlook (LRO) provides an extensive amount of information on CCRCE, its schools including Pictou Academy, its feeder schools and the greater educational community. The contents provide a starting point for discussion, planning and consultation regarding *possible challenges* facing individual schools and a group of associated schools.

The CCRCE Long Range Outlook is used to support future processes including provision of various education programs, capital construction requests (new schools and renovations), school boundary reviews, and school reviews. It also provides a foundation for communication and engagement with school communities, School Advisory Councils, staff, municipalities and other stakeholders. This could indicate the challenge being faced that will need consideration by all parties in the future.

Communities should consider this document alongside information and data on other local services, environment, economy, built heritage, transportation/connectivity, communications, social/cultural and government aspects.

The CCRCE has developed a number of Initiating Factors in conjunction with the LRO information for consideration of a school review process(es). These Initiating Factors can be used as a mechanism by the board to assist in considering a school(s) review.

The Initiating Factors are grouped within the following five board categories:

- Demographics
- Educational Services Optimization
- Facility
- Financial
- Utilization

These factors can be seen in detail within Appendix H.

CCRCE will endeavor to continue to communicate with schools and their communities to develop a better understanding of the information in this section. This includes how it can be used to identify and support the needs of individual schools and groups of schools, such as the feeder system with this educational facility.

# Pugwash District High School

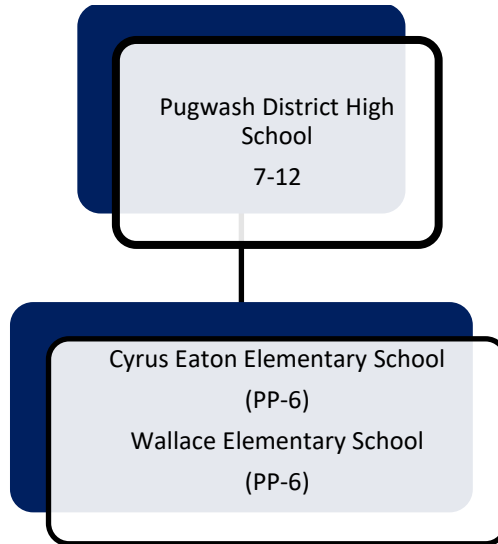
## Chignecto Family of Schools



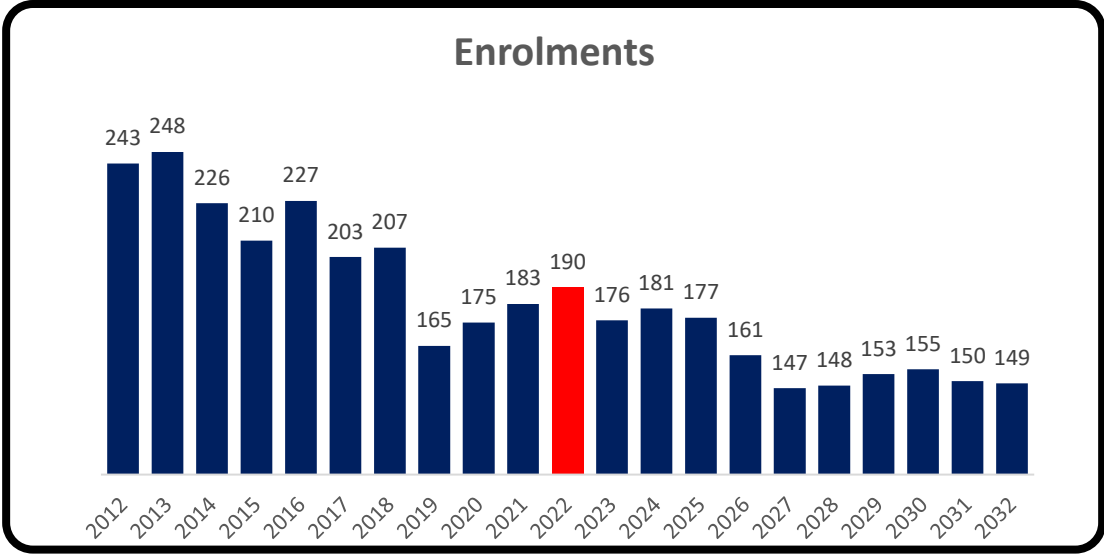
Address	192 Church Street Pugwash, N.S. B0K 1H0
Grade Configuration	7-12
Age of Facility	61 (1961)
Square Footage	74,089
Additions	1964, 1968 & 1993
Number of Stories with Teaching Spaces	2
Number of Portable Teaching Spaces/Classrooms	0
Current School Capacity (permanent structures only)	635 (27 classrooms)
School Utilization	30%
Specific (Specialized) Programming Offered at the School	<ul style="list-style-type: none"> <li>• After School Physical Activity Program</li> <li>• Art Program</li> <li>• Bring Your Own Technology</li> <li>• Comprehensive Guidance</li> <li>• Co-operative Education</li> <li>• Family Studies Technology</li> <li>• International Students Program</li> <li>• Makerspace Programs (Lego, Robotics, 3D printing, etc.)</li> <li>• Music Program</li> <li>• Options &amp; Opportunities Program (O<sub>2</sub>)</li> <li>• Restorative Approach</li> <li>• SchoolsPlus – Community Outreach Worker</li> <li>• SchoolsPlus – Mental Health Clinician</li> <li>• Social Worker Adolescent Outreach</li> <li>• Nurse Practitioner</li> <li>• Tech Ed Program</li> <li>• Skilled Trades 10</li> <li>• Virtual High School</li> <li>• Wellness Centre</li> <li>• Youth Health Centre</li> </ul>

<p>Provincially approved addition and alteration projects or other major capital upgrades, including dates completed (if applicable)</p>	<ul style="list-style-type: none"> <li>• 2012 Roof – section replaced</li> <li>• 2014 Secure entrance</li> <li>• 2014 Windows – section replaced</li> <li>• 2017 Fire safety – upgraded (between old and new building)</li> <li>• 2017 Exterior cedar – replaced with steel</li> <li>• 2017 Walkway – repaired</li> <li>• 2020 Boiler #1 – replaced</li> <li>• 2020 Walkway &amp; stairs - replaced</li> </ul>
<p>Current Overall Building Condition</p> <p>Future Considerations</p>	<p>Satisfactory</p> <ul style="list-style-type: none"> <li>• Blue Light System - installation</li> <li>• Boiler #2 – replace</li> <li>• Circulatory pumps - replace</li> <li>• Flooring – replace</li> <li>• Heating system – upgrade</li> <li>• Interior painting - required</li> <li>• PA system - replace</li> <li>• Renovation - circle part of school</li> <li>• Roof - sections</li> <li>• Ventilation system - upgrade</li> <li>• Washroom - upgrade</li> </ul>
<p>Information about Review of the School Previously Conducted</p>	<p>N/A</p>
<p>Any Other Factors Relevant to the School</p>	<ul style="list-style-type: none"> <li>• Cafeteria Services</li> <li>• Clubs include: Bike Club, Breakfast Club, Chess, Dungeons &amp; Dragons, Green Team, others as requested)</li> <li>• Committees include: International Student Ambassadors, Prom, Safe Grad, Student Council (Dance, Social Justice, Spirit, etc.) Yearbook</li> <li>• Dr. Joseph Rotblat Hall</li> <li>• Home &amp; School</li> <li>• Jean Wallace Art Gallery</li> <li>• Library</li> <li>• SAC</li> <li>• Sports Teams include: Cross Country, Soccer, Basketball, Volleyball, Track &amp; Field, Badminton, Table Tennis, Softball, Golf, Curling, Skiing and Snowboarding</li> </ul>

## School Feeder System – Chignecto Family of School



Enrolments			
	Year	Enrolment	
Historic Enrolments (past 10 years)	2012	243	
	2013	248	
	2014	226	
	2015	210	
	2016	227	
	2017	203	
	2018	207	
	2019	165	
	2020	175	
	2021	183	
<b>Current Enrolment (as of September 30th)</b>		<b>2022</b>	<b>190</b>
Projected Enrolments (next 10 years)	2023	176	
	2024	181	
	2025	177	
	2026	161	
	2027	147	
	2028	148	
	2029	153	
	2030	155	
	2031	150	
	2032	149	



## Community/Municipal Context

### Geographical Area

Additional information regarding Community/Municipal context can be found through the various links within Appendix F.





## **Closest Schools**

1. Oxford Regional Education Centre – 26.1 km/24 minutes
2. Springhill Jr/Sr High School – 46.2 km/41 minutes

## **Future Considerations**

The CCRCE Long Range outlook (LRO) provides an extensive amount of information on CCRCE, its schools including Pugwash District High School, its feeder schools and the greater educational community. The contents provide a starting point for discussion, planning and consultation regarding *possible challenges* facing individual schools and a group of associated schools.

The CCRCE Long Range Outlook is used to support future processes including provision of various education programs, capital construction requests (new schools and renovations), school boundary reviews, and school reviews. It also provides a foundation for communication and engagement with school communities, School Advisory Councils, staff, municipalities and other stakeholders. This could indicate the challenge being faced that will need consideration by all parties in the future.

Communities should consider this document alongside information and data on other local services, environment, economy, built heritage, transportation/connectivity, communications, social/cultural and government aspects.

The CCRCE has developed a number of Initiating Factors in conjunction with the LRO information for consideration of a school review process(es). These Initiating Factors can be used as a mechanism by the board to assist in considering a school(s) review.

The Initiating Factors are grouped within the following five board categories:

- Demographics
- Educational Services Optimization
- Facility
- Financial
- Utilization

These factors can be seen in detail within Appendix H.

CCRCE will endeavor to continue to communicate with schools and their communities to develop a better understanding of the information in this section. This includes how it can be used to identify and support the needs of individual schools and groups of schools, such as the feeder system with this educational facility.

# Rawdon District Elementary School

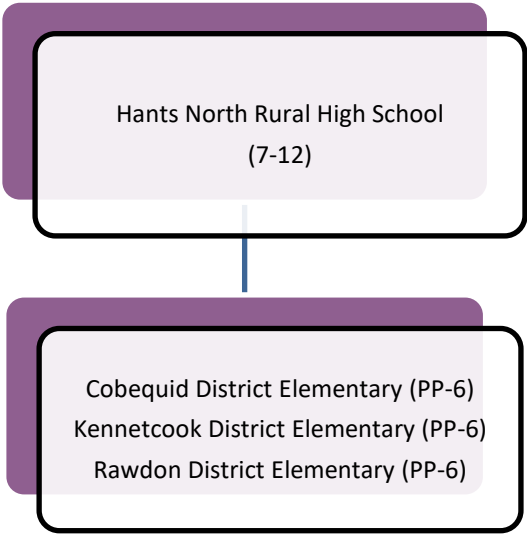
## Nova Family of Schools



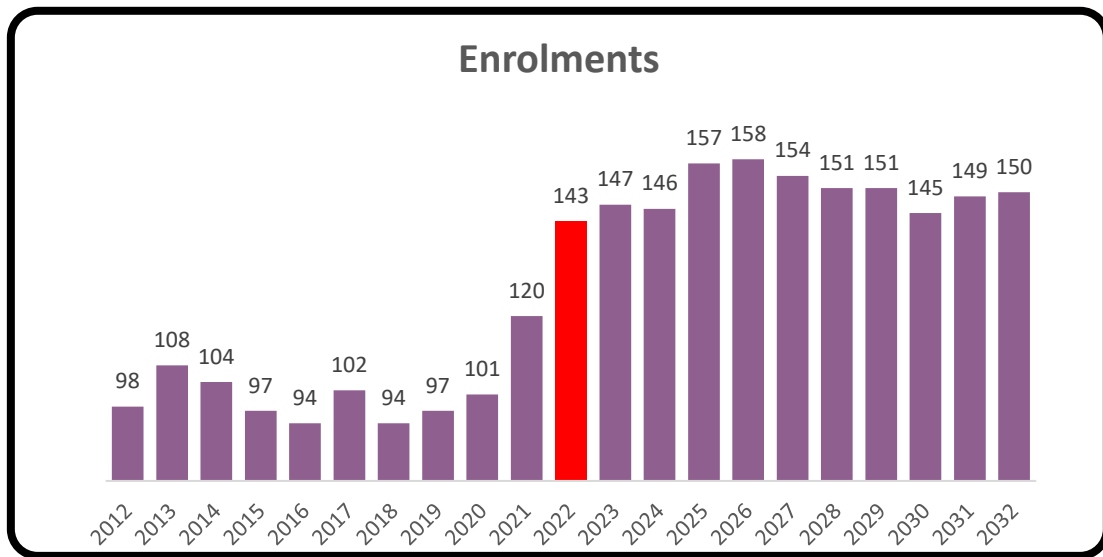
Address	3713 Highway 354 Upper Rawdon, N.S. B0N 2N0
Grade Configuration	PP-6
Age of Facility	71 (1951)
Square Footage	21,916
Additions	1962 & 1988
Number of Stories with Teaching Spaces	2
Number of Portable Teaching Spaces/Classrooms	0
Current School Capacity (permanent structures only)	175 (7 classrooms)
School Utilization	95%
Specific (Specialized) Programming Offered at the School	<ul style="list-style-type: none"> <li>• Behavior Support Model</li> <li>• Early Literacy Support (ELS)</li> <li>• Learning Centre</li> <li>• Literacy Mentor</li> <li>• Math Mentor</li> <li>• Pre-Primary</li> <li>• Reading Recovery</li> <li>• Restorative Approach</li> <li>• Social and Emotional Program <ul style="list-style-type: none"> <li>➤ Virtues</li> </ul> </li> </ul>
Provincially approved addition and alteration projects or other major capital upgrades, including dates completed (if applicable)	<ul style="list-style-type: none"> <li>• 2009 Gym floor - replaced</li> <li>• 2014 Roof – section replaced</li> <li>• 2016 Boilers/oil tank – replaced</li> <li>• 2021 Office &amp; handicap washroom – installed</li> <li>• 2021 Pre-Primary fence – installed</li> <li>• 2021 Veteran’s Memorial – installed</li> <li>• 2022 Outdoor Classroom</li> </ul>
Current Overall Building Condition	Functional
Future Considerations	<ul style="list-style-type: none"> <li>• Blue Light System</li> </ul>

	<ul style="list-style-type: none"> <li>• Classroom doors and hardware</li> <li>• Fire alarm - replace</li> <li>• Flooring - room #210 – replace</li> <li>• Grounds drainage</li> <li>• Inside sewer line - replace</li> <li>• Interior painting – required</li> <li>• LED lighting - upgrade</li> <li>• PA system - upgrade</li> <li>• Paving</li> <li>• Relocate office to main floor</li> <li>• Roof - replace sections</li> <li>• Security/controlled entrance</li> <li>• Septic pump station - upgrade</li> <li>• Siding/cladding - replace</li> <li>• Washroom - update</li> <li>• Window – replace sections</li> <li>• Hants North Rural High /Kennetcook District Elementary Schools are on the CCRCE Capital Construction List for a new P-12 school. The new school would also include the students from Cobequid District and Rawdon District Elementary Schools.</li> </ul>
Information about Review of the School Previously Conducted	N/A
Any Other Factors Relevant to the School	N/A

**School Feeder System – Nova Family of Schools**



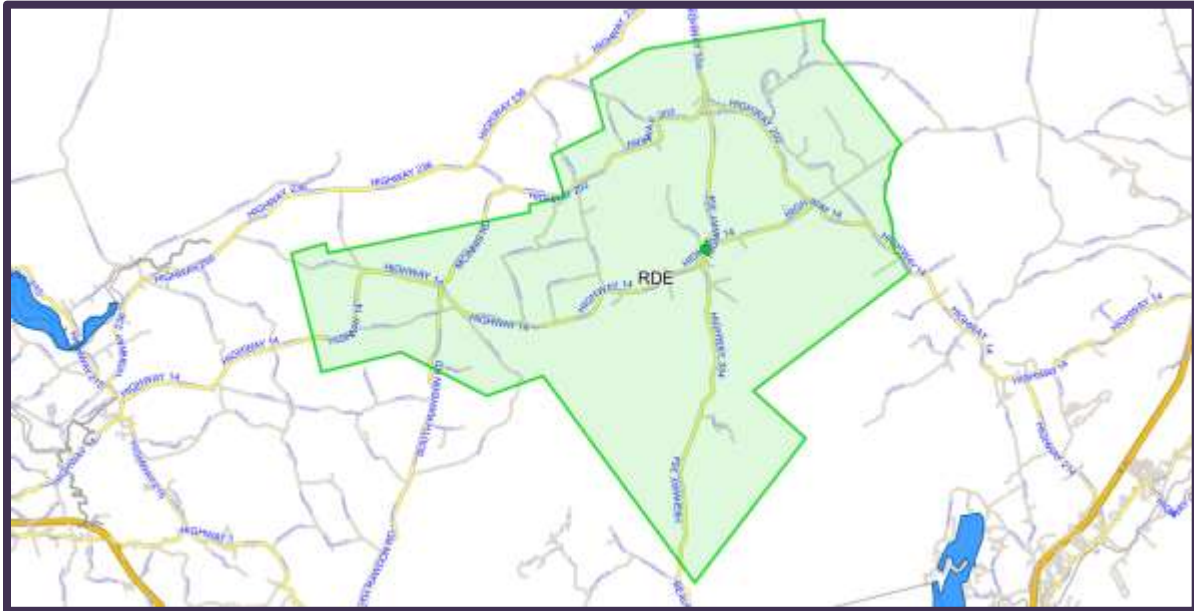
Enrolments			
	Year	Enrolment	
Historic Enrolments (past 10 years)	2012	98	
	2013	108	
	2014	104	
	2015	97	
	2016	94	
	2017	102	
	2018	94	
	2019	97	
	2020	101	
	2021	120	
<b>Current Enrolment (as of September 30<sup>th</sup>) - includes Pre-Primary</b>		<b>2022</b>	<b>143</b>
Projected Enrolments (next 10 years) – includes Pre-Primary	2023	147	
	2024	146	
	2025	157	
	2026	158	
	2027	154	
	2028	151	
	2029	151	
	2030	145	
	2031	149	
	2032	150	



## Community/Municipal Context

### Geographical Area

Additional information regarding Community/Municipal context can be found through the various links within Appendix F.



### Closest Schools

1. Cobequid District Elementary – 25.8 km/21 minutes
2. Kennetcook District Elementary – 13.1 km/15 minutes

# Redcliff Middle School

## Cobequid Family of Schools

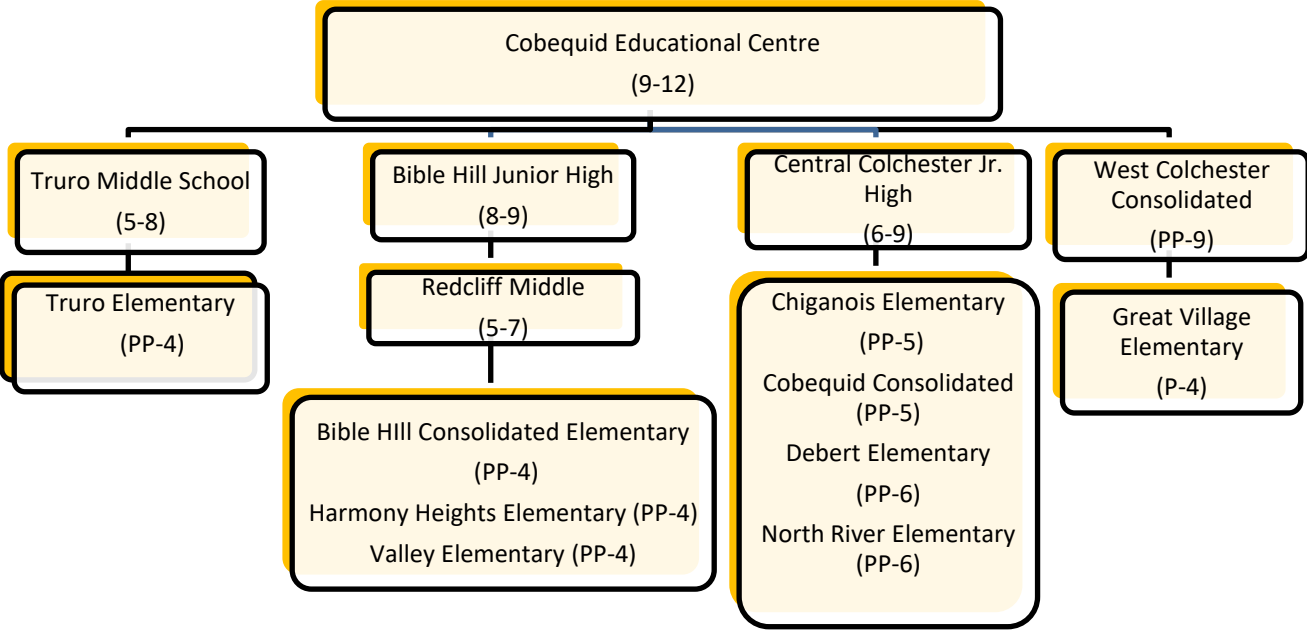


Address	33 Sunset Lane Valley, N.S. B6L 4K1
Grade Configuration	5-7
Age of Facility	24 (1998)
Square Footage	70,000
Number of Stories with Teaching Spaces	1
Number of Portable Teaching Spaces/Classrooms	0
Current School Capacity (permanent structures only)	600 (24 classrooms)
School Utilization	67%
Specific (Specialized) Programming Offered at the School	<ul style="list-style-type: none"> <li>• Anxiety Group</li> <li>• Art Club</li> <li>• Breakfast Program</li> <li>• Bring Your Own Technology</li> <li>• Chess Club</li> <li>• Exploratories</li> <li>• French Immersion (Grade 7)</li> <li>• Game On</li> <li>• Girl Empowerment</li> <li>• Girls S.T.E.A.M. Club</li> <li>• Go Zen</li> <li>• Grief Support Group</li> <li>• Heritage Fair</li> <li>• Homework Club</li> <li>• IGS (In Good Standing)</li> <li>• Innovation Fair</li> <li>• Integrated French (Grade 7)</li> <li>• Intramurals</li> <li>• Learning Disability Program</li> <li>• Librarian</li> <li>• Lunchtime Games</li> </ul>

	<ul style="list-style-type: none"> <li>• MakerSpace</li> <li>• Mathematica</li> <li>• Media Committee</li> <li>• Middle French Immersion (starting in grade 5)</li> <li>• Musical</li> <li>• Options to Anger</li> <li>• Peer Group</li> <li>• Peer Mediators</li> <li>• Restorative Approach</li> <li>• SchoolsPlus <ul style="list-style-type: none"> <li>➤ Child &amp; Youth Practitioner (CYCP)</li> <li>➤ Community Outreach Worker</li> </ul> </li> <li>• Science Club</li> <li>• Ski Club</li> <li>• Social and Emotional Program <ul style="list-style-type: none"> <li>➤ Circle of Friends</li> <li>➤ Go Girls</li> </ul> </li> <li>• Special Education</li> <li>• Sports Teams: Basketball, Volleyball, Soccer, Track &amp; Field, Badminton and Hockey</li> <li>• Spring Fair</li> <li>• Student Leadership Group</li> <li>• Superflex</li> <li>• Trailblazers</li> <li>• Winter Carnival</li> <li>• World Changers</li> <li>• Yearbook</li> </ul>
<p>Provincially approved addition and alteration projects or other major capital upgrades, including dates completed (if applicable)</p>	<ul style="list-style-type: none"> <li>• 2014 HVAC System – upgraded</li> <li>• 2015 Roof truss – repaired</li> <li>• 2016 Concrete entry, sidewalk roadway, roof gutters, downspouts and ground drainage - repaired</li> <li>• 2016 Fire alarm panel - upgraded</li> </ul>
<p>Current Overall Building Conditions</p> <p>Future Considerations</p>	<p>Satisfactory</p> <ul style="list-style-type: none"> <li>• Blue Light System</li> <li>• Boiler - replace</li> <li>• Building controls - upgrade</li> <li>• Playground - upgrade</li> <li>• Roof – replace sections</li> <li>• Security cameras - upgrade</li> <li>• Windows - replace sections</li> </ul>

Information about Review of the School Previously Conducted	N/A
Any Other Factors Relevant to the School	<ul style="list-style-type: none"> <li>• Cobequid Family of Schools has priority booking for the use of the Cougar Dome.</li> <li>• Co-Teaching</li> <li>• Exploratories – 4 sessions: 5-6 weeks</li> <li>• Inquiry Based Learning</li> <li>• Partnership with Big Brothers Big Sisters</li> <li>• Teaming – Team Time</li> </ul>

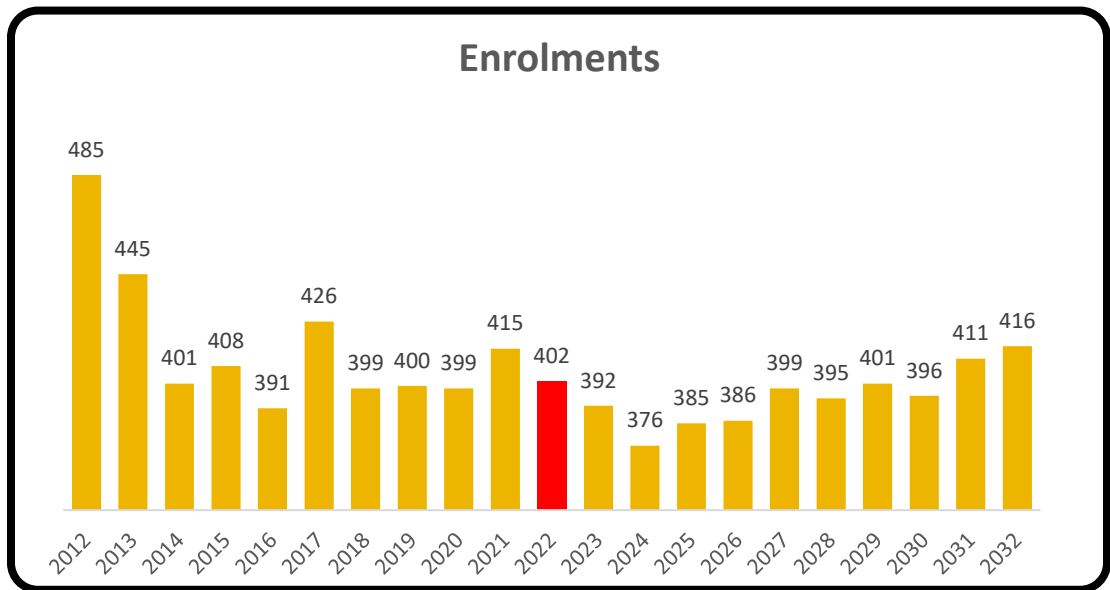
**School Feeder System – Cobequid Family of Schools**





# Enrolments

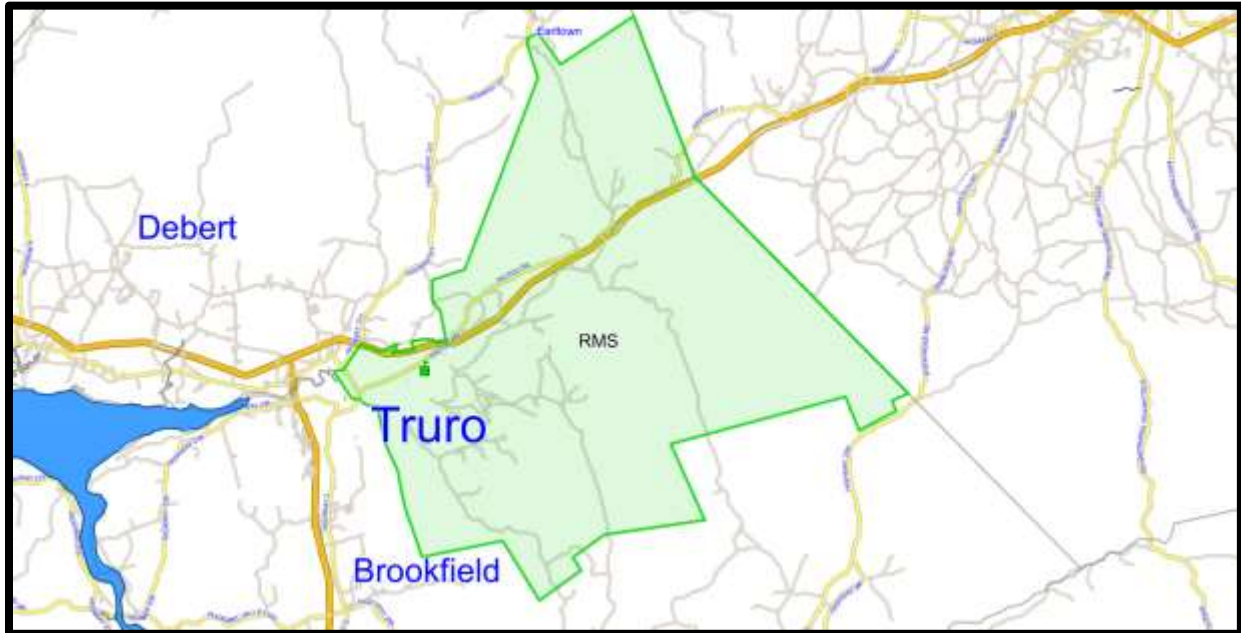
	Year	Enrolment	
Historic Enrolments (past 10 years)	2012	485	
	2013	445	
	2014	401	
	2015	408	
	2016	391	
	2017	426	
	2018	399	
	2019	400	
	2020	399	
	2021	415	
<b>Current Enrolment (as of September 30th)</b>		<b>2022</b>	<b>402</b>
Projected Enrolments (next 10 years)	2023	392	
	2024	376	
	2025	385	
	2026	386	
	2027	399	
	2028	395	
	2029	401	
	2030	396	
	2031	411	
	2032	416	



## Community/Municipal Context

### Geographic Area

Additional information regarding Community/Municipal context can be found through the various links within Appendix F.



### Closest Schools

1. Truro Middle School – 7.7 km/14 minutes
2. Central Colchester Junior High School – 10.4 km/13 minutes  
North River Elementary School – 8.0 km/9 minutes

# River Hebert District School

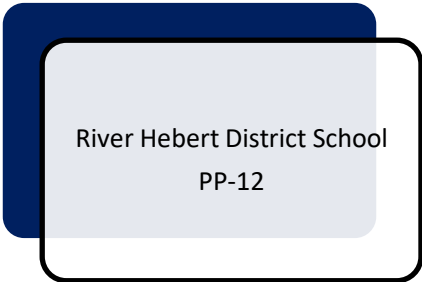
## Chignecto Family of Schools



Address	2843 Barrensfeld Road, River Hebert, N.S. B0L 1G0
Grade Configuration	PP-12
Age of Facility	67 (1955)
Square Footage)	41,470
Additions	1955 & 2015
Number of Stories with Teaching Spaces	2
Number of Portable Teaching Spaces/Classrooms	0
Current School Capacity (permanent structures only)	466 (24 classrooms)
School Utilization	41%
Specific (Specialized) Programming Offered at the School	<ul style="list-style-type: none"> <li>• Adolescent Outreach Worker</li> <li>• After the Bell Food Program</li> <li>• Breakfast Program</li> <li>• Co-operative Education</li> <li>• Elementary Math Intervention</li> <li>• Guidance</li> <li>• Librarian</li> <li>• Literacy Mentor (P-12)</li> <li>• Lunch Time Intermural Program</li> <li>• Math Coaches (P-12)</li> <li>• Mental Health Clinician</li> <li>• Options and Opportunities Program (O<sub>2</sub>)</li> <li>• PBIS</li> <li>• Peer Mediators (elementary)</li> <li>• Pirates Cove (Zones of Regulations)</li> <li>• Pre-Primary</li> <li>• Raider Room – Pantry &amp; Library</li> <li>• Reading Recovery</li> <li>• Restorative Approaches</li> <li>• SchoolsPlus</li> <li>• School Sport Nova Scotia               <ul style="list-style-type: none"> <li>➤ Badminton</li> </ul> </li> </ul>

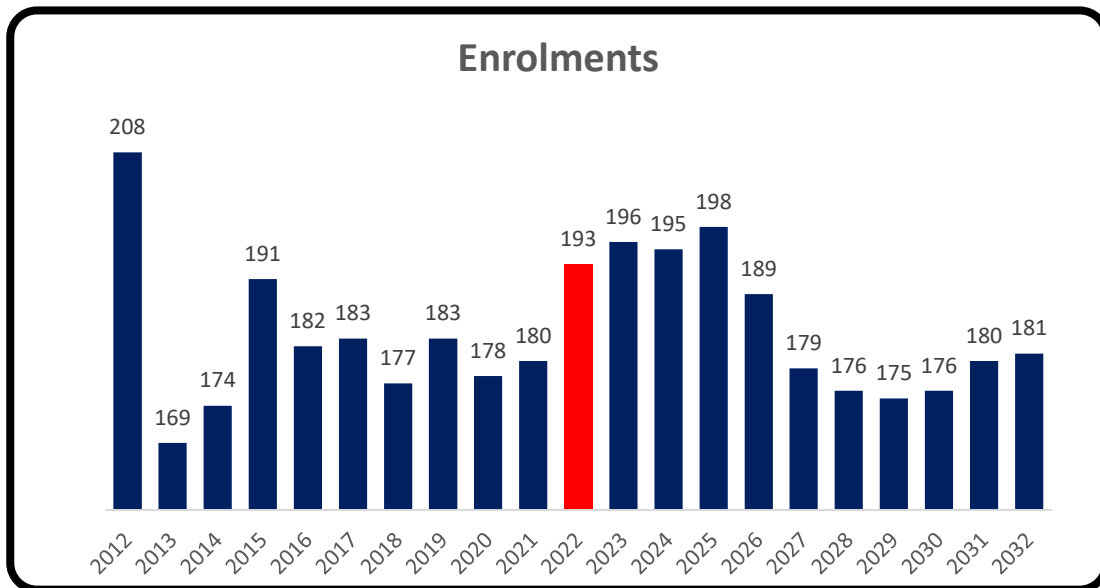
	<ul style="list-style-type: none"> <li>➤ Basketball</li> <li>➤ Golf</li> <li>➤ Soccer</li> <li>➤ Softball</li> <li>➤ Table Tennis</li> </ul> <ul style="list-style-type: none"> <li>• School-Wide Behaviour Matrices</li> <li>• Social and Emotional Program <ul style="list-style-type: none"> <li>➤ Roots of Empathy</li> </ul> </li> <li>• Student Council</li> <li>• Social Worker (Schools Plus)</li> </ul>
Provincially approved addition and alteration projects or other major capital upgrades, including dates completed (if applicable)	<ul style="list-style-type: none"> <li>• 2017 Additions and Alterations (A&amp;A) project combined RHDH and RHES. The building was upgraded and new sections have been added to house the elementary students and gym space. The A&amp;A project was completed in 2017.</li> <li>• 2022 Outdoor Classroom</li> <li>• 2022 Pre-Primary fence</li> </ul>
Current Overall Building Condition	Good
Future Considerations	<ul style="list-style-type: none"> <li>• Fencing – replace</li> </ul>
Information about Review of the School Previously Conducted.	River Hebert District Elementary and High Schools went through the School Review Process in 2006 and 2012.
Any Other Factors Relevant to the School	N/A

**School Feeder System – Chignecto Family of Schools**



## Enrolments

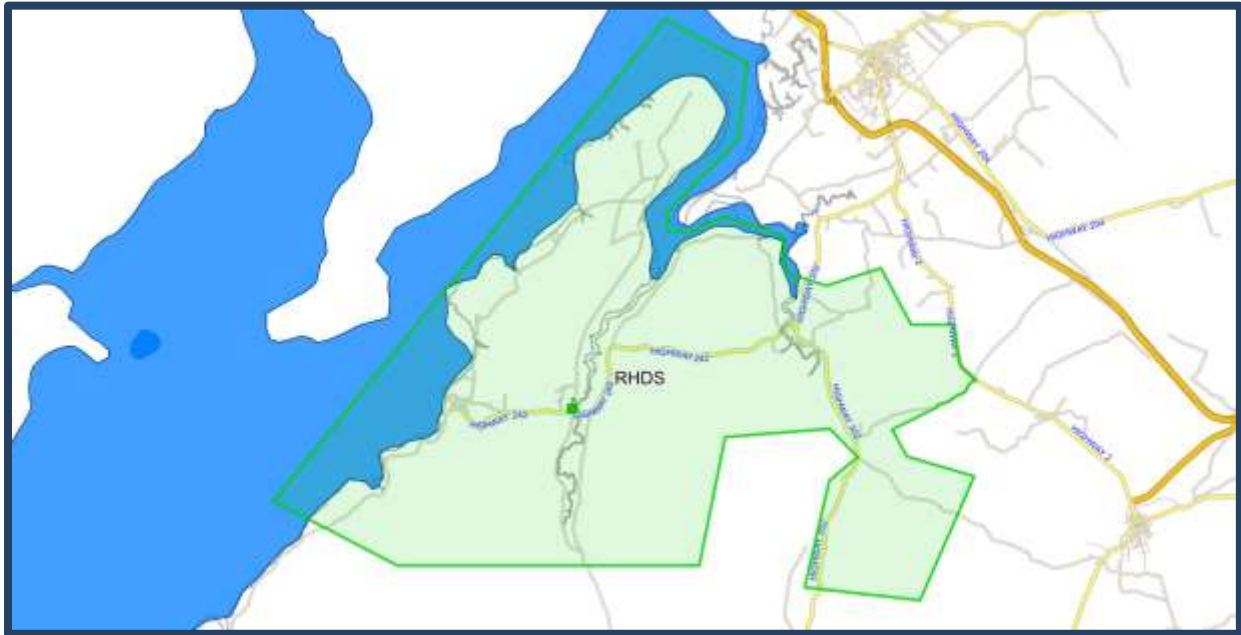
	Year	Enrolment
Historic Enrolments (past 10 years)	2012	208
	2013	169
	2014	174
	2015	191
	2016	182
	2017	183
	2018	177
	2019	183
	2020	178
	2021	180
<b>Current Enrolment (as of September 30th) – includes Pre-Primary</b>	<b>2022</b>	<b>193</b>
Projected Enrolments (next 10 years) – includes Pre-Primary	2023	196
	2024	195
	2025	198
	2026	189
	2027	179
	2028	176
	2029	175
	2030	176
	2031	180
	2032	181



## Community/Municipal Context

### Geographic Area

Additional information regarding Community/Municipal context can be found through the various links within Appendix F.



### Closest Schools

1. Spring Street Academy – 27.5 km/27 minutes
2. Cumberland North Academy – 25.8 km/24 minutes
3. Amherst Regional High School – 27.7 km/26 minutes

### Future Considerations

The CCRCE Long Range outlook (LRO) provides an extensive amount of information on CCRCE, its schools including River Hebert District School, its feeder schools and the greater educational community. The contents provide a starting point for discussion, planning and consultation regarding *possible challenges* facing individual schools and a group of associated schools.

The CCRCE Long Range Outlook is used to support future processes including provision of various education programs, capital construction requests (new schools and renovations), school boundary reviews, and school reviews. It also provides a foundation for communication and engagement with school communities, School Advisory Councils, staff, municipalities and other stakeholders. This could indicate the challenge being faced that will need consideration by all parties in the future.

Communities should consider this document alongside information and data on other local services, environment, economy, built heritage, transportation/connectivity, communications, social/cultural and government aspects.

The CCRCE has developed a number of Initiating Factors in conjunction with the LRO information for consideration of a school review process(es). These Initiating Factors can be used as a mechanism by the board to assist in considering a school(s) review.

The Initiating Factors are grouped within the following five board categories:

- Demographics
- Educational Services Optimization
- Facility
- Financial
- Utilization

These factors can be seen in detail within Appendix H.

CCRCE will endeavor to continue to communicate with schools and their communities to develop a better understanding of the information in this section. This includes how it can be used to identify and support the needs of individual schools and groups of schools, such as the feeder system with this educational facility.

# Riverside Education Centre

## Nova Family of Schools

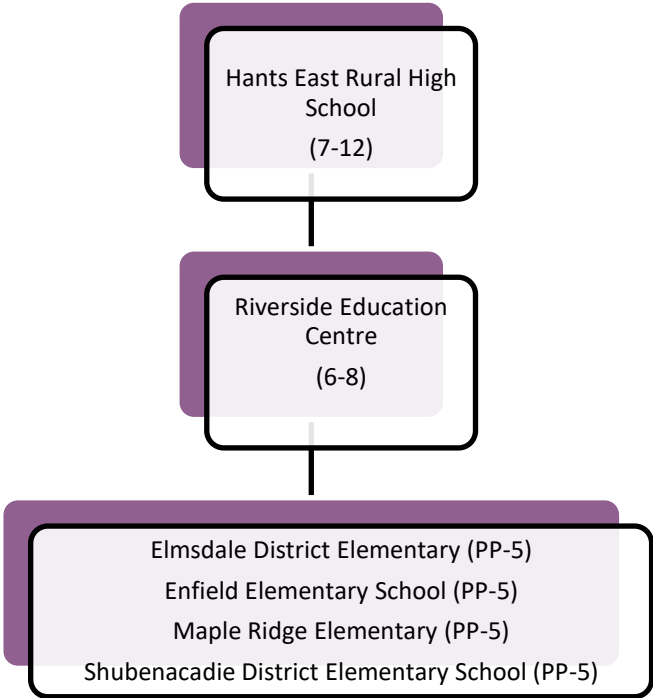


Address	6 Riverside Drive Milford, N.S. B0N 1Y0
Grade Configuration	6-8
Age of Facility	25 (1997)
Square Footage	100,000
Number of Stories with Teaching Spaces	2
Number of Portable Teaching Spaces/Classrooms	0
Current School Capacity (permanent structures only)	765 (27 classrooms)
School Utilization	75%
Specific (Specialized) Programming Offered at the School	<ul style="list-style-type: none"> <li>• After School Physical Activity Program</li> <li>• Attendance Support Worker</li> <li>• Culturally Responsive Teaching</li> <li>• French Immersion (Grades 6-8)</li> <li>• Integrated French Program (Grades 7-8)</li> <li>• Learning Centre</li> <li>• Learning Disability Support</li> <li>• Librarian/Media Technician</li> <li>• Middle School Math Intervention</li> <li>• Restorative Approaches</li> <li>• SchoolsPlus</li> <li>• Social and Emotional Program</li> </ul>
Provincially approved addition and alteration projects or other major capital upgrades, including dates completed (if applicable)	<ul style="list-style-type: none"> <li>• 2017 Building controls - upgraded</li> <li>• 2018 CCRCE became the owner of the P3 school.</li> <li>• 2020 Phase 2 controls – upgraded</li> <li>• 2020 Sanitary drainage - replaced</li> </ul>

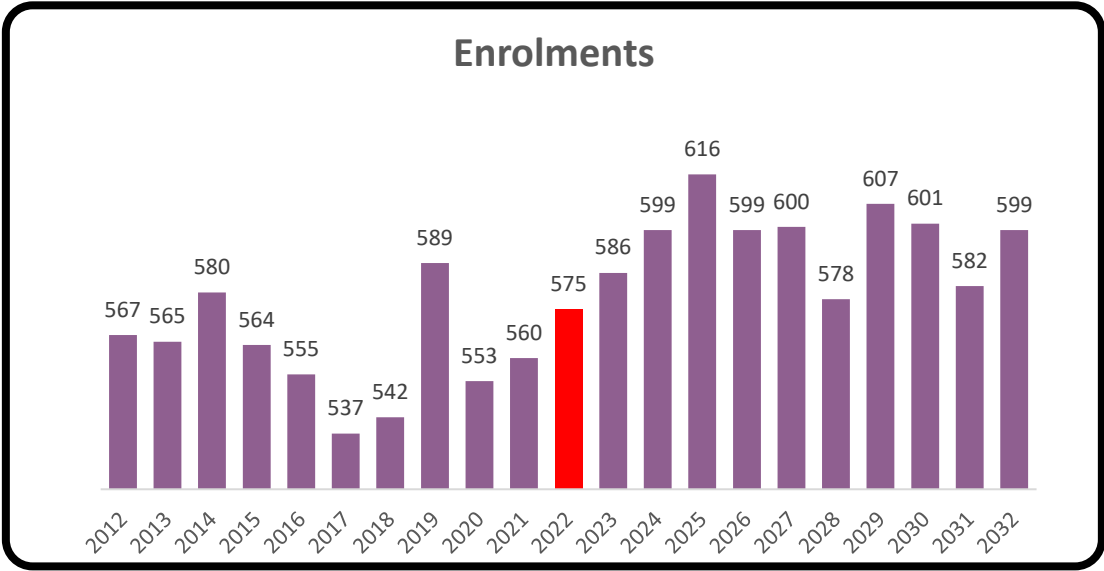


	<ul style="list-style-type: none"> <li>• 2021 Heating – upgraded heat pumps; removed and replaced with heating coils.</li> </ul>
Current Overall Building Condition	Satisfactory
Future Considerations	<ul style="list-style-type: none"> <li>• Blue Light System</li> <li>• Boiler - replace</li> <li>• Building control - upgrade required</li> <li>• Drainage - corrections</li> <li>• Heating fuel storage</li> <li>• Geothermal heating loops – replace</li> <li>• Gym lighting – replace</li> <li>• Interior painting</li> <li>• Security upgrades (controlled entrance, cameras)</li> <li>• Roof - replace sections</li> <li>• Security/controlled entrance</li> <li>• Security camera – upgrade &amp; replace</li> <li>• Skylight - replace</li> </ul>
Information about Review of the School Previously Conducted	N/A
Any Other Factors Relevant to the School	<ul style="list-style-type: none"> <li>• East Hants Youth Links</li> </ul>

**School Feeder System – Nova Family of Schools**



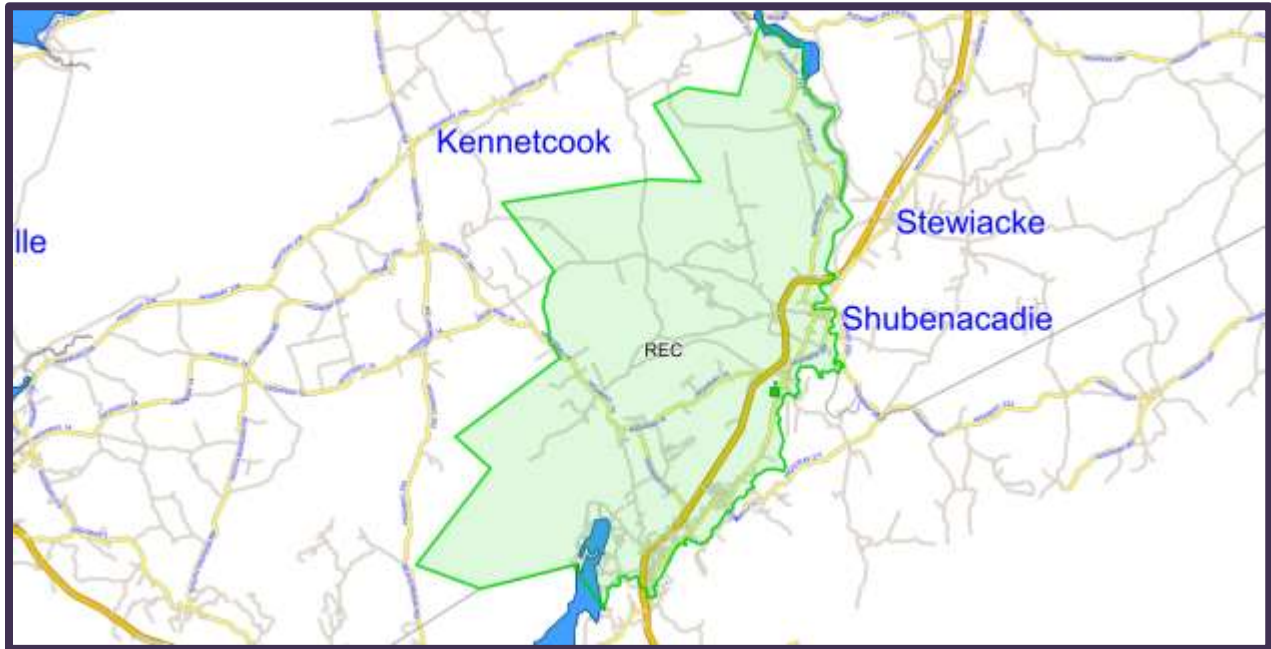
Enrolments			
	Year	Enrolment	
Historic Enrolments (past 10 years)	2012	567	
	2013	565	
	2014	580	
	2015	564	
	2016	555	
	2017	537	
	2018	542	
	2019	589	
	2020	553	
	2021	560	
<b>Current Enrolment (as of September 30<sup>th</sup>)</b>		<b>2022</b>	<b>575</b>
Projected Enrolments (next 10 years)	2023	586	
	2024	599	
	2025	616	
	2026	599	
	2027	600	
	2028	578	
	2029	607	
	2030	601	
	2031	582	
	2032	599	



## Community/Municipal Context

### Geographical Area

Additional Information regarding Community/Municipal context can be found through the various links within Appendix F.



### Closest Schools

1. Brookfield Elementary – 30.2 km/27 minutes  
South Colchester Academy – 30.1 km/27 minutes
2. Hants North Rural High School/Kennetcook District Elementary – 37 km/32 minutes

# Salt Springs Elementary

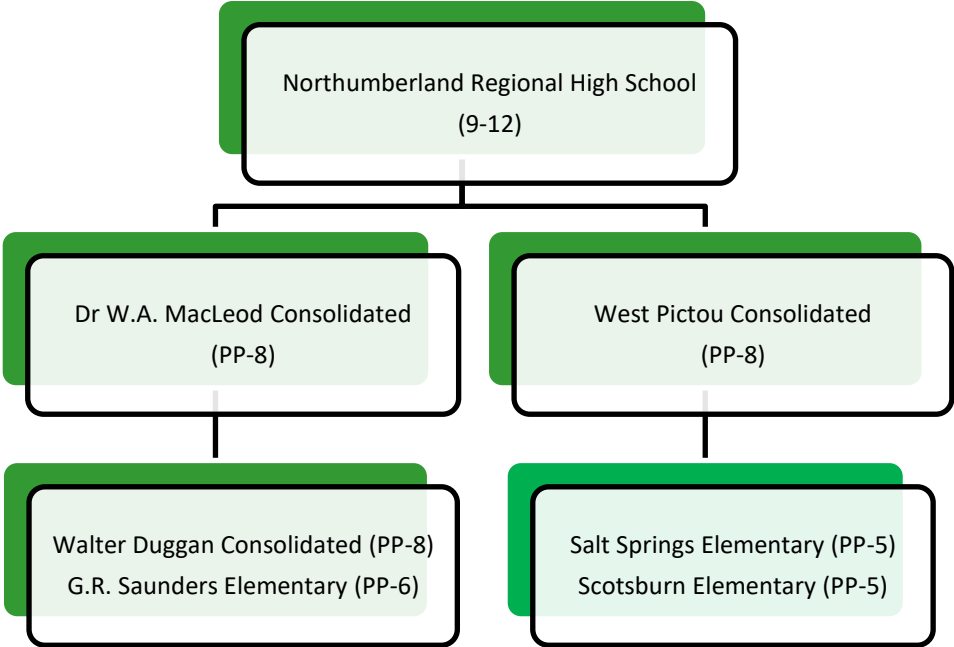
## Celtic Family of Schools



Address	2080 West River Station Pictou County, N.S. B0K 1P0
Grade Configuration	PP-5
Age of Facility	43 (1979)
Square Footage	18,486
Number of Stories with Teaching Spaces	1
Number of Portable Teaching Spaces/Classrooms	0
Current School Capacity (permanent structures only)	125 (5 classrooms)
School Utilization	51%
Specific (Specialized) Programming Offered at the School	<ul style="list-style-type: none"> <li>• Enhanced Playground (new equipment, toys, sandboxes, benches)</li> <li>• Free Breakfast (Daily – enhanced funding by Salt Springs Community)</li> <li>• Green School</li> <li>• Intensive Math Support</li> <li>• Leadership Program (Grades 4/5)</li> <li>• Literacy Mentor</li> <li>• Math Mentor</li> <li>• Outdoor Classroom</li> <li>• Pre-Primary</li> <li>• Principal Awards</li> <li>• Reading Recovery</li> <li>• School Garden</li> <li>• SchoolsPlus</li> <li>• Sensory Rooms</li> <li>• Special Value Meal Program; Hydration Stations &amp; Free Milk Initiatives</li> <li>• Volunteer Literacy Program</li> </ul>
Provincially approved addition and alteration projects or other major capital upgrades, including dates completed (if applicable)	<ul style="list-style-type: none"> <li>• 2014 Fire safety – upgraded</li> <li>• 2015 Well/pump - repaired</li> <li>• 2018 Pumps below grade – replaced</li> <li>• 2018 New roof – installed</li> <li>• 2021 Automatic door – installed for accessibility</li> <li>• 2021 Fire proof ceiling in gym</li> </ul>

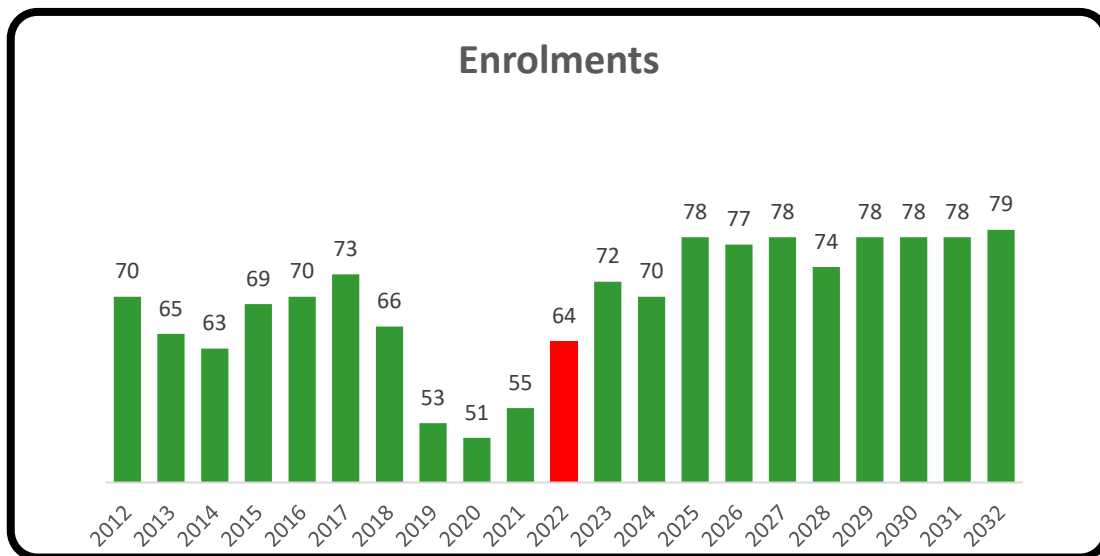
	<ul style="list-style-type: none"> <li>• 2021 Fountains (2) – installed</li> <li>• 2021 Pump &amp; expansion tank – installed</li> <li>• 2021 Washer connections – installed</li> <li>• 2021 Water distribution piping – replaced for lead remediation</li> <li>• 2021 Water Filtration System – installed to remove debris and sediment.</li> <li>• 2022 New secure entrance with a phone</li> <li>• 2022 New exit doors to playground</li> <li>• 2022 Outdoor Classroom</li> </ul>
Current Overall Building Condition	Satisfactory
Future Considerations	<ul style="list-style-type: none"> <li>• Roof - replace section</li> <li>• Parking lot is a hazard, cannot patch where is left of the paving, needs complete repaving of parking lot.</li> </ul>
Information about Review of the School Previously Conducted	<ul style="list-style-type: none"> <li>• School Review 2003</li> </ul>
Any Other Factors Relevant to the School	<ul style="list-style-type: none"> <li>• Community Use <ul style="list-style-type: none"> <li>➢ Active Home and School Committee</li> <li>➢ 4H Spring Rally/Monthly Meetings depending on need</li> </ul> </li> </ul>

## School Feeder System – Celtic Family of Schools



## Enrolments

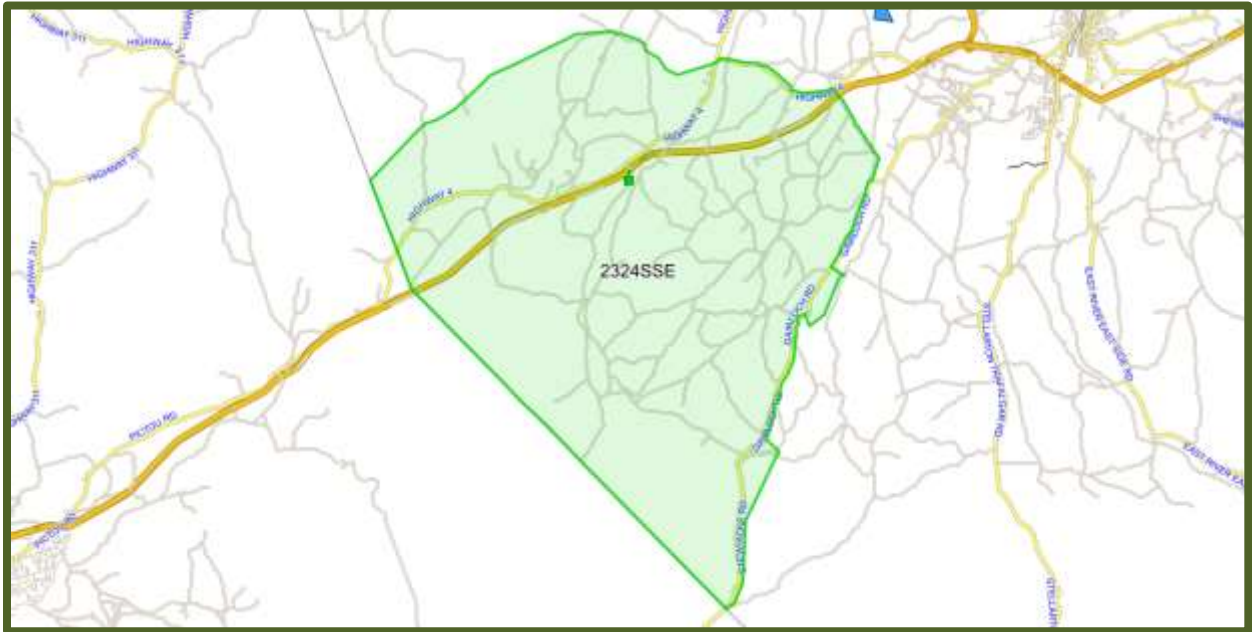
	Year	Enrolment	
Historic Enrolments (past 10 years)	2012	70	
	2013	65	
	2014	63	
	2015	69	
	2016	70	
	2017	73	
	2018	66	
	2019	53	
	2020	51	
	2021	55	
<b>Current Enrolment (as of September 30<sup>th</sup> – includes Pre-Primary)</b>		<b>2022</b>	<b>64</b>
Projected Enrolments (next 10 years) – includes Pre-Primary	2023	72	
	2024	70	
	2025	78	
	2026	77	
	2027	78	
	2028	74	
	2029	78	
	2030	78	
	2031	78	
	2032	79	



## Community/Municipal Context

### Geographic Area

Additional information regarding Community/Municipal context can be found through the various links within Appendix F.



### Closest Schools

1. Walter Duggan Consolidated – 16.6 km/12 minutes
2. G.R. Saunders Elementary School – 22.3 km/15 minutes

# Scotsburn Elementary

## Celtic Family of Schools

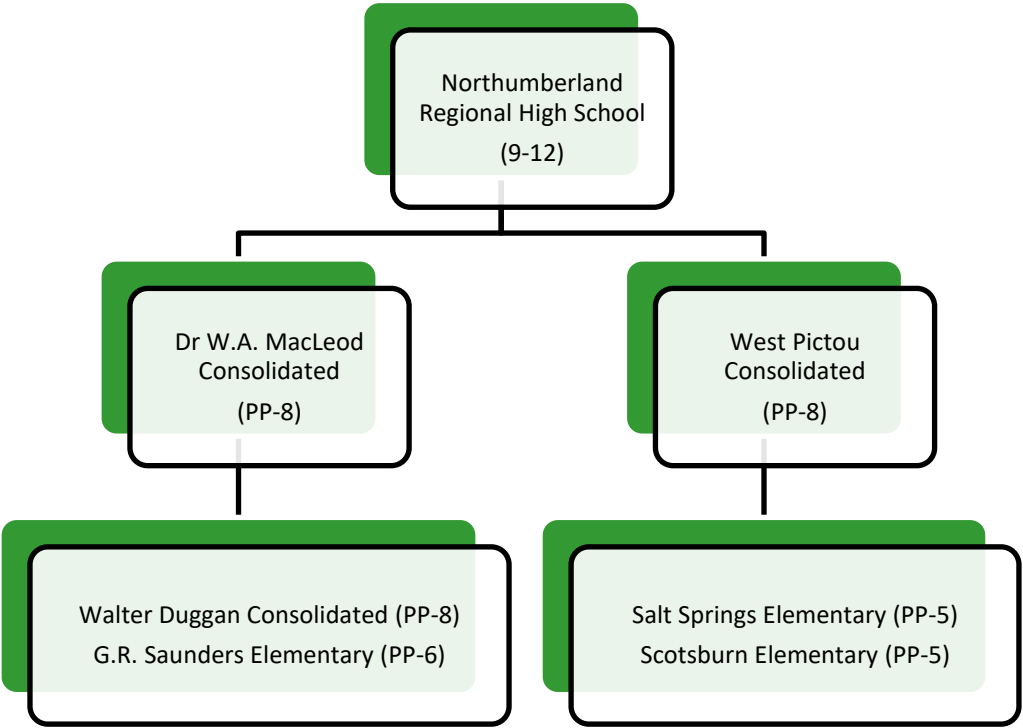


Address	4100 Scotsburn Road Scotsburn, N.S. B0K 1R0
Grade Configuration	PP-5
Age of Facility	30 (1992)
Square Footage	26,646
Number of Stories with Teaching Spaces	1
Number of Portable Teaching Spaces/Classrooms	0
Current School Capacity (permanent structures only)	174 (7 classrooms)
School Utilization	70%
Specific (Specialized) Programming Offered at the School	<ul style="list-style-type: none"> <li>• Breakfast and Backpack Food Program</li> <li>• Child &amp; Youth Care Practitioner (CYCP)</li> <li>• Intensive Math Support</li> <li>• Literacy Mentor</li> <li>• Math Mentor/Coach</li> <li>• Pre-Primary</li> <li>• Reading Recovery</li> <li>• Restorative Approach</li> <li>• School Psychologist</li> </ul>
Provincially approved addition and alteration projects or other major capital upgrades, including dates completed (if applicable)	<ul style="list-style-type: none"> <li>• 2010 Roof – section replaced</li> <li>• 2011 New well</li> <li>• 2018 Painting</li> <li>• 2018 Water Treatment System</li> <li>• 2021 Building Management System (BMS/EMS) – upgraded</li> <li>• 2021 Parking lot – repaired at entry</li> <li>• 2021 Water System Lead Remediation – completed</li> <li>• 2022 Outdoor Classroom</li> </ul>
Current Overall Building Condition	Satisfactory



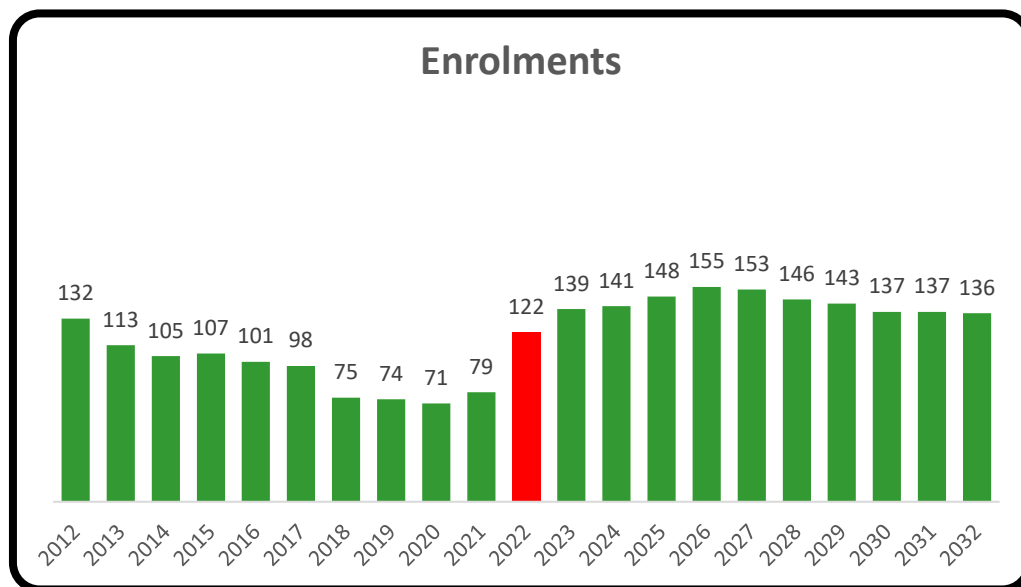
Future Considerations	<ul style="list-style-type: none"> <li>• Plumbing system – upgrade</li> <li>• Roofing – replace sections – damage from Fiona</li> <li>• Site drainage – issues</li> <li>• Synthetic gym floor, currently parquet flooring</li> </ul>
Information about Review of the School Previously Conducted	<ul style="list-style-type: none"> <li>• School Review – 2003</li> </ul>
Any Other Factors Relevant to the School	<ul style="list-style-type: none"> <li>• 4H and Scotsburn Recreation</li> <li>• Active Pictou County After School Program – Daily</li> <li>• Community School Use (Mon-Fri)</li> <li>• Office space for Speech Language Pathologist and School Psychologist</li> </ul>

**School Feeder System – Celtic Family of Schools**



## Enrolments

	Year	Enrolment
Historic Enrolments (past 10 years)	2012	132
	2013	113
	2014	105
	2015	107
	2016	101
	2017	98
	2018	75
	2019	74
	2020	71
	2021	79
<b>Current Enrolment (as of September 30<sup>th</sup> – includes Pre-Primary)</b>	<b>2022</b>	<b>122</b>
Projected Enrolments (next 10 years) – includes Pre-Primary	2023	139
	2024	141
	2025	148
	2026	155
	2027	153
	2028	146
	2029	143
	2030	137
	2031	137
	2032	136



## Community/Municipal Context

### Geographic Area

Additional information regarding Community/Municipal context can be found through the various links within Appendix F.




### Closest Schools

1. McCulloch Education Centre – 15.1 km/16 minutes
2. Walter Duggan Consolidated Elementary School – 19.3 km/21 minutes

# Shubenacadie District Elementary

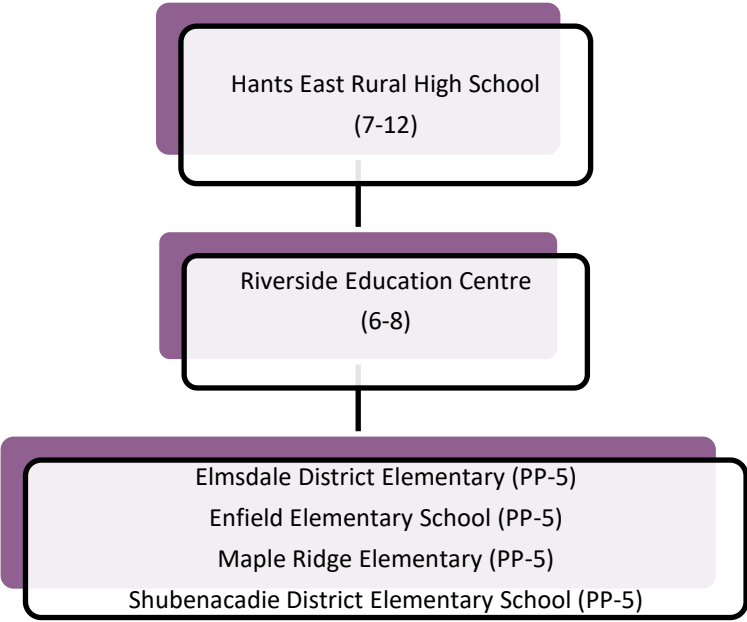
## Nova Family of Schools



Address	54 Mill Village Road Shubenacadie, N.S. B0N 2H0
Grade Configuration	PP-5
Age of Facility	59 (1963)
Square Footage	40,352
Additions	1970
Number of Stories with Teaching Spaces	1
Number of Portable Teaching Spaces/Classrooms	0
Current School Capacity (permanent structures only)	350 (14 classrooms)
School Utilization	65%
Specific (Specialized) Programming Offered at the School	<ul style="list-style-type: none"> <li>• Achievement Gap</li> <li>• Breakfast Program</li> <li>• Early Literacy Support</li> <li>• First Nations Support Worker</li> <li>• Intensive Math</li> <li>• Literacy Mentor</li> <li>• Mathematics Mentor</li> <li>• Pre-Primary</li> <li>• Psychologist</li> <li>• Reading Recovery</li> <li>• Restorative Approach</li> <li>• Roots of Empathy</li> <li>• Social and Emotional Learning</li> <li>• Speech Language Pathologist</li> </ul>
Provincially approved addition and alteration projects or other major capital upgrades, including dates completed (if applicable)	<ul style="list-style-type: none"> <li>• 2014 Roof – sections replaced</li> <li>• 2016 Roof – sections replaced</li> <li>• 2017 Boiler – replaced</li> <li>• 2017 Canopy – removed</li> <li>• 2017 Cladding/trim - replaced</li> </ul>

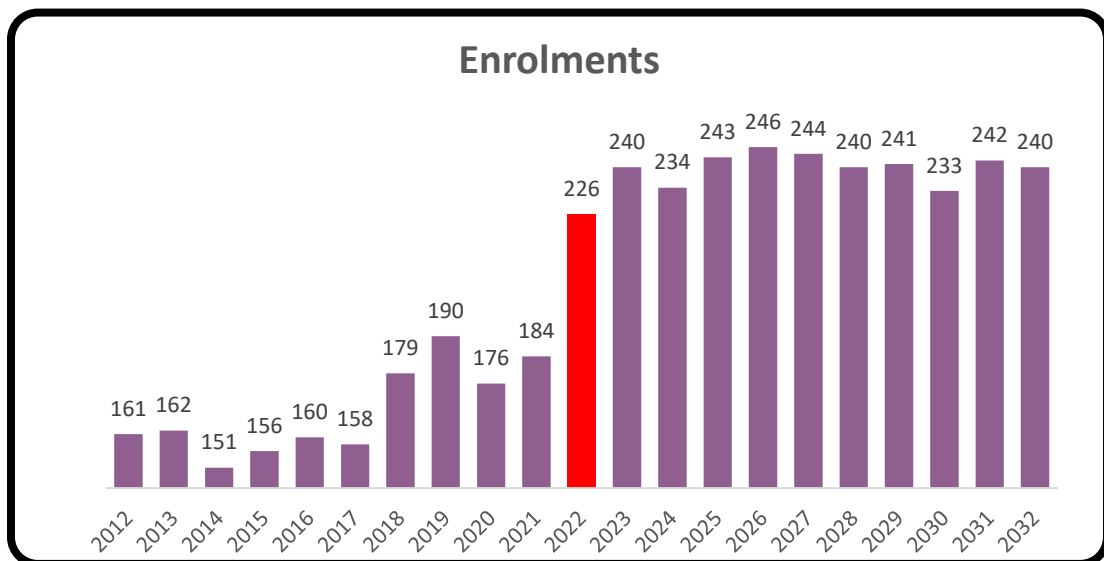
	<ul style="list-style-type: none"> <li>• 2017 Emergency lighting &amp; exit signs – upgraded</li> <li>• 2017 Handicap accessibility back entry</li> <li>• 2017 Windows, siding &amp; doors - replaced</li> <li>• 2019 Playground - upgraded</li> <li>• 2021 Gym floor – replaced</li> <li>• 2022 Outdoor Classroom</li> <li>• 2023 Gym roof – replaced</li> </ul>
Current Overall Building Condition	Functional
Future Considerations	<ul style="list-style-type: none"> <li>• Blue Light System</li> <li>• Heating - upgrades</li> <li>• PA System</li> <li>• Paving (road access &amp; parking area &amp; front entrance)</li> <li>• Roof - replace section</li> <li>• Security/controlled entrance</li> <li>• Washroom - upgrade</li> <li>• This school is on the CCRCE Capital Construction list for significant work</li> </ul>
Information about Review of the School Previously Conducted	N/A
Any Other Factors Relevant to the School	Community Use (Air Cadets – 1 day/week)

**School Feeder System – Nova Family of Schools**



## Enrolments

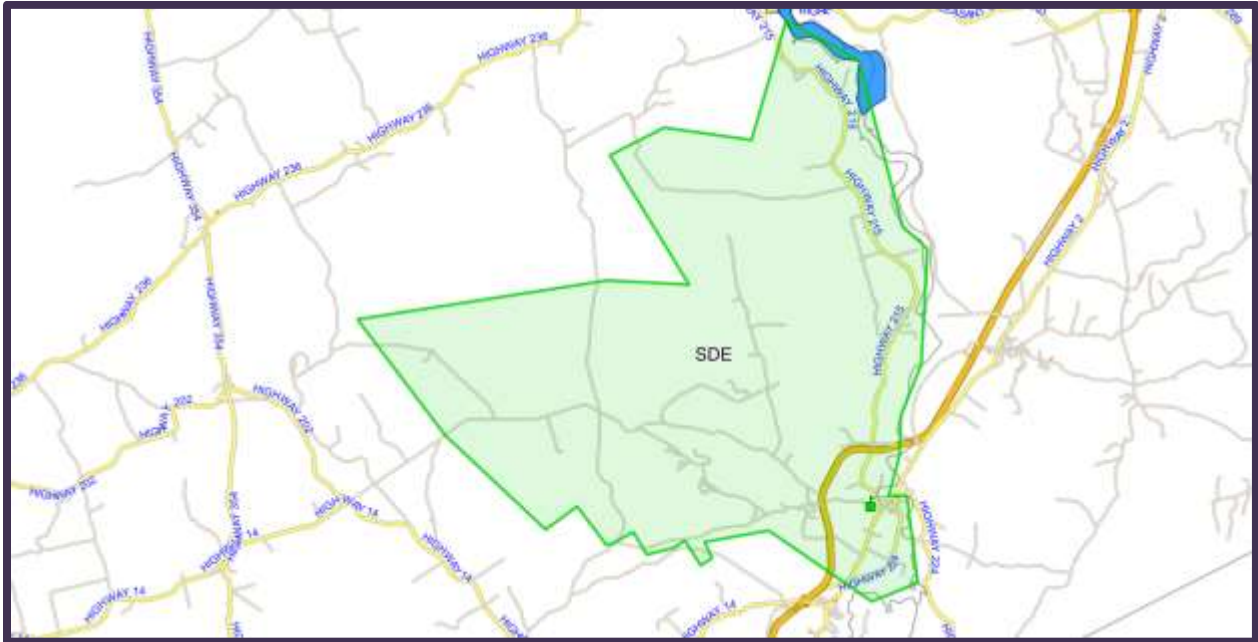
	Year	Enrolment	
Historic Enrolments (past 10 years)	2012	161	
	2013	162	
	2014	151	
	2015	156	
	2016	160	
	2017	158	
	2018	179	
	2019	190	
	2020	176	
	2021	184	
<b>Current Enrolment (as of September 30<sup>th</sup>)</b>		<b>2022</b>	<b>226</b>
Projected Enrolments (next 10 years)	2023	240	
	2024	234	
	2025	243	
	2026	246	
	2027	244	
	2028	240	
	2029	241	
	2030	233	
	2031	242	
	2032	240	



## Community/Municipal Context

### Geographical Area

Additional information regarding Community/Municipal context can be found through the various links within Appendix F.



### Closest Schools

1. Maple Ridge Elementary – 14.1 km/14 minutes
2. Winding River Consolidated – 10.3 km/11 minutes

# South Colchester Academy

## Nova Family of Schools

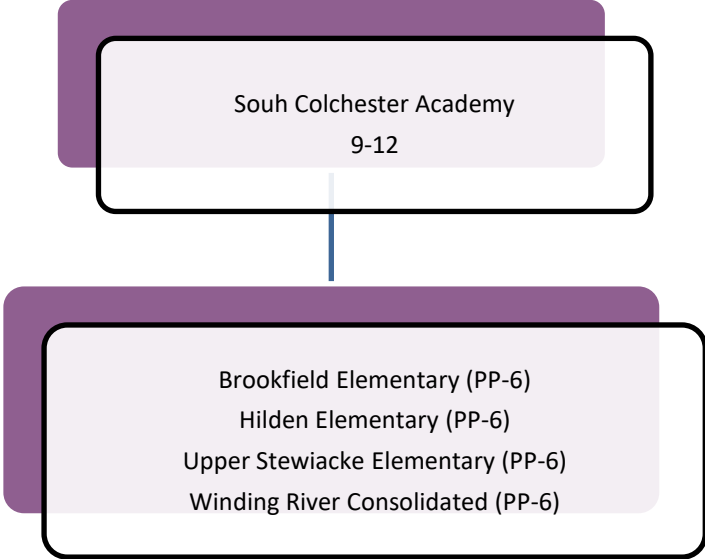


Address	207 Highway 289 Brookfield, N.S. B0N 1C0
Grade Configuration	7-12
Age of Facility	19 (2003)
Square Footage	112,613
Number of Stories with Teaching Spaces	2
Number of Portable Teaching Spaces/Classrooms	0
Current School Capacity (permanent structures only)	992 (41 classrooms)
School Utilization	53%
Specific (Specialized) Programming Offered at the School	<ul style="list-style-type: none"> <li>• After School Club, Committees, Athletics and Music</li> <li>• Options &amp; Opportunities Program (O<sub>2</sub>)</li> <li>• Guidance</li> <li>• In-School Suspension</li> <li>• Integrated French (Grades 7-12)</li> <li>• Learning Centre</li> <li>• Librarian</li> <li>• Public Health – 2 days/week</li> <li>• RCMP Liaison</li> <li>• Restorative Approach</li> <li>• SchoolsPlus</li> </ul>
Provincially approved addition and alteration projects or other major capital upgrades, including dates completed (if applicable)	<ul style="list-style-type: none"> <li>• 2012 Cafetorium drainage - repaired</li> <li>• 2016 Bladder tanks – replaced</li> <li>• 2016 Boiler – replaced</li> <li>• 2017 Exterior caulking</li> <li>• 2018 Exterior caulking</li> <li>• 2018 Well pump and water storage tank – replaced</li> </ul>
Current Overall Building Condition	Satisfactory



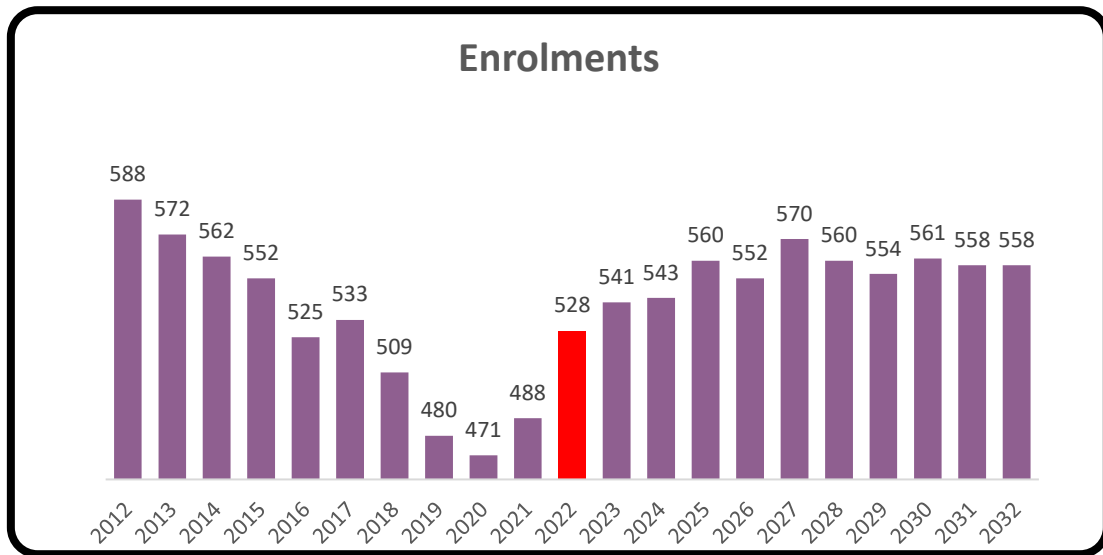
Future Considerations	<ul style="list-style-type: none"> <li>• Blue Light System</li> <li>• Exterior caulking</li> <li>• Exterior painting</li> <li>• Paving</li> <li>• Playing field - flooding</li> <li>• Roof – replace sections</li> <li>• Security/controlled entrance</li> <li>• Skylight – replace</li> </ul>
Information about Review of the School Previously Conducted	N/A
Any Other Factors Relevant to the School	<ul style="list-style-type: none"> <li>• Enhancement – Cafetorium with Big Brothers Big Sisters</li> </ul>

**School Feeder System – Nova Family of Schools**



# Enrolments

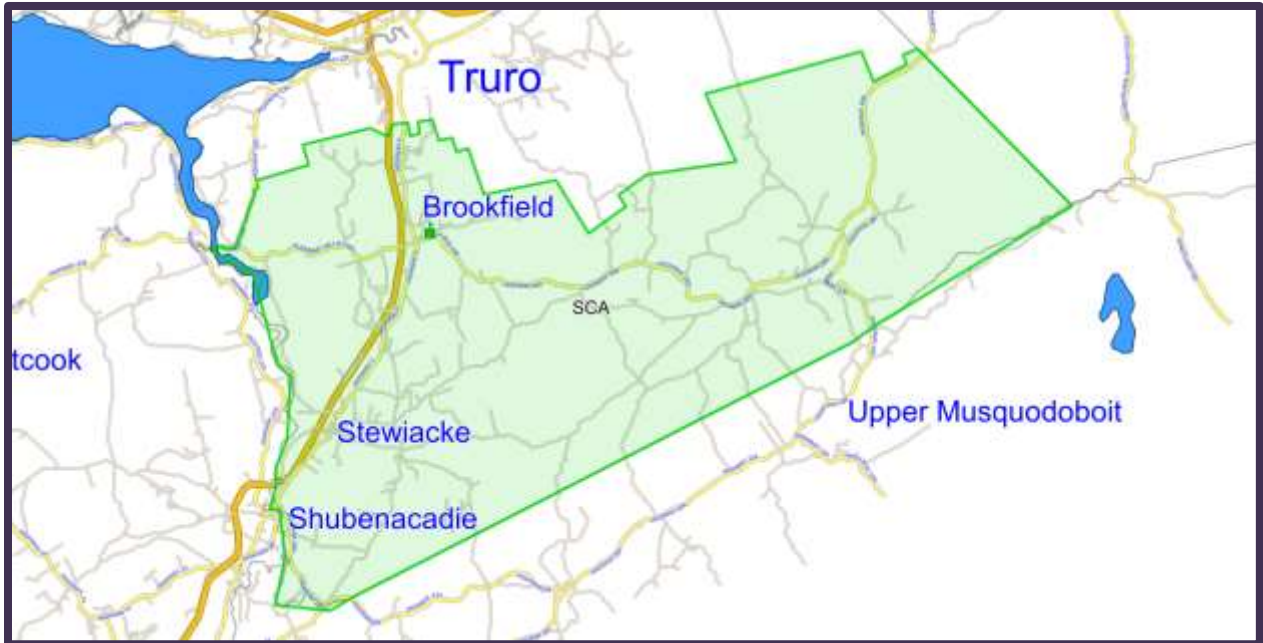
	Year	Enrolment	
Historic Enrolments (past 10 years)	2012	588	
	2013	572	
	2014	562	
	2015	552	
	2016	525	
	2017	533	
	2018	509	
	2019	480	
	2020	471	
	2021	488	
Current Enrolment (as of September 30th)		2022	528
Projected Enrolments (next 10 years)	2023	541	
	2024	543	
	2025	560	
	2026	552	
	2027	570	
	2028	560	
	2029	554	
	2030	561	
	2031	558	
	2032	558	



## Community/Municipal Context

### Geographical Area

Additional information regarding Community/Municipal context can be found through the various links within Appendix F.



h

### Closest School

1. Truro Middle School – 13.2 km/14 minutes  
Cobequid Educational Centre – 15.1 km/20 minutes
2. Riverside Education Centre – 31.4 km/22 minutes  
Hants East Rural High School – 29.4 km/26 minutes

### Future Considerations

The CCRCE Long Range outlook (LRO) provides an extensive amount of information on CCRCE, its schools including South Colchester Academy, its feeder schools and the greater educational community. The contents provide a starting point for discussion, planning and consultation regarding *possible challenges* facing individual schools and a group of associated schools.

The CCRCE Long Range Outlook is used to support future processes including provision of various education programs, capital construction requests (new schools and renovations), school boundary reviews, and school reviews. It also provides a foundation for communication and engagement with school

communities, School Advisory Councils, staff, municipalities and other stakeholders. This could indicate the challenge being faced that will need consideration by all parties in the future.

Communities should consider this document alongside information and data on other local services, environment, economy, built heritage, transportation/connectivity, communications, social/cultural and government aspects.

The CCRCE has developed a number of Initiating Factors in conjunction with the LRO information for consideration of a school review process(es). These Initiating Factors can be used as a mechanism by the board to assist in considering a school(s) review.

The Initiating Factors are grouped within the following five board categories:

- Demographics
- Educational Services Optimization
- Facility
- Financial
- Utilization

These factors can be seen in detail within Appendix H.

CCRCE will endeavor to continue to communicate with schools and their communities to develop a better understanding of the information in this section. This includes how it can be used to identify and support the needs of individual schools and groups of schools, such as the feeder system with this educational facility.

# Springhill Jr/Sr High School

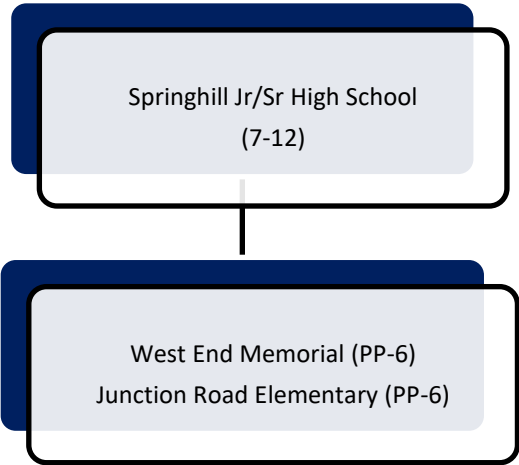
## Chignecto Family of Schools



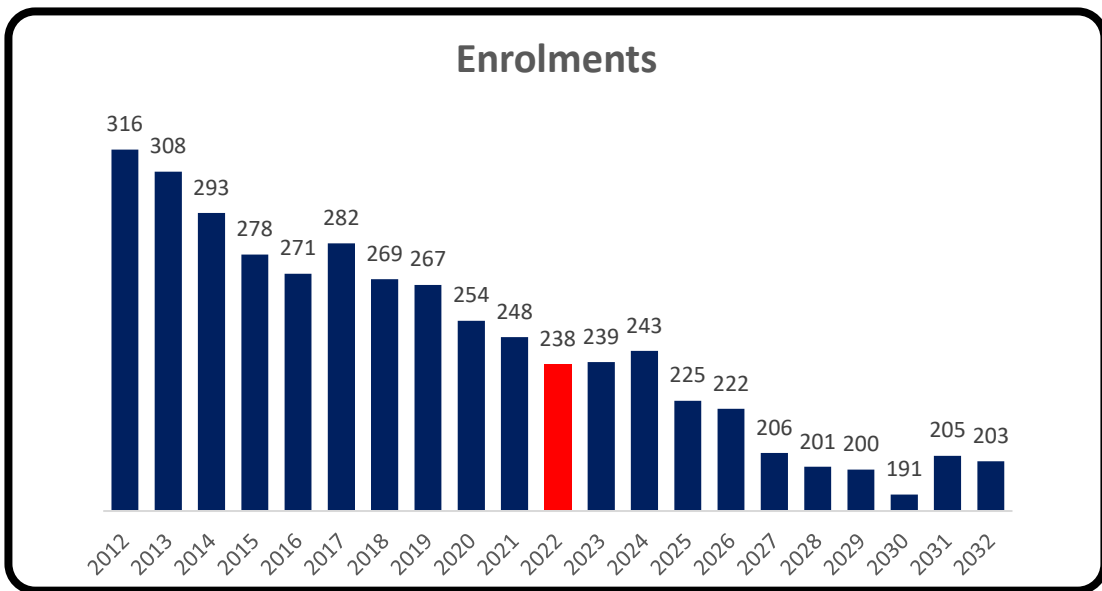
Address	84 Church Street Springhill, N.S. B0M 1X0
Grade Configuration	7-12
Age of Facility	62 (1960)
Square Footage	78,975
Additions	1968 & 2013
Number of Stories with Teaching Spaces	3
Number of Portable Teaching Spaces/Classrooms	0
Current School Capacity (permanent structures only)	735 (30 classrooms)
School Utilization	32%
Specific (Specialized) Programming Offered at the School	<ul style="list-style-type: none"> <li>• Alternative Education Class</li> <li>• Connect Centre</li> <li>• Co-operative Education</li> <li>• Cultural Centre</li> <li>• English as a Second Language Support (EAL)</li> <li>• Healthy Relationships for Youth (HRY)</li> <li>• Hot Lunch Program</li> <li>• In-School Suspension</li> <li>• Librarian</li> <li>• Music 10</li> <li>• Options &amp; Opportunities Program (O<sub>2</sub>)</li> <li>• SchoolsPlus</li> <li>• Social and Emotional Learning Program               <ul style="list-style-type: none"> <li>➤ Zones of Regulation</li> </ul> </li> <li>• Youth Health Centre</li> </ul>
Provincially approved addition and alteration projects or other major capital upgrades, including dates completed (if applicable)	<ul style="list-style-type: none"> <li>• 2013 Alterations and Additions (A&amp;A) project completed</li> </ul>

	<ul style="list-style-type: none"> <li>• 2014 Kitchen – Special Education</li> <li>• 2015 Roof – sections replaced</li> <li>• 2017 Roof – sections replaced</li> <li>• 2018 Roof – sections replaced</li> <li>• 2019 Roof – sections replaced</li> <li>• 2021 Grounds drainage – upgraded</li> <li>• 2023 Steel siding above AV room</li> </ul>
Current Overall Building Condition	Good
Future Considerations	<ul style="list-style-type: none"> <li>• Blue Light System</li> <li>• Fire panel - upgrade</li> <li>• Roof - replace sections</li> <li>• Security cameras</li> </ul>
Information about Review of the School Previously Conducted	N/A
Any Other Factors Relevant to the School	<ul style="list-style-type: none"> <li>• Nova Scotia Works Programming – on site - Thursdays</li> <li>• Nurse Practitioner</li> <li>• RCMP S.A.D.D. Program</li> <li>• Public Health/NSCC <i>Doors for Change</i></li> </ul>

**School Feeder System – Chignecto Family of Schools**



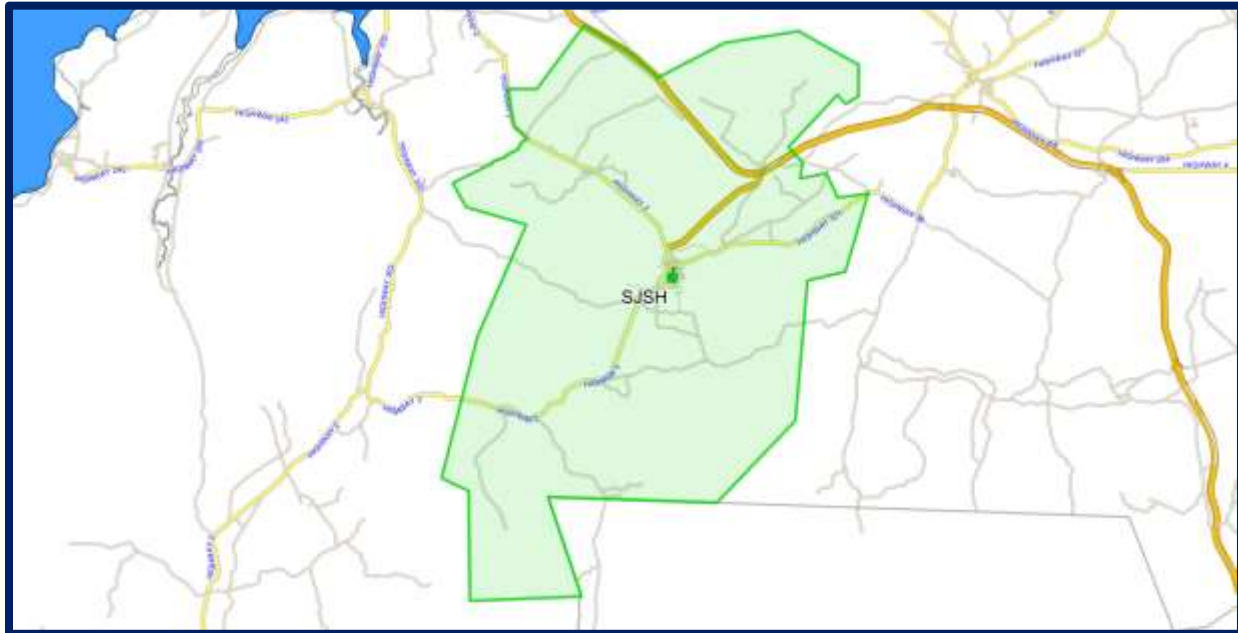
Enrolments			
	Year	Enrolment	
Historic Enrolments (past 10 years)	2012	316	
	2013	308	
	2014	293	
	2015	278	
	2016	271	
	2017	282	
	2018	269	
	2019	267	
	2020	254	
	2021	248	
<b>Current Enrolment (as of September 30th)</b>		<b>2022</b>	<b>238</b>
Projected Enrolments (next 10 years)	2023	239	
	2024	243	
	2025	225	
	2026	222	
	2027	206	
	2028	201	
	2029	200	
	2030	191	
	2031	205	
	2032	203	



## Community/Municipal Context

### Geographical Area

Additional information regarding Community/Municipal context can be found through the various links within Appendix F.



### Closest Schools

1. Oxford Regional Education Centre – 20.2 km/18 minutes
2. E.B. Chandler Jr. High School – 26.9 km/28 minutes  
Amherst Regional High School – 26.5 km/25 minutes

### Future Considerations

The CCRCE Long Range outlook (LRO) provides an extensive amount of information on CCRCE, its schools including Springhill Jr/Sr High School, its feeder schools and the greater educational community. The contents provide a starting point for discussion, planning and consultation regarding *possible challenges* facing individual schools and a group of associated schools.

The CCRCE Long Range Outlook is used to support future processes including provision of various education programs, capital construction requests (new schools and renovations), school boundary reviews, and school reviews. It also provides a foundation for communication and engagement with school communities, School Advisory Councils, staff, municipalities and other stakeholders. This could indicate the challenge being faced that will need consideration by all parties in the future.



Communities should consider this document alongside information and data on other local services, environment, economy, built heritage, transportation/connectivity, communications, social/cultural and government aspects.

The CCRCE has developed a number of Initiating Factors in conjunction with the LRO information for consideration of a school review process(es). These Initiating Factors can be used as a mechanism by the board to assist in considering a school(s) review.

The Initiating Factors are grouped within the following five board categories:

- Demographics
- Educational Services Optimization
- Facility
- Financial
- Utilization

These factors can be seen in detail within Appendix H.

CCRCE will endeavor to continue to communicate with schools and their communities to develop a better understanding of the information in this section. This includes how it can be used to identify and support the needs of individual schools and groups of schools, such as the feeder system with this educational facility.

# Spring Street Academy

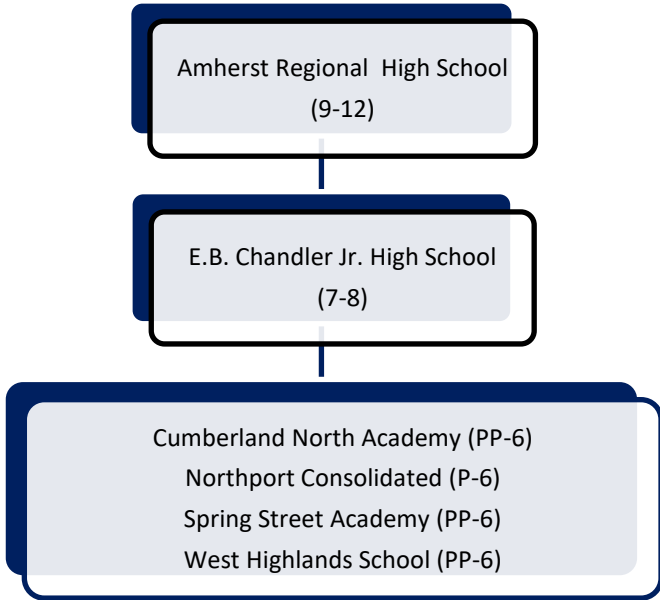
## Chignecto Family of Schools



Address	59 Spring Street Amherst, N.S. B4H 1S4
Grade Configuration	PP-6
Age of Facility	17 (2005)
Square Footage	56,489
Number of Stories with Teaching Spaces	2
Number of Portable Teaching Spaces/Classrooms	0
Current School Capacity (permanent structures only)	499 (20 classrooms)
School Utilization	80%
Specific (Specialized) Programming Offered at the School	<ul style="list-style-type: none"> <li>• Behaviour Support Model</li> <li>• Behaviour Support Teacher</li> <li>• Calming Room</li> <li>• Child &amp; Youth Care Practitioner</li> <li>• Daily Meditation/Yoga – school wide</li> <li>• English as a Second Language Support (EAL)</li> <li>• Early Literacy Support</li> <li>• Grades P-4 French Immersion</li> <li>• Intensive Math Support</li> <li>• Learning Disabilities Support Teacher</li> <li>• Learning Centre</li> <li>• Learning Support</li> <li>• Literacy Mentor/Coach</li> <li>• Math Mentor/Coach</li> <li>• Peaceful Playground</li> <li>• Pre-Primary (housed at ARHS)</li> <li>• Reading Recovery</li> <li>• Resource Support</li> <li>• Restorative Approach</li> <li>• School Counsellor</li> <li>• SchoolsPlus</li> </ul>

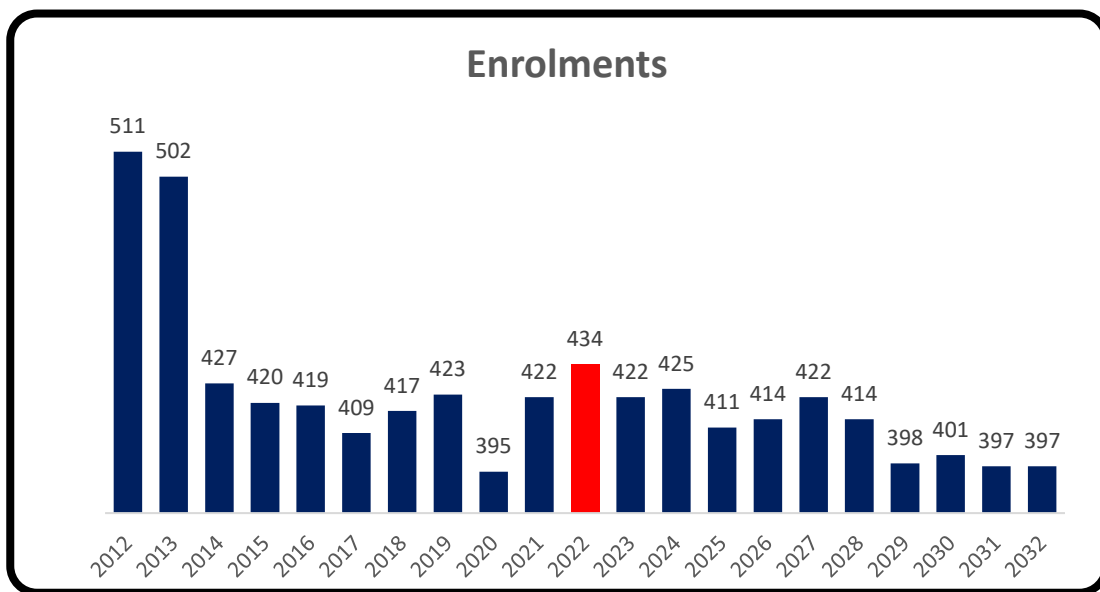
	<ul style="list-style-type: none"> <li>• Second Step Social &amp; Emotional Learning Curriculum (SEL)</li> <li>• Social and Emotional Program <ul style="list-style-type: none"> <li>➤ Calming Room</li> <li>➤ Roots of Empathy</li> </ul> </li> <li>• Student Support Worker</li> </ul>
Provincially approved addition and alteration projects or other major capital upgrades, including dates completed (if applicable)	<ul style="list-style-type: none"> <li>• 2011 Ventilation efficiency – upgraded</li> <li>• 2018 Humidifiers - operating</li> <li>• 2019 Calming room – upgraded</li> <li>• 2019 Heat pump - replaced</li> <li>• 2020 Fire alarm – upgraded</li> <li>• 2022 Outdoor Classroom</li> </ul>
Current Overall Building Condition	Good
Future Considerations	<ul style="list-style-type: none"> <li>• Blue Lights</li> <li>• Roof repairs – required</li> <li>• Security - upgrade</li> <li>• Upgrades/re-purposing of soccer field</li> </ul>
Information about Review of the School Previously Conducted	N/A
Any Other Factors Relevant to the School	<ul style="list-style-type: none"> <li>• Community Daycares – delivery &amp; pickup</li> <li>• Enhancement – Gymnasium (Fully accessible)</li> <li>• YMCA After School Program (Twice per week)</li> </ul>

**School Feeder System – Chignecto Family of Schools**



## Enrolments

	Year	Enrolment	
Historic Enrolments (past 10 years)	2012	511	
	2013	502	
	2014	427	
	2015	420	
	2016	419	
	2017	409	
	2018	417	
	2019	423	
	2020	395	
	2021	422	
<b>Current Enrolment (as of September 30<sup>th</sup>)</b>		<b>2022</b>	<b>434</b>
Projected Enrolments (next 10 years)	2023	422	
	2024	425	
	2025	411	
	2026	414	
	2027	422	
	2028	414	
	2029	398	
	2030	401	
	2031	397	
	2032	397	



## Community/Municipal Context

### Geographical Area

Additional information regarding Community/Municipal context can be found through the various links within Appendix F.



### Closest Schools

1. Cumberland North Academy – 5.2 km/7 minutes
2. West Highlands School – 2.2 km/5 minutes

# Tatamagouche Regional Academy

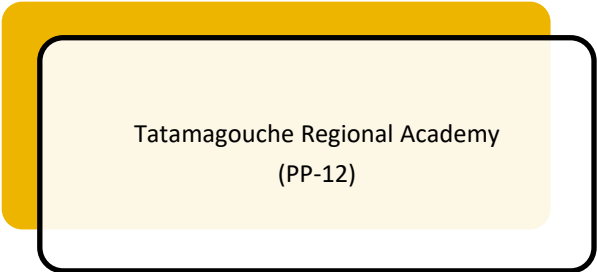


## Cobequid Family of Schools

Address	90 Blair Avenue Tatamagouche, N.S. B0K 1V0
Grade Configuration	PP-12
Age of Facility	4 (2018)
Square Footage	79,262
Number of Stories with Teaching Spaces	2
Number of Portable Teaching Spaces/Classrooms	0
Current School Capacity (permanent structures only)	654 (33%)
School Utilization	64%
Specific (Specialized) Programming Offered at the School	<ul style="list-style-type: none"> <li>• Alternative Education Teacher</li> <li>• Anger Management Program</li> <li>• After School Physical Activity</li> <li>• Band</li> <li>• Breakfast Program</li> <li>• Community Outreach Worker</li> <li>• Drama</li> <li>• Early Literacy Support</li> <li>• Extra-Curricular Activities</li> <li>• In-School Suspension</li> <li>• Librarian</li> <li>• Literacy Mentor</li> <li>• Mathematics Coach</li> <li>• Mental Health Clinician</li> <li>• Peers Program</li> <li>• Pre-Primary</li> <li>• Options &amp; Opportunities Program (O<sub>2</sub>)</li> <li>• Reading Recovery</li> <li>• Restorative Approach</li> <li>• School Counsellor</li> <li>• Schools Plus</li> <li>• School Psychologist</li> <li>• Speech Language Pathologist</li> </ul>

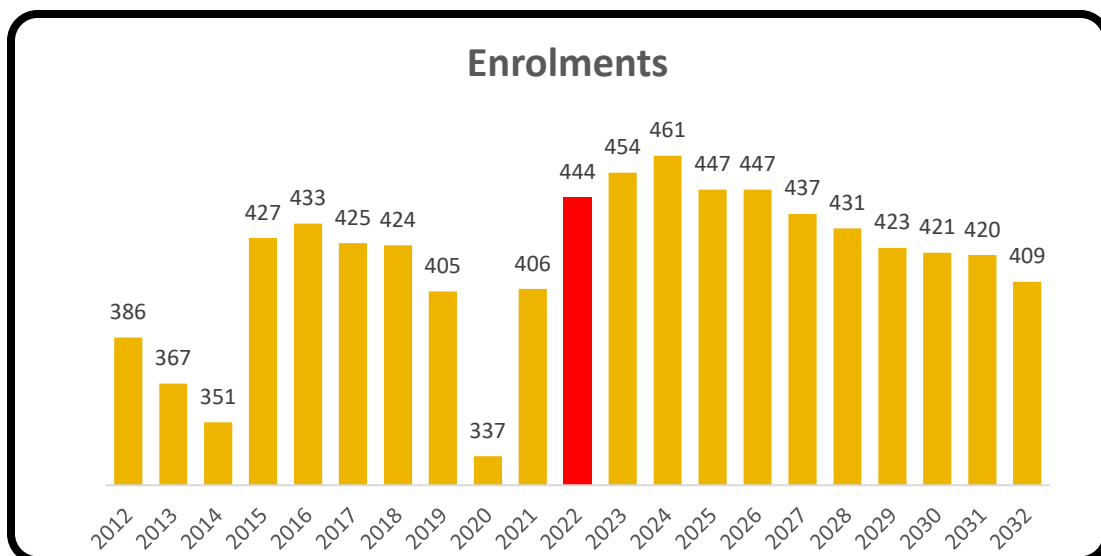
Provincially approved addition and alteration projects or other major capital upgrades, including dates completed (if applicable)	<ul style="list-style-type: none"> <li>• Social &amp; Emotional Program</li> <li>• 2018 A new P-12 school opened to replace North Colchester High School &amp; Tatamagouche Elementary School.</li> <li>• 2021 Greenhouse – constructed</li> <li>• 2021 Gym floor – refinished</li> <li>• 2021 Swing set (8 section) – installed</li> <li>• 2022 Outdoor Classroom</li> </ul>
Current Overall Building Condition	Good
Future Considerations	N/A
Information about Review of the School Previously Conducted	N/A
Any Other Factors Relevant to the School	<ul style="list-style-type: none"> <li>• Edible Schoolyard/Garden</li> </ul>

**School Feeder System – Cobequid Family of Schools**



## Enrolments

	Year	Enrolment
Historic Enrolments (past 10 years)  <b>(Enrolments from 2012-2017 include North Colchester High and Tatamagouche Elementary Schools prior to Tatamagouche Regional Academy opening with a grade configuration of P-12).</b>	2012	386
	2013	367
	2014	351
	2015	427
	2016	433
	2017	425
	2018	424
	2019	405
	2020	337
	2021	406
<b>Current Enrolment (as of September 30th) – includes Pre-Primary</b>	<b>2022</b>	<b>444</b>
Projected Enrolment (next 10 years) – includes Pre-Primary	2023	454
	2024	461
	2025	447
	2026	447
	2027	437
	2028	431
	2029	423
	2030	421
	2031	420
	2032	409





## Community/Municipal Context

### Geographical Area

Additional information regarding Community/Municipal context can be found through the various links within Appendix F.



### Closest Schools

1. Wallace Consolidated – 19.3 km/16 minutes  
Pictou Academy – 52.4 km/46 min
2. McCulloch Education Centre - 53.7 km/46 min  
Pictou Academy – 52.4 km/46 cm

# Thorburn Consolidated School

## Celtic Family of Schools

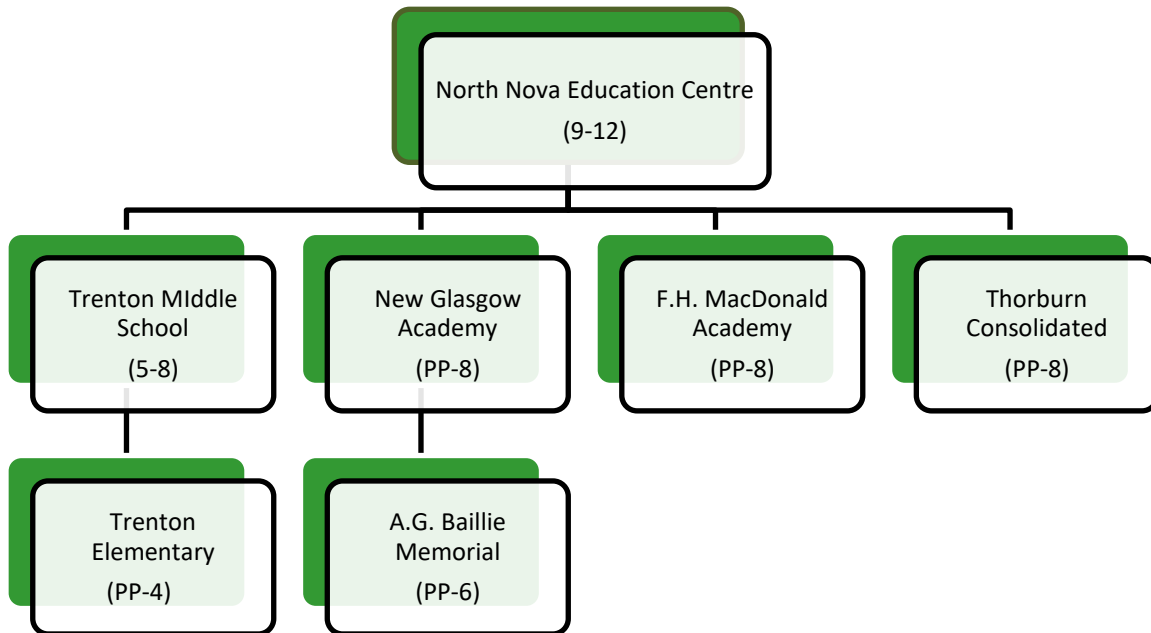


Address	13 New Road Thorburn, N.S. B0K 1W0
Grade Configuration	PP-8
Age of Facility	52 (1970)
Square Footage	61,924
Additions	1977
Number of Stories with Teaching Spaces	2
Number of Portable Teaching Spaces/Classrooms	0
Current School Capacity (permanent structures only)	389 (16 classrooms)
School Utilization	62%
Specific (Specialized) Programming Offered at the School	<ul style="list-style-type: none"> <li>• Adolescent Outreach Worker</li> <li>• Child &amp; Youth Care Practitioner (CYCP)</li> <li>• Early Literacy Support</li> <li>• Guidance</li> <li>• Learning Centre</li> <li>• LD Support</li> <li>• Librarian</li> <li>• Literacy Mentor</li> <li>• Math Mentor</li> <li>• Mental Health Clinician</li> <li>• Pre-Primary</li> <li>• Reading Recovery</li> <li>• Restorative Approach</li> <li>• SchoolsPlus Community Outreach Worker</li> <li>• School Psychologist</li> <li>• SchoolsPlus</li> <li>• Speech Language Pathologist</li> </ul>

	<ul style="list-style-type: none"> <li>• Social Emotional Learning Teacher</li> <li>• Social and Emotional Programming <ul style="list-style-type: none"> <li>➤ Changing Male Conversation</li> <li>➤ Free to be Me</li> <li>➤ Friends for Life</li> <li>➤ How Does Your Engine Run?</li> <li>➤ Incredible Flexible You</li> <li>➤ Mindfulness</li> <li>➤ We Thinkers</li> <li>➤ Zones of Regulation</li> </ul> </li> </ul>
Provincially approved addition and alteration projects or other major capital upgrades, including dates completed (if applicable)	<ul style="list-style-type: none"> <li>• 2012 Ventilation System - installed</li> <li>• 2013 Electrical service entrance</li> <li>• 2013 Plumbing - upgraded</li> <li>• 2014 Roof – section replaced</li> <li>• 2018 Boiler - installed</li> <li>• 2018 Entrances – upgraded</li> <li>• 2018 Siding – replaced between windows</li> <li>• 2018 Windows/doors - upgraded</li> <li>• 2021 Fenced area for Pre-Primary</li> <li>• 2021 Gaga Pit (2) – installed</li> <li>• 2021 Handrail guards installed on two stairwells</li> <li>• 2021 Roof installed over cafeteria</li> <li>• 2021 Stair treads – replaced</li> <li>• 2021 Water Filtration System - installed</li> <li>• 2022 Outdoor Classroom</li> <li>• Radon Remediation (ongoing)</li> </ul>
Current Overall Building Condition	Satisfactory
Future Considerations	<ul style="list-style-type: none"> <li>• Consider replacing VCT tiles in the gym with a synthetic floor</li> <li>• Exterior painting</li> <li>• Infill change rooms as part of the radon remediation</li> <li>• Roof - replace sections</li> <li>• Walkways and sidewalks – replace</li> <li>• Water System – upgrade (school on bottled water)</li> </ul>
Information about Review of the School Previously Conducted	N/A
Any Other Factors Relevant to the School	<ul style="list-style-type: none"> <li>• Active Health &amp; Safety Committee</li> <li>• Active Pictou County After School Program (weekly after school)</li> <li>• Backpack Program – Support families with meals on wheels on weekends</li> </ul>

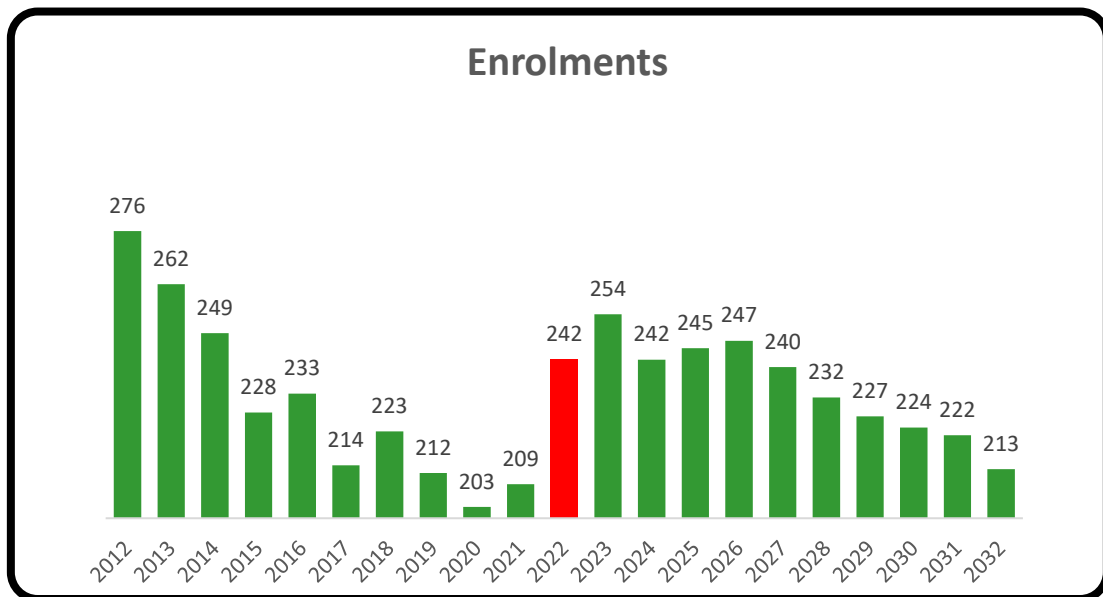
- Breakfast Program
- Gym – used by minor hockey for dry land training (once a week)
- Local hockey teams – use the facility for end of season hockey parties
- Local softball teams – pre-season practice – gymnasium
- Pictou County Lightning Basketball (twice a week)
- Pictou County Rugby – pre-season practice in gymnasium & field
- School Advisory Council
- Home and School Association
- Beavers, Cubs & Scouts – use facility for meetings (each group meets once a week)

## School Feeder System – Celtic Family of Schools



## Enrolments

	Year	Enrolment
Historic Enrolments (past 10 years)	2012	276
	2013	262
	2014	249
	2015	228
	2016	233
	2017	214
	2018	223
	2019	212
	2020	203
	2021	209
<b>Current Enrolment (as of September 30th) – includes Pre-Primary</b>	<b>2022</b>	<b>242</b>
Projected Enrolments (next 10 years) – includes Pre-Primary	2023	254
	2024	242
	2025	245
	2026	247
	2027	240
	2028	232
	2029	227
	2030	224
	2031	222
	2032	213



## Community/Municipal Context

Additional information regarding Community/Municipal context can be found through the various links within Appendix F.



### Closest Schools

1. New Glasgow Academy – 8.1 km/9 minutes
2. F.H. MacDonald Academy – 8.9 km/9 minutes

# Trenton Elementary

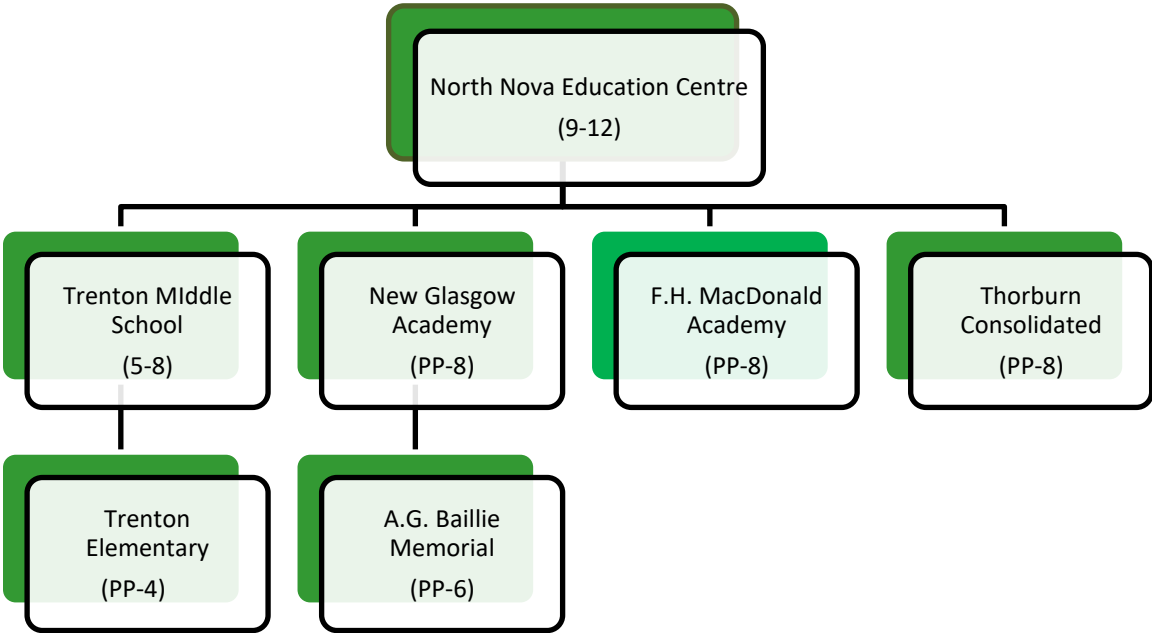
## Celtic Family of Schools



Address	1 Sixth Street Trenton, N.S. B0K 1X0
Grade Configuration	PP-4
Age of Facility	55 (1966)
Square Footage	63,700
Number of Stories with Teaching Spaces	2
Number of Portable Teaching Spaces/Classrooms	0
Current School Capacity (permanent structures only)	250 (10 classrooms)
School Utilization	60%
Specific (Specialized) Programming Offered at the School	<ul style="list-style-type: none"> <li>• Early Literacy Support</li> <li>• Intensive Math Support</li> <li>• Literacy Mentor</li> <li>• Pre-Primary</li> <li>• Restorative Approach</li> </ul>
Provincially approved addition and alteration projects or other major capital upgrades, including dates completed (if applicable)	<ul style="list-style-type: none"> <li>• 2011 Oil tank – replaced</li> <li>• 2018 Roof – partial replacement</li> <li>• 2021 Fence – installed in Pre-Primary</li> <li>• 2021 Fence – installed BAP Program</li> <li>• 2022 Outdoor Classroom</li> <li>• 2023 Main doors – replaced</li> <li>• 2023 Side doors out to playground – replaced</li> </ul>
Current Overall Building Condition	Satisfactory
Future Considerations	<ul style="list-style-type: none"> <li>• On June 22, 2023 it was announced a new P-8 school will be built to combine the students from Trenton Elementary and Trenton Middle schools. It is expected to open in September 2027.</li> </ul>

	<ul style="list-style-type: none"> <li>• This school is on the Capital Construction list (with Trenton Middle School) for significant work.</li> <li>• Flooring – replace</li> <li>• Lighting – upgrade</li> <li>• Main entrance not handicapped accessible</li> <li>• Replace VCT tile in gym with a synthetic floor</li> <li>• Secure entrance</li> <li>• Windows - replace section</li> </ul>
Information about Review of the School Previously Conducted	<ul style="list-style-type: none"> <li>• School Review 2006</li> </ul>
Any Other Factors Relevant to the School	<ul style="list-style-type: none"> <li>• Trenton Recreation (2 or more evenings each week)</li> <li>• YMCA Afterschool Program</li> </ul>

**School Feeder System – Celtic Family of Schools**

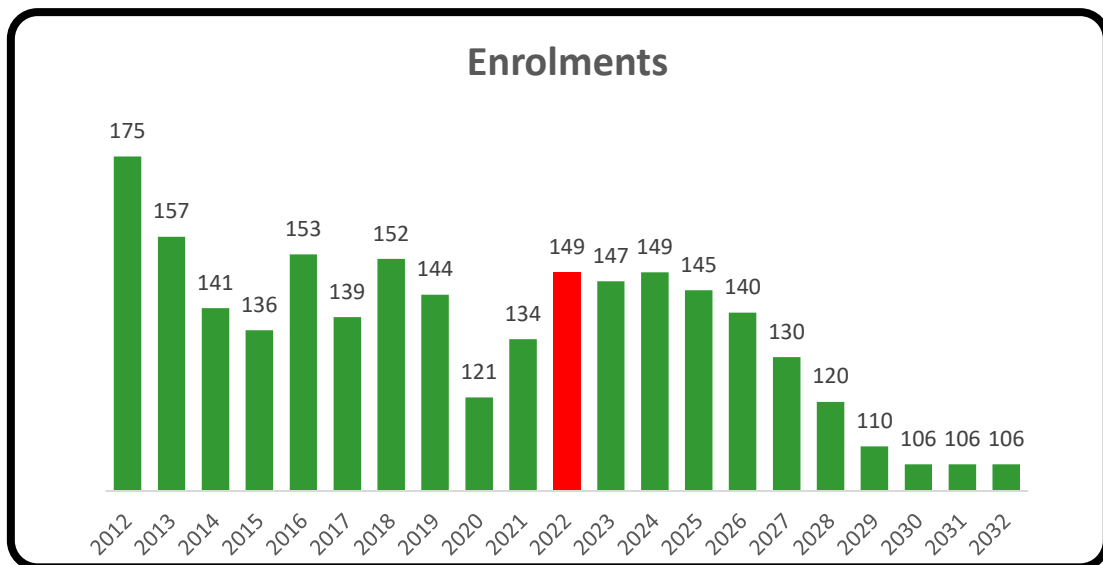


]



## Enrolments

	Year	Enrolment	
Historic Enrolments (past 10 years)	2012	175	
	2013	157	
	2014	141	
	2015	136	
	2016	153	
	2017	139	
	2018	152	
	2019	144	
	2020	121	
	2021	134	
<b>Current Enrolment (as of September 30th) – includes Pre-Primary</b>		<b>2022</b>	<b>149</b>
Projected Enrolments (next 10 years) – includes Pre-Primary	2023	147	
	2024	149	
	2025	145	
	2026	140	
	2027	130	
	2028	120	
	2029	110	
	2030	106	
	2031	106	
	2032	106	



## Community/Municipal Context

### Geographic Area

Additional information regarding Community/Municipal context can be found through the various links within Appendix F.



### Closest Schools

1. A.G. Baillie Memorial – 5.5 km/9 minutes
2. New Glasgow Academy – 4.6 km/8 minutes

# Trenton Middle School

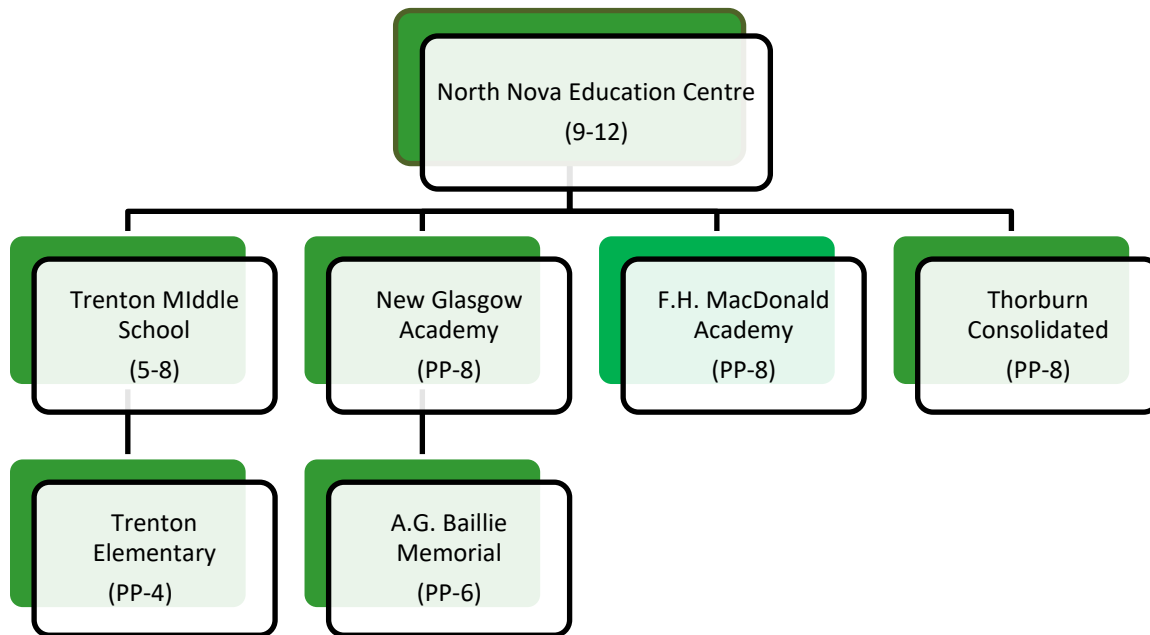
## Celtic Family of Schools



Address	37 Dickie Street Trenton, N.S. B0K 1X0
Grade Configuration	5-8
Age of Facility	97 (1925)
Square Footage	56,680
Additions	1953, 1985 & 1967
Number of Stories with Teaching Spaces	3
Number of Portable Teaching Spaces/Classrooms	0
Current School Capacity (permanent structures only)	410 (14 classrooms)
School Utilization	32%
Specific (Specialized) Programming Offered at the School	<ul style="list-style-type: none"> <li>• Librarian</li> <li>• Multi-Disciplinary Team Support</li> <li>• Restorative Approach</li> <li>• SchoolsPlus</li> <li>• Social and Emotional Program</li> </ul>
Provincially approved addition and alteration projects or other major capital upgrades, including dates completed (if applicable)	<ul style="list-style-type: none"> <li>• 2012 Heating pipe – upgraded</li> <li>• 2013 Fire safety – upgraded</li> <li>• 2013 Heating pipe – upgraded</li> <li>• 2014 Boiler burner - replaced</li> <li>• 2017 12"x12" Tiles coated with fire rated paint</li> <li>• 2017 Brick removed and new drains installed by cafeteria side of building</li> <li>• 2018 Gym floor – synthetic floor</li> <li>• 2018 Roof – section replaced</li> <li>• 2018 Setup to accommodate Celtic Office</li> <li>• 2021 Boiler – installed with associated control and piping</li> <li>• 2021 Roof repairs (Emergency)</li> </ul>

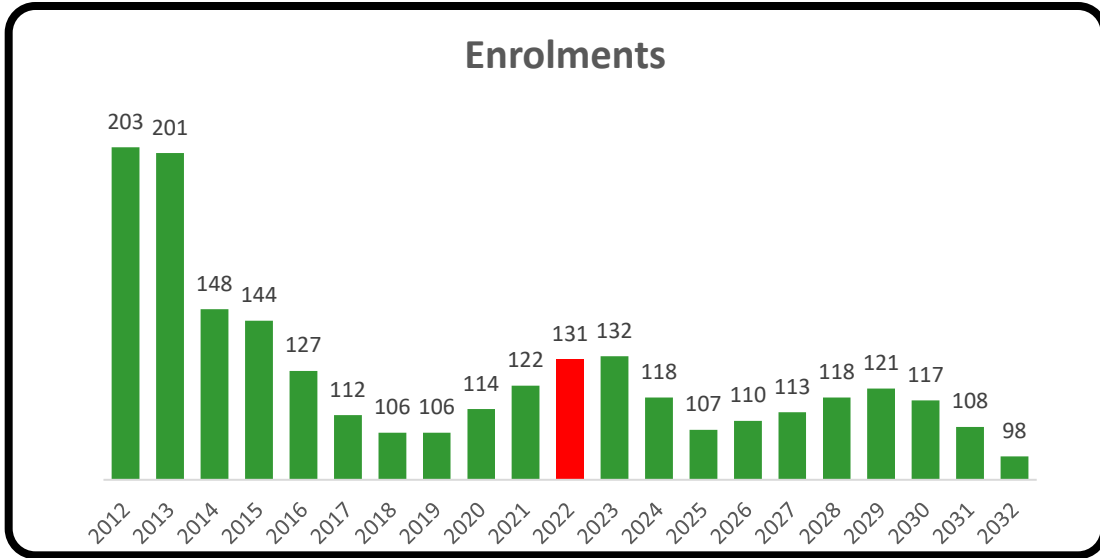
	<ul style="list-style-type: none"> <li>• 2021 Fence – installed around outdoor green space</li> <li>• 2021 Flag pole – installed</li> <li>• 2021 Gaga Pits (2) – installed</li> <li>• 2021 Tile – replaced in several classrooms for the Adult High School and 1<sup>st</sup> floor hallway</li> </ul>
<p>Current Overall Building Condition</p> <p>Future Considerations</p>	<p>Functional</p> <ul style="list-style-type: none"> <li>• On June 22, 2023 it was announced a new P-8 school will be built to combine the students from Trenton Elementary and Trenton Middle schools. It is expected to open in September 2027.</li> <li>• Accessibility- upgrades required</li> <li>• Alternative High School – not handicap accessible</li> <li>• Boiler - replace</li> <li>• Brick repointing required in north section</li> <li>• Electrical - upgrade</li> <li>• Elevator doors need to be replaced</li> <li>• Flooring - replace</li> <li>• Hard surface play area</li> <li>• Lighting - upgrade</li> <li>• Main entrance – new doors and windows</li> <li>• New windows</li> <li>• Secure entrance</li> </ul>
<p>Information about Review of the School Previously Conducted</p>	<p>N/A</p>
<p>Any Other Factors Relevant to the School</p>	<ul style="list-style-type: none"> <li>• Community Volunteer Program</li> <li>• Home and School</li> <li>• SAC</li> <li>• Uplift School</li> <li>• Weekly Community Use through Trenton Recreation and other agencies.</li> </ul>

## School Feeder System – Celtic Family of Schools



## Enrolments

	Year	Enrolment
Historic Enrolments (past 10 years)  <b>(In 2014 the grade configuration changed from 5-9 to a 5-8. The grade 9 students moved to North Nova Education Centre).</b>	2012	203
	2013	201
	2014	148
	2015	144
	2016	127
	2017	112
	2018	106
	2019	106
	2020	114
	2021	122
<b>Current Enrolment (as of September 30<sup>th</sup>)</b>	<b>2022</b>	<b>131</b>
Projected Enrolments (next 10 years)	2023	132
	2024	118
	2025	107
	2026	110
	2027	113
	2028	118
	2029	121
	2030	117
	2031	108
	2032	98



## Community/Municipal Context

### Geographic Area

Additional information regarding Community/Municipal context can be found through the various links within Appendix F.



### Closest Schools

1. New Glasgow Academy – 4.3 km/9 minutes
2. Thorburn Consolidated – 12 km/17 minutes

# Truro Elementary School

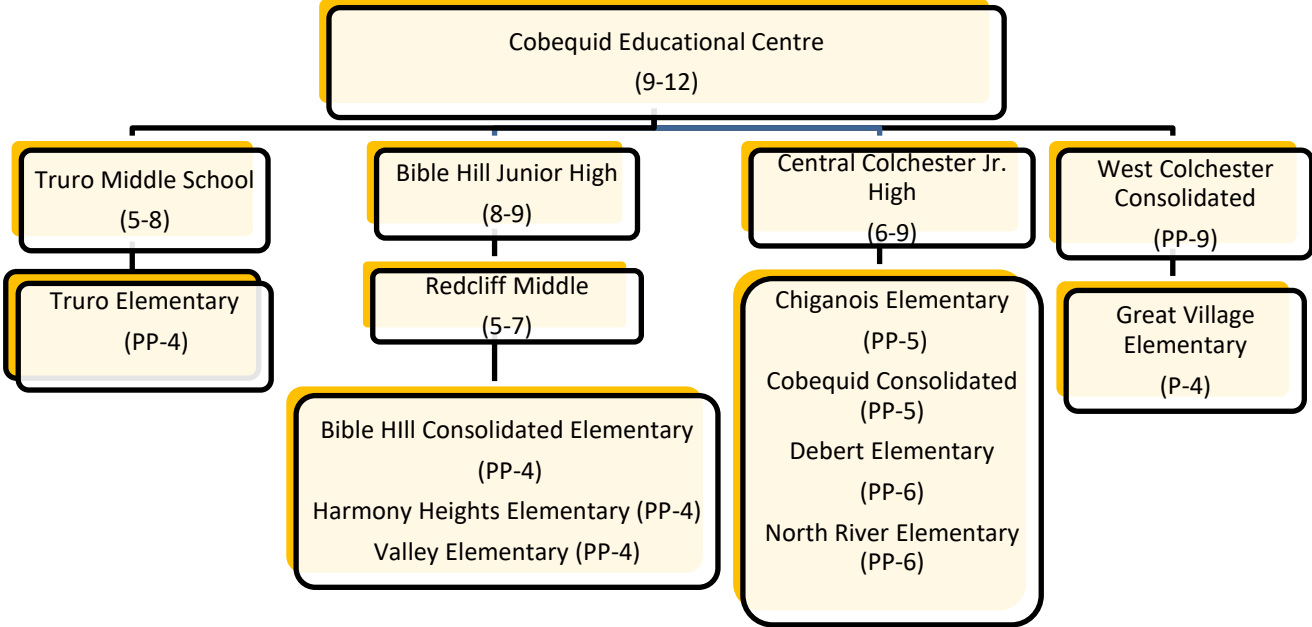
## Cobequid Family of Schools



Address	125 Curtis Drive Truro, N.S. B2N 0C5
Grade Configuration	PP-4 (In 2020 changed from PP-5 to PP-4)
Age of Facility	13 (2009)
Square Footage	63,700
Number of Stories with Teaching Spaces	2
Number of Portable Teaching Spaces/Classrooms	0
Current School Capacity (permanent structures only)	674 (27 classrooms)
School Utilization	74%
Specific (Specialized) Programming Offered at the School	<ul style="list-style-type: none"> <li>• African Nova Scotian &amp; First Nations Support Workers</li> <li>• Behavior Support</li> <li>• Early Literacy Support (ELS)</li> <li>• French Immersion (P-4)</li> <li>• Intensive Mathematics Support</li> <li>• Mathematics Coach</li> <li>• Pre-Primary</li> <li>• Reading Recovery</li> <li>• Restorative Approach</li> <li>• School Counselor</li> <li>• SchoolsPlus</li> </ul>
Provincially approved addition and alteration projects or other major capital upgrades, including dates completed (if applicable)	<ul style="list-style-type: none"> <li>• 2014 Secure entrance</li> <li>• 2018 Interior stairs – retread/repared</li> <li>• 2019 Playground – upgraded</li> <li>• 2020 Interior stairs – retread/repared</li> <li>• 2021 Playground – upgraded</li> <li>• 2022 Outdoor Classroom</li> </ul>
Current Overall Building Condition	Good
Future Considerations	<ul style="list-style-type: none"> <li>• Blue Light System</li> <li>• Exterior caulking - needed</li> </ul>

	<ul style="list-style-type: none"> <li>• Water System – upgrade required</li> <li>• Roof – replace sections</li> </ul>
Information about Review of the School Previously Conducted	N/A
Any Other Factors Relevant to the School	<ul style="list-style-type: none"> <li>• Cobequid Family of Schools has priority booking for the use of the Cougar Dome.</li> <li>• Partnered with Big Brothers Big Sisters</li> <li>• After School Program – Dr. Jane Norman College – Daily</li> </ul>

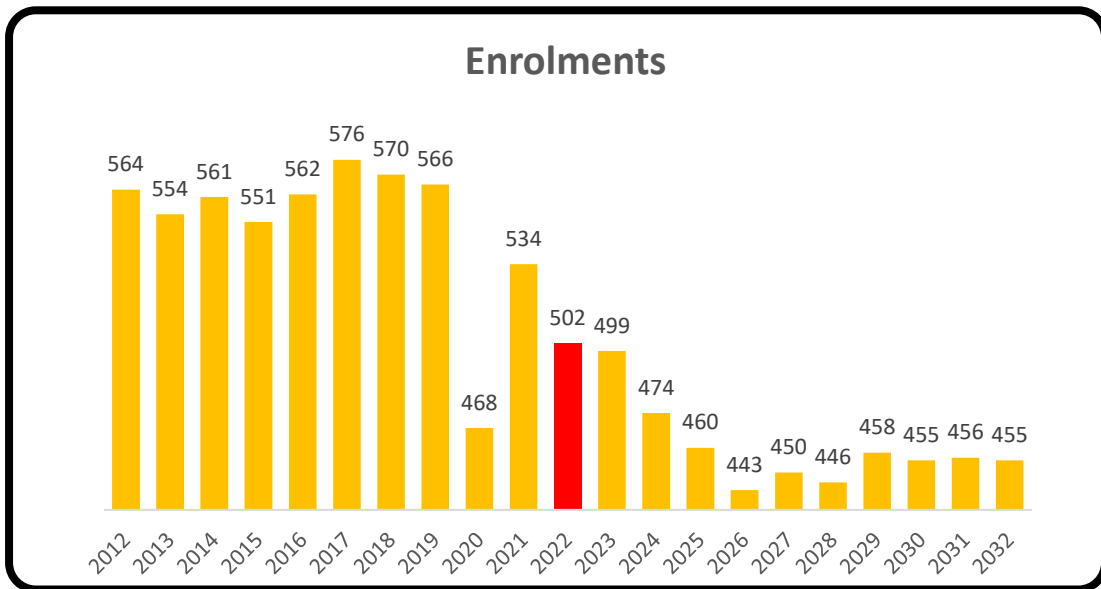
**School Feeder System – Cobequid Family of Schools**





## Enrolments

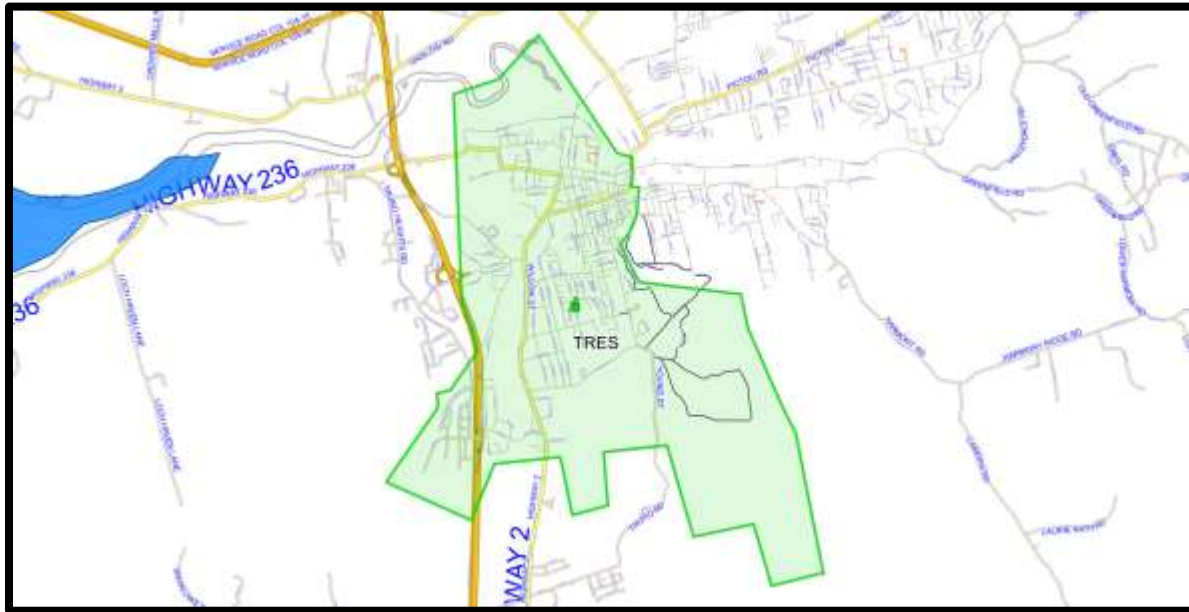
	Year	Enrolment
Historic Enrolments (past 10 years)	2012	564
	2013	554
	2014	561
	2015	551
	2016	562
	2017	576
	2018	570
	2019	566
	2020	468
	2021	534
<b>Current Enrolment (as of September 30th) – includes Pre-Primary</b>	<b>2022</b>	<b>502</b>
Projected Enrolments (next 10 years) – includes Pre-Primary	2023	499
	2024	474
	2025	460
	2026	443
	2027	450
	2028	446
	2029	458
	2030	455
	2031	456
	2032	455



## Community/Municipal Context

### Geographical Area

Additional information regarding Community/Municipal context can be found through the various links within Appendix F.



### Closest Schools

1. Harmony Heights Elementary – 4.8 km/9 minutes
2. North River Elementary – 7.8 km/12 minutes

# Truro Middle School

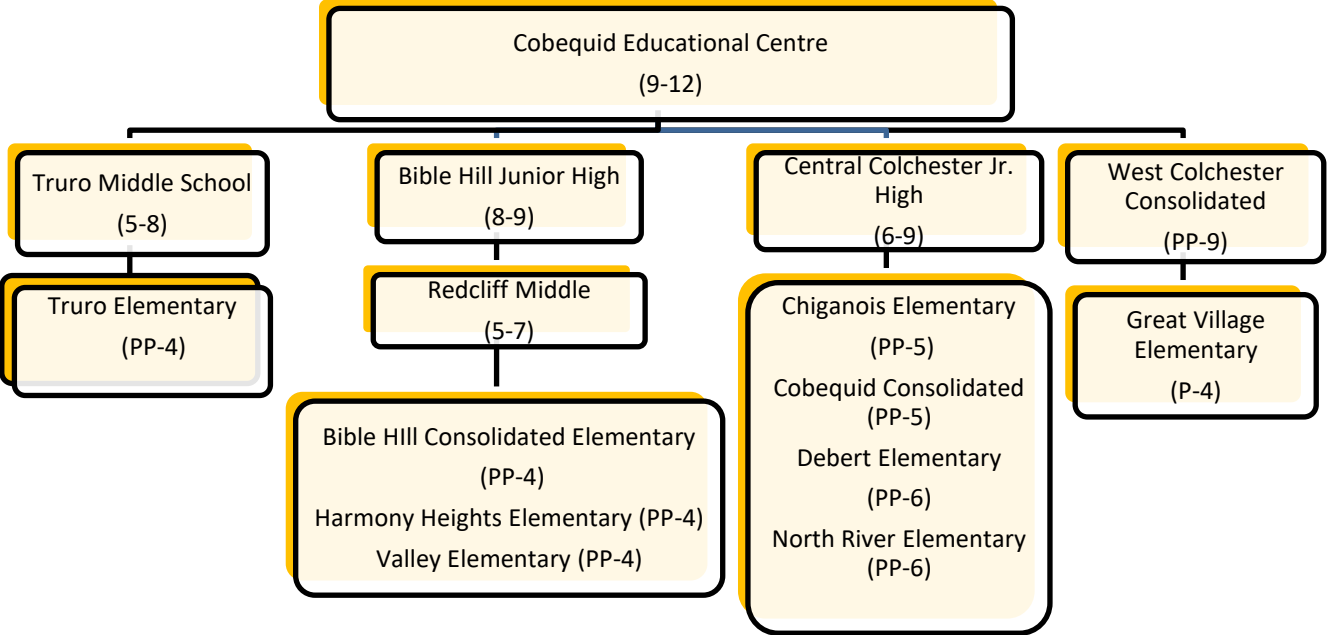
## Cobequid Family of Schools



Address	445 Young Street Truro, N.S. B2N 7H9
Grade Configuration	5-8 (In 2020 grade configuration changed from 6-9 to 5-8)
Age of Facility	18 (2004)
Square Footage	112,000
Number of Stories with Teaching Spaces	2
Number of Portable Teaching Spaces/Classrooms	0
Current School Capacity (permanent structures only)	676(24 classrooms)
School Utilization	72%
Specific (Specialized) Programming Offered at the School	<ul style="list-style-type: none"> <li>• African Nova Scotian Support Workers</li> <li>• Attendance Support Worker</li> <li>• Behavior Support Model</li> <li>• First Nations Support Workers</li> <li>• First Nations Teacher</li> <li>• Go Girls (girls – ages 12-13 focusing on physical activity, balanced eating &amp; self-esteem building)</li> <li>• In-School Suspension</li> <li>• Learning Centre Program (Special Education / Life Skills)</li> <li>• Learning Differences Programming</li> <li>• Librarian</li> <li>• Literacy Mentor</li> <li>• Morning Activity Program (MAC)</li> <li>• Mathematics Mentor</li> <li>• Millbrook Achievement Officer</li> <li>• Millbrook Homework Club</li> <li>• Panther Café (full breakfast program)</li> <li>• Restorative Approach</li> </ul>

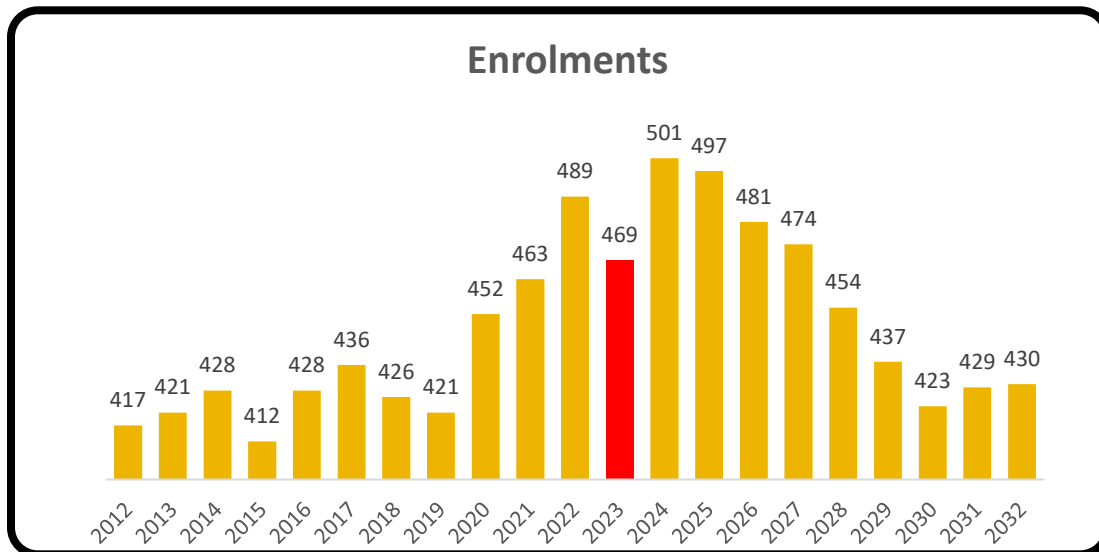
	<ul style="list-style-type: none"> <li>• SchoolsPlus</li> <li>• Social and Emotional Program <ul style="list-style-type: none"> <li>➤ Mind Up</li> </ul> </li> <li>• Special Education</li> <li>• Student Support Workers</li> </ul>
Provincially approved addition and alteration projects or other major capital upgrades, including dates completed (if applicable)	<ul style="list-style-type: none"> <li>• 2014 Roof – section replaced</li> <li>• 2015 External steel structure - removed</li> <li>• 2020 Playground – installed</li> </ul>
Current Overall Building Condition	Good
Future Considerations	<ul style="list-style-type: none"> <li>• Blue Light System</li> <li>• Boiler flue - upgrade</li> <li>• Roofing – replace section</li> </ul>
Information about Review of the School Previously Conducted	N/A
Any Other Factors Relevant to the School	<ul style="list-style-type: none"> <li>• Cobequid Family of Schools has priority booking for the use of the Cougar Dome.</li> <li>• Partnership with Big Brothers Big Sisters</li> </ul>

**School Feeder System – Cobequid Family of Schools**



## Enrolments

	Year	Enrolment	
Historic Enrolments (past 10 years)	2012	417	
	2013	421	
	2014	428	
	2015	412	
	2016	428	
	2017	436	
	2018	426	
	2019	421	
	2020	452	
	2021	463	
<b>Current Enrolment (as of September 30th)</b>		<b>2022</b>	<b>489</b>
Projected Enrolments (next 10 years)	2023	469	
	2024	501	
	2025	497	
	2026	481	
	2027	474	
	2028	454	
	2029	437	
	2030	423	
	2031	429	
	2032	430	



## Community/Municipal Context

### Geographical Area

Additional information regarding Community/Municipal context can be found through the various links within Appendix F.



### Closest Schools

1. Central Colchester Junior High – 7.2 km/9 minutes
2. Redcliff Middle School – 7.7 km/13 minutes
- Bible Hill Junior High School – 6.2 km/10 minutes

# Uniacke District School

## Nova Family of Schools



Address	551 Highway 1 Mount Uniacke, N.S. B0N 1Z0
Grade Configuration	PP-9
Age of Facility	64 (1958)
Square Footage	63,317
Additions	1970 & 1980
Number of Stories with Teaching Spaces	3
Number of Portable Teaching Spaces/Classrooms	0
Current School Capacity (permanent structures only)	700 (26 classrooms)
School Utilization	70%
Specific (Specialized) Programming Offered at the School	<ul style="list-style-type: none"> <li>• Adolescent Outreach Worker</li> <li>• Before &amp; After School Physical Activity Program</li> <li>• Behavior Support Teacher</li> <li>• Child Youth Care Practitioner</li> <li>• Early Literacy Support</li> <li>• Intensive French</li> <li>• Intensive Mathematics Support</li> <li>• Learning Centre</li> <li>• Learning Disability Support</li> <li>• Learning Support</li> <li>• Librarian</li> <li>• Literacy Mentor</li> <li>• Math Mentor/Coach</li> <li>• Pre-Primary</li> <li>• Reading Recovery</li> <li>• Restorative Approach</li> <li>• School Counsellor</li> <li>• SchoolsPlus</li> <li>• Social and Emotional Program               <ul style="list-style-type: none"> <li>➤ Second Step</li> <li>➤ Superflex</li> </ul> </li> </ul>

<p>Provincially approved addition and alteration projects or other major capital upgrades, including dates completed (if applicable)</p>	<ul style="list-style-type: none"> <li>• 2013 Roof – replaced sections</li> <li>• 2014 Roof – replaced sections</li> <li>• 2016 Accessibility elevator – addition</li> <li>• 2016 Domestic water - upgraded</li> <li>• 2016 Walkway &amp; sidewalk - replaced</li> <li>• 2017 Exterior cladding</li> <li>• 2018 Floor tile in Library, Café and two Resource Rooms – replaced</li> <li>• 2018 Gym floor - replaced</li> <li>• 2019 Fire panel – replaced</li> <li>• 2019 Water heater &amp; lines - replaced</li> <li>• 2021 Blue Light System – installed</li> <li>• 2021 PA System – installed</li> <li>• 2021 Pre-Primary fence – installed</li> <li>• 2021 Washroom – upgraded</li> </ul>
<p>Current Overall Building Condition</p> <p>Future Considerations</p>	<p>Functional</p> <ul style="list-style-type: none"> <li>• Boiler - replace</li> <li>• Bus loop – upgrade</li> <li>• Exhaust fan - replace</li> <li>• Exterior siding (balance of school)</li> <li>• Interior painting – upgrade</li> <li>• LED lighting - upgrade</li> <li>• Parking area - paving</li> <li>• Roof – replace sections</li> <li>• Security/controlled entrance</li> <li>• Stage floor - replace</li> <li>• Window - replace section</li> <li>• This school is on the CCRCE Capital Construction list for significant work.</li> </ul>
<p>Information about Review of the School Previously Conducted</p>	<p>N/A</p>
<p>Any Other Factors Relevant to the School</p>	<p>Grades 10-12 attend high school within the Annapolis Valley Regional School Board at Avonview High in Windsor, Nova Scotia.</p> <p>In the Capital Project Submission, a new school was requested to include the students from Hants North Rural High School, Kennetcook District, Cobequid District and Rawdon District Elementary School. If the new school is approved, there is potential for the grades 10-12 student attending Avonview High School to attend the new school.</p>

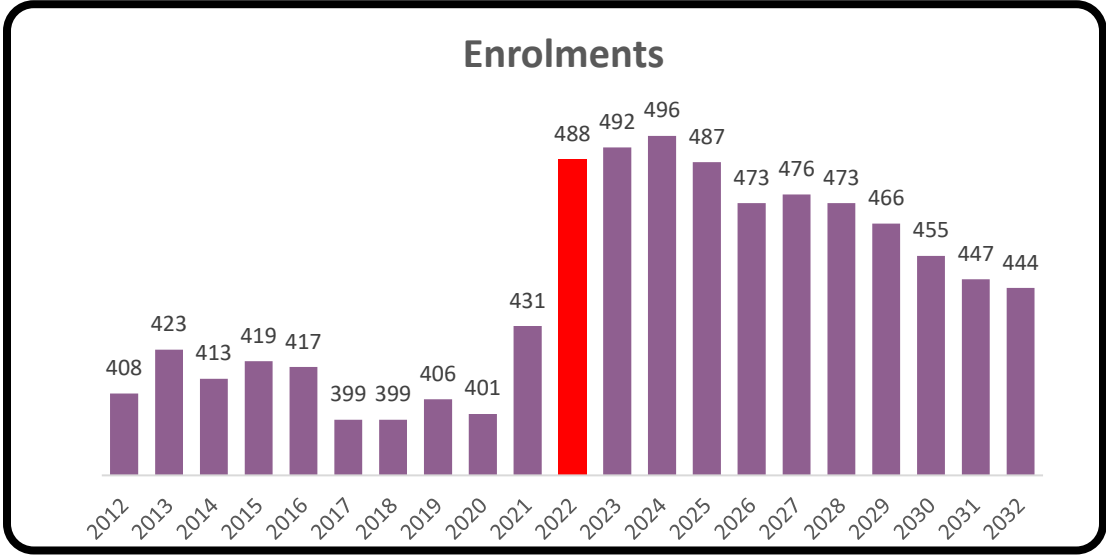


## School Feeder System – Nova Family of Schools

Uniacke District School  
(PP-9)

### Enrolments

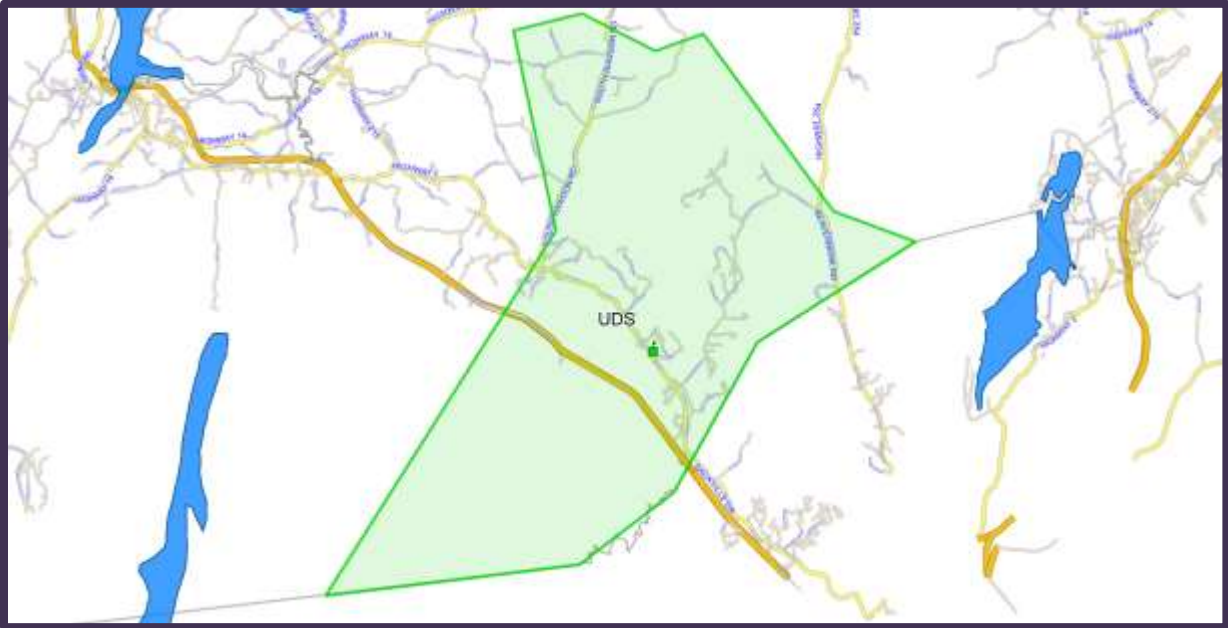
	Year	Enrolment
Historic Enrolments (next 10 years)	2012	408
	2013	423
	2014	413
	2015	419
	2016	417
	2017	399
	2018	399
	2019	406
	2020	401
	2021	431
<b>Current Enrolment (as of September 30) – includes Pre-Primary</b>	<b>2022</b>	<b>488</b>
Projected Enrolments (next 10 years) -includes Pre-Primary	2023	492
	2024	496
	2025	487
	2026	473
	2027	476
	2028	473
	2029	466
	2030	455
	2031	447
	2032	444



## Community/Municipal Context

### Geographic Area

Additional information regarding Community/Municipal context can be found through the various links within Appendix F.



## **Closest Schools**

1. Rawdon District Elementary – 29.8 km/27 minutes
2. Kennetcook District Elementary – 42.9 km/37 minutes
3. Hants North Rural High School – 42.9 km/37 minute

## **Future Considerations**

The CCRCE Long Range outlook (LRO) provides an extensive amount of information on CCRCE, its schools including Uniacke District School, its feeder schools and the greater educational community. The contents provide a starting point for discussion, planning and consultation regarding *possible challenges* facing individual schools and a group of associated schools.

The CCRCE Long Range Outlook is used to support future processes including provision of various education programs, capital construction requests (new schools and renovations), school boundary reviews, and school reviews. It also provides a foundation for communication and engagement with school communities, School Advisory Councils, staff, municipalities and other stakeholders. This could indicate the challenge being faced that will need consideration by all parties in the future.

Communities should consider this document alongside information and data on other local services, environment, economy, built heritage, transportation/connectivity, communications, social/cultural and government aspects.

The CCRCE has developed a number of Initiating Factors in conjunction with the LRO information for consideration of a school review process(es). These Initiating Factors can be used as a mechanism by the board to assist in considering a school(s) review.

The Initiating Factors are grouped within the following five board categories:

- Demographics
- Educational Services Optimization
- Facility
- Financial
- Utilization

These factors can be seen in detail within Appendix H.

CCRCE will endeavor to continue to communicate with schools and their communities to develop a better understanding of the information in this section. This includes how it can be used to identify and support the needs of individual schools and groups of schools, such as the feeder system with this educational facility.

# Upper Stewiacke Elementary School

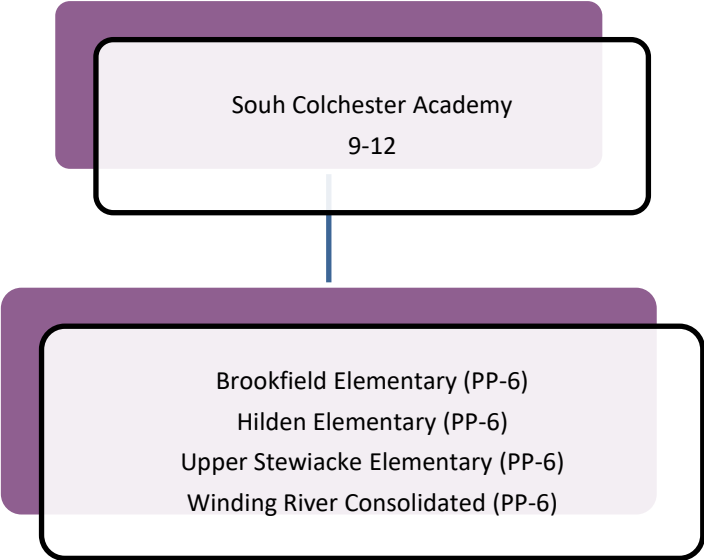
## Nova Family of Schools



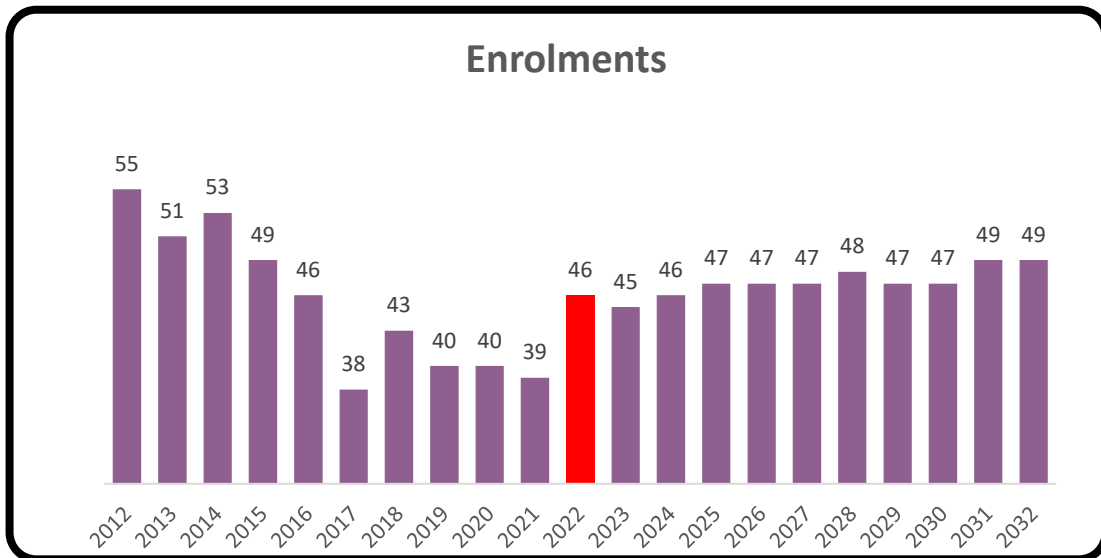
Address	5327 Highway 289 Upper Stewiacke, N.S. B0N 2P0
Grade Configuration	PP-6
Age of Facility	54 (1968)
Square Footage	8,795
Number of Stories with Teaching Spaces	1
Number of Portable Teaching Spaces/Classrooms	0
Current School Capacity (permanent structures only)	75 (3 classrooms)
School Utilization	61%
Specific (Specialized) Programming Offered at the School	<ul style="list-style-type: none"> <li>• Psychologist</li> <li>• Pre-Primary</li> <li>• Reading Recovery</li> <li>• Restorative Approach</li> <li>• SchoolsPlus</li> <li>• Speech Language Pathologist</li> </ul>
<ul style="list-style-type: none"> <li>• Provincially approved addition and alteration projects or other major capital upgrades, including dates completed (if applicable)</li> </ul>	<ul style="list-style-type: none"> <li>• 2011 Ramp – installed</li> <li>• 2014 Exterior door, soffit and fascia, replaced</li> <li>• 2014 Play space - installed</li> <li>• 2017 Boiler – replaced</li> <li>• 2019 Cafeteria tables – added</li> <li>• 2019 T12 Lighting – replaced</li> <li>• 2019 Waterlines to dwellings - replaced</li> <li>• 2020 Electrical – upgraded main disconnect</li> <li>• 2021 Classroom - converted to Pre-Primary</li> <li>• 2022 Kitchen exhaust hood - installed</li> <li>• 2023 Exhaust fans – replaced</li> </ul>
Current Overall Building Condition	Satisfactory
Future Considerations	<ul style="list-style-type: none"> <li>• Accessibility Improvements</li> <li>• LED Lighting - upgrade</li> <li>• PA System</li> <li>• Roof - replace section</li> </ul>

	<ul style="list-style-type: none"> <li>• Security/controlled entrance</li> <li>• Washroom - upgrade</li> </ul>
Information about Review of the School Previously Conducted	N/A
Any Other Factors Relevant to the School	<ul style="list-style-type: none"> <li>• Colchester East Hants Regional Library Satellite Site (every 3 weeks)</li> <li>• Community Groups (various groups – weekly)</li> <li>• Summer Day Camp (1 week/summer)</li> </ul>

**School Feeder System – Nova Family of Schools**



Enrolments			
	Year	Enrolment	
Historic Enrolments (past 10 years)	2012	55	
	2013	51	
	2014	53	
	2015	49	
	2016	46	
	2017	38	
	2018	43	
	2019	40	
	2020	40	
	2021	39	
<b>Current Enrolment (as of September 30th) – includes Pre-Primary</b>		<b>2022</b>	<b>46</b>
Projected Enrolments (next 10 years) – includes Pre-Primary	2023	45	
	2024	46	
	2025	47	
	2026	47	
	2027	47	
	2028	48	
	2029	47	
	2030	47	
	2031	49	
	2032	49	



## Community/Municipal Context

### Geographic Area

Additional information regarding Community/Municipal context can be found through the various links within Appendix F.



### Closest Schools

1. Brookfield Elementary – 24.9 km/19 minutes
2. Hilden Elementary – 32.6 km/26 minutes

# Valley Elementary School

## Cobequid Family of Schools

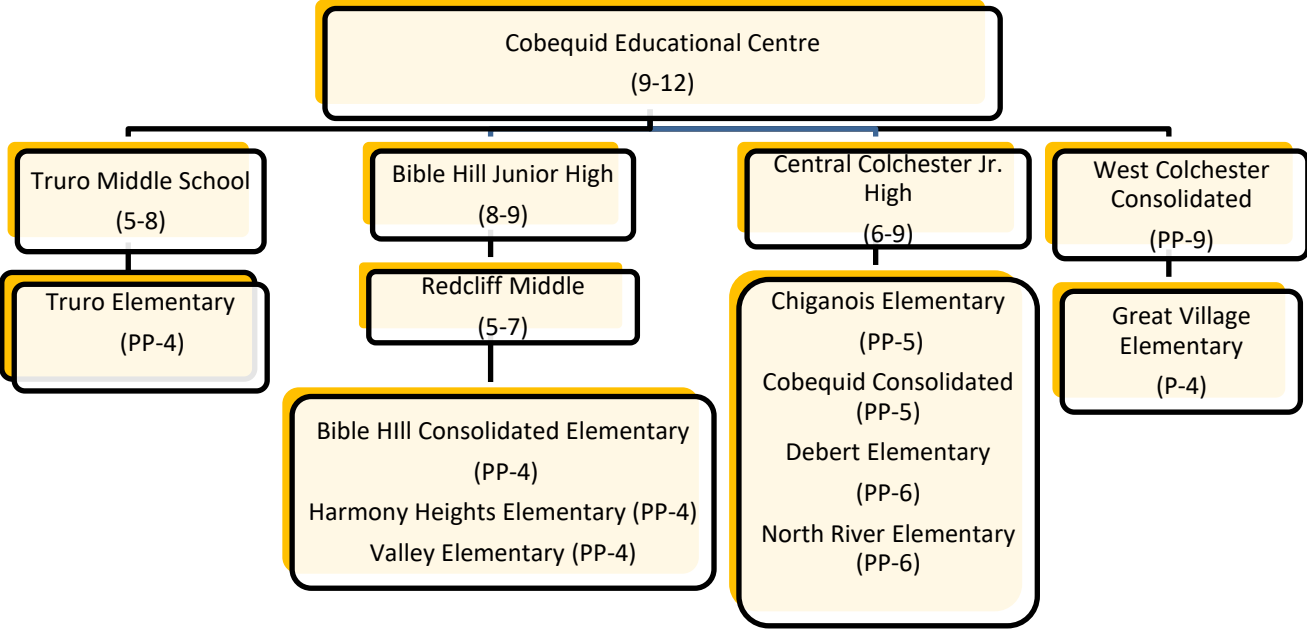


Address	96 Salmon River Road Valley, N.S. B6L 2S5
Grade Configuration	PP-4
Age of Facility	72 (1950)
Square Footage	26,777
Additions	1989
Number of Stories with Teaching Spaces	2
Number of Portable Teaching Spaces/Classrooms	0
Current School Capacity (permanent structures only)	300 (12 classrooms)
School Utilization	82%
Specific (Specialized) Programming Offered at the School	<ul style="list-style-type: none"> <li>• Child &amp; Youth Care Practitioner (CYCP)</li> <li>• Early Literacy Support</li> <li>• French Mentor (Regional Access)</li> <li>• In School Mentor - BBBS</li> <li>• Learning Centre</li> <li>• Learning Support</li> <li>• Literacy Mentor (Regional Access)</li> <li>• Math Mentor (Regional Access)</li> <li>• Pre-Primary</li> <li>• Reading Recovery</li> <li>• Social and Emotional Program</li> </ul>
Provincially approved addition and alteration projects or other major capital upgrades, including dates completed (if applicable)	<ul style="list-style-type: none"> <li>• 2013 Fire safety - updated</li> <li>• 2015 Phone - installed</li> <li>• 2021 Roof – replaced</li> <li>• 2021 Interior – painted</li> </ul>
Current Overall Building Condition	Satisfactory
Future Considerations	<ul style="list-style-type: none"> <li>• Blue Light System</li> <li>• Music room - floor</li> <li>• Roof – replace sections</li> </ul>



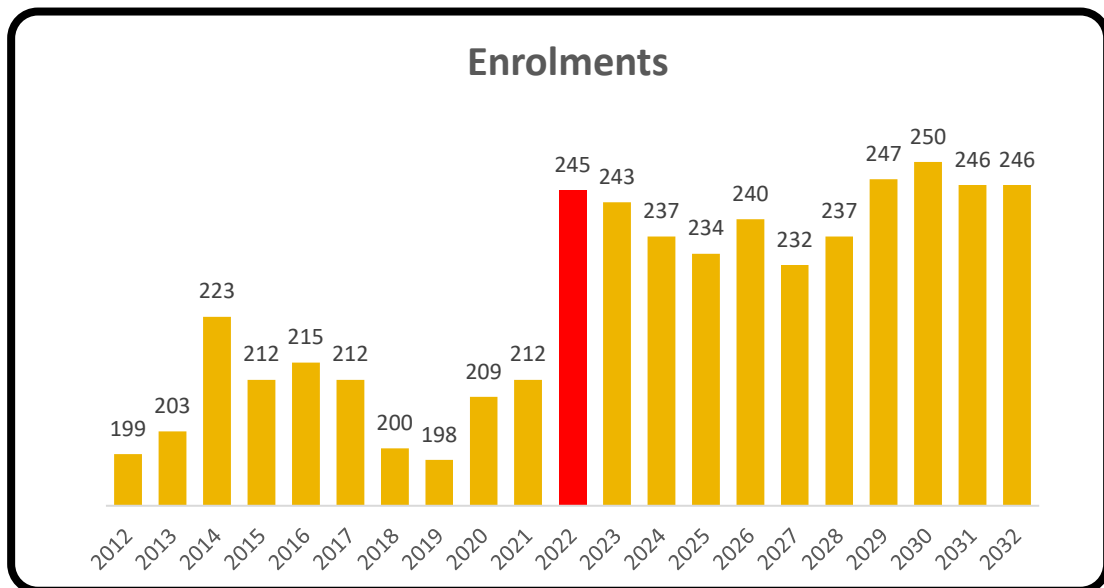
Information about Review of the School Previously Conducted	N/A
Any Other Factors Relevant to the School	<ul style="list-style-type: none"> <li>• Access to the Nature Trail</li> <li>• Before &amp; After School Care – on site</li> <li>• Cobequid Family of Schools has priority booking for the use of the Cougar Dome.</li> <li>• Partnered with Valley / Kemptown Fire Department.</li> <li>• Partnered with Valley United Church</li> <li>• Regular community use of facility.</li> </ul>

**School Feeder System – Cobequid Family of Schools**



## Enrolments

	Year	Enrolment	
Historic Enrolments (past 10 years)	2012	199	
	2013	203	
	2014	223	
	2015	212	
	2016	215	
	2017	212	
	2018	200	
	2019	198	
	2020	209	
	2021	212	
<b>Current Enrolment (as of September 30<sup>th</sup>) – includes Pre-Primary</b>		<b>2022</b>	<b>245</b>
Projected Enrolments (next 10 years) – includes Pre-Primary	2023	243	
	2024	237	
	2025	234	
	2026	240	
	2027	232	
	2028	237	
	2029	247	
	2030	250	
	2031	246	
	2032	246	



## Community/Municipal Context

### Geographical Area

Additional information regarding Community/Municipal context can be found through the various links within Appendix F.



### Closest Schools

1. North River Elementary – 5.1 km/5 minutes
2. Bible Hill Consolidated Elementary – 5.2 km /6 minutes

# Wallace Consolidated Elementary School

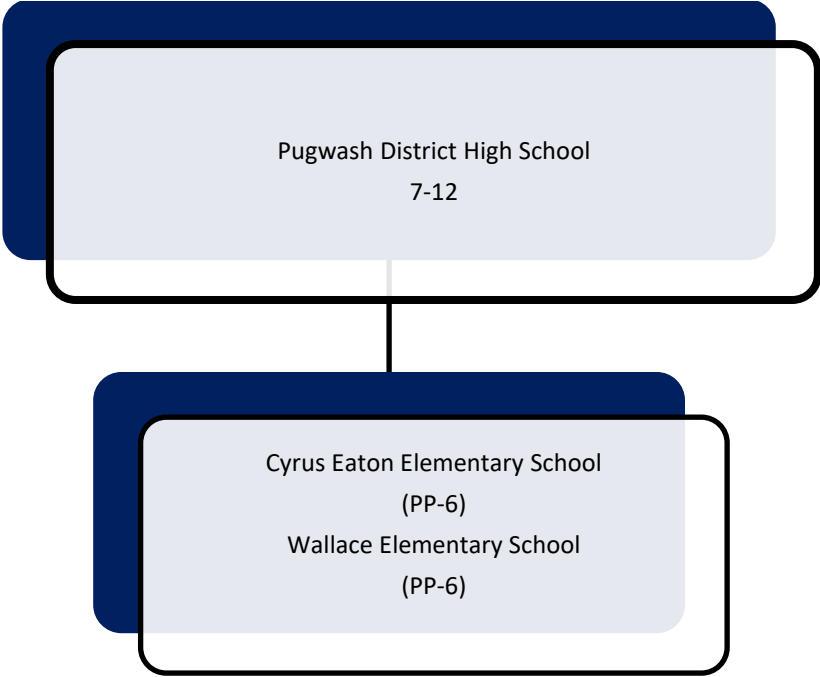
## Chignecto Family of Schools



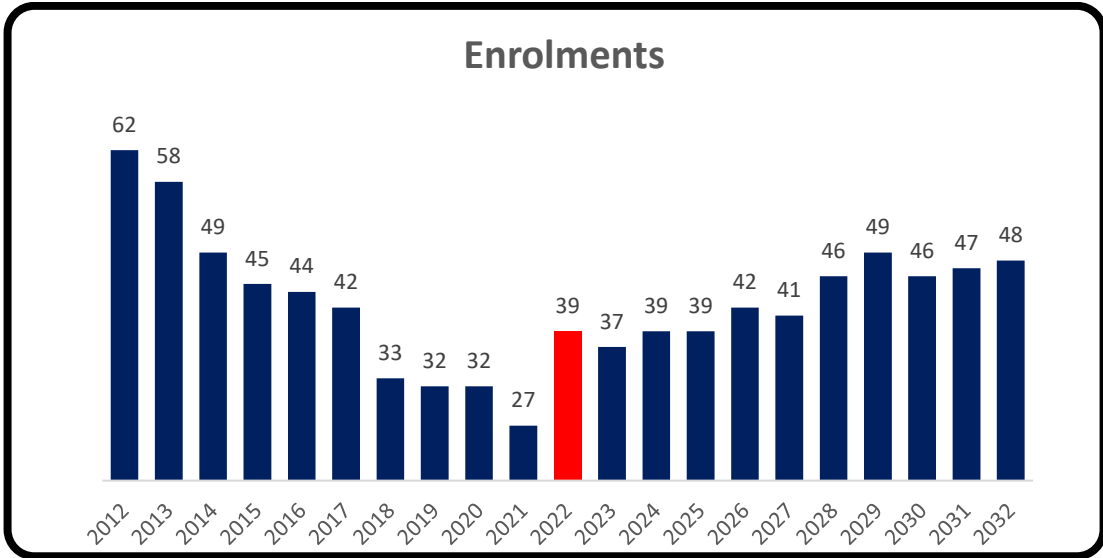
Address	3853 Highway 307 Wallace, N.S. B0K 1Y0
Grade Configuration	PP-6
Age of Facility	107 (1915)
Square Footage	17,652
Additions	1962 & 1974
Number of Stories with Teaching Spaces	2
Number of Portable Teaching Spaces/Classrooms	0
Current School Capacity (permanent structures only)	100 (4 classrooms)
School Utilization	39%
Specific (Specialized) Programming Offered at the School	<ul style="list-style-type: none"> <li>• Literacy Mentor</li> <li>• Office Space for Program Planning Implementation Specialist (PPIS)</li> <li>• Pre-Primary</li> <li>• Reading Recovery</li> <li>• SchoolsPlus</li> </ul>
Provincially approved addition and alteration projects or other major capital upgrades, including dates completed (if applicable)	<ul style="list-style-type: none"> <li>• 2011 Boiler - replaced</li> <li>• 2015 Fuel tank – replaced</li> <li>• 2015 Windows/door - replaced</li> <li>• 2016 Main office – relocated</li> <li>• 2016 Secure entrance</li> <li>• 2017 Fire alarm panel – upgraded</li> <li>• 2019 Roof – replaced</li> </ul>
Current Overall Building Condition	Functional
Future Considerations	<ul style="list-style-type: none"> <li>• Blue Light System</li> <li>• Paving &amp; walkways</li> </ul>

	<ul style="list-style-type: none"> <li>• Wood structure – replacement (old part of school)</li> </ul>
Information about Review of the School Previously Conducted	N/A
Any Other Factors Relevant to the School	<ul style="list-style-type: none"> <li>• Gaelic Class (community use for adults)</li> <li>• Girl Guides of Canada (meeting space)</li> <li>• Lifesaving Society’s Swim to Survive Program (students)</li> <li>• Nutrition Club (students)</li> <li>• Soccer &amp; Basketball Program (students)</li> </ul>

**School Feeder System – Chignecto Family of Schools**



Enrolments			
Historic Enrolments (past 10 years)	2012	62	
	2013	58	
	2014	49	
	2015	45	
	2016	44	
	2017	42	
	2018	33	
	2019	32	
	2020	32	
	2021	27	
<b>Current Enrolment (as of September 30th) includes Pre-Primary</b>		<b>2022</b>	<b>39</b>
Projected Enrolments (next 10 years) – includes Pre-Primary	2023	37	
	2024	39	
	2025	39	
	2026	42	
	2027	41	
	2028	46	
	2029	49	
	2030	46	
	2031	47	
	2032	48	



## Community/Municipal Context

### Geographical Area

Additional information regarding Community/Municipal context can be found through the various links within Appendix F.



### Closest Schools

1. Cyrus Eaton Elementary – 16.8 km/15 minutes
2. Tatamagouche Regional Academy – 19.3 km/17 minutes

# Walter Duggan Consolidated

## Celtic Family of Schools

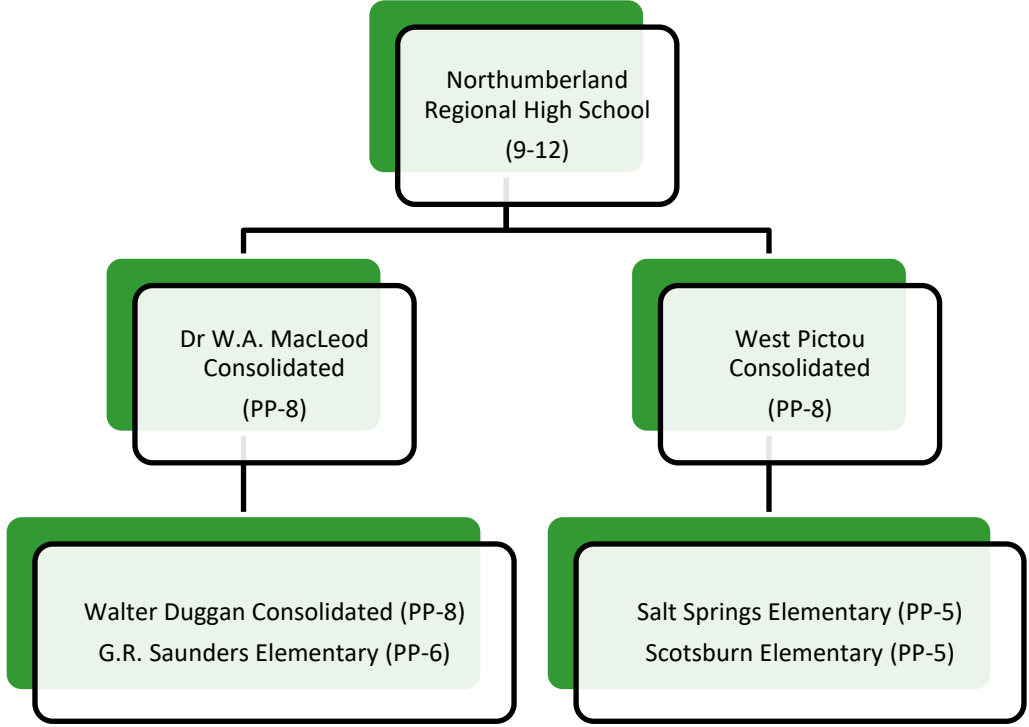


Address	2370 Spring Garden Road Westville, N.S. B0K 2A0
Grade Configuration	PP-6
Age of Facility	32 (1990)
Square Footage	43,801
Number of Stories with Teaching Spaces	2
Number of Portable Teaching Spaces/Classrooms	0
Current School Capacity (permanent structures only)	574 (23 classrooms)
School Utilization	67%
Specific (Specialized) Programming Offered at the School	<ul style="list-style-type: none"> <li>• Behavior Support Model</li> <li>• ELS</li> <li>• Pre-Primary</li> <li>• Reading Recovery</li> <li>• Restorative Approach</li> <li>• SchoolsPlus</li> <li>• School Counselor</li> <li>• Social and Emotional Program <ul style="list-style-type: none"> <li>➤ Second Step</li> </ul> </li> <li>• Special Education</li> </ul>
Provincially approved addition and alteration projects or other major capital upgrades, including dates completed (if applicable)	<ul style="list-style-type: none"> <li>• 2012 Roof – replaced section</li> <li>• 2014 Masonry – repairs to exterior</li> <li>• 2016 Sprinkler System - updated</li> <li>• 2018 Wall – installed to create an office off the Special Educator’s classroom</li> <li>• 2021 Blinds – installed in all classrooms</li> <li>• 2021 Exterior Door – installed automatic opener for accessibility</li> <li>• 2021 Gym floor – refinished</li> <li>• 2021 Stair treads – replaced in inner stairwell</li> </ul>



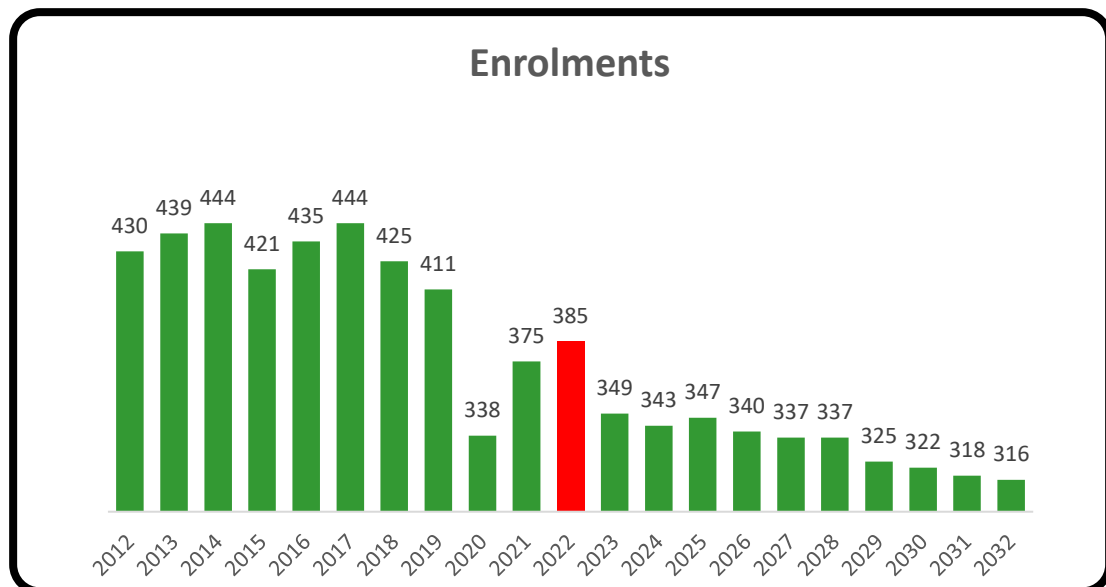
	<ul style="list-style-type: none"> <li>• 2022 Outdoor Classroom</li> <li>• 2022 Portion of roof replaced with metal</li> </ul>
Current Overall Building Condition	Satisfactory
Future Considerations	<ul style="list-style-type: none"> <li>• Bus Loop/Drop Off Area</li> <li>• Drainage issues with soccer field</li> <li>• Elevator - replace (double walled cylinder required)</li> <li>• Lower playground not handicapped accessible</li> <li>• Roof - replace sections</li> <li>• Upper wall of air handler room needs to be repaired//replaced – water penetration into school</li> </ul>
Information about Review of the School Previously Conducted	N/A
Any Other Factors Relevant to the School	N/A

## School Feeder System – Celtic Family of Schools



## Enrolments

	Year	Enrolment
Historic Enrolments (past 10 years)	2012	430
	2013	439
	2014	444
	2015	421
	2016	435
	2017	444
	2018	425
	2019	411
	2020	338
	2021	375
<b>Current Enrolment (as of September 30<sup>th</sup>) – includes Pre-Primary</b>	<b>2022</b>	<b>385</b>
Projected Enrolments (next 10 years) – includes Pre-Primary	2023	349
	2024	343
	2025	347
	2026	340
	2027	337
	2028	337
	2029	325
	2030	322
	2031	318
	2032	316



## Community/Municipal Context

### Geographic Area

Additional information regarding Community/Municipal context can be found through the various links within Appendix F.



### Closest Schools

1. A.G. Baillie Memorial – 7.1 km/11 minutes
2. G.R. Saunders Elementary – 5.8 km/9 minutes

# West Colchester Consolidated

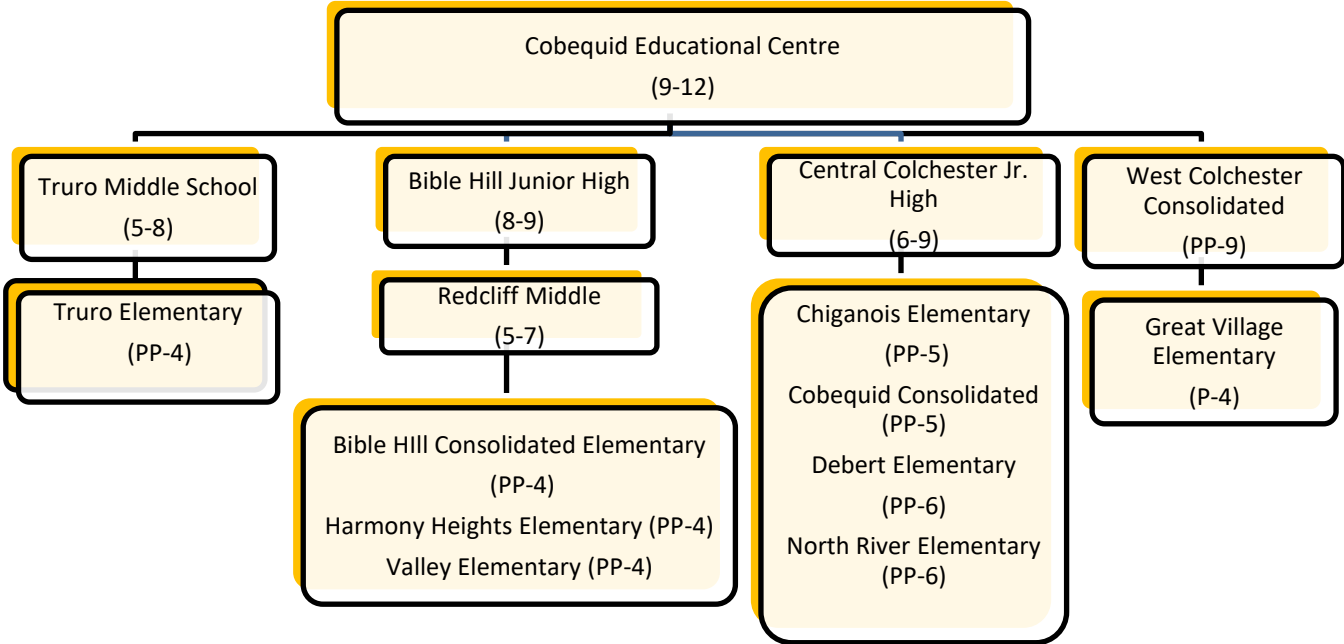
## Cobequid Family of Schools



Address	27 Maple Avenue Bass River, N.S. B0M 1B0
Grade Configuration	PP-9
Age of Facility	61 (1961)
Square Footage	24,184
Number of Stories with Teaching Spaces	2
Number of Portable Teaching Spaces/Classrooms	0
Current School Capacity (permanent structures only)	190 (7 classrooms)
School Utilization	76%
Specific (Specialized) Programming Offered at the School	<ul style="list-style-type: none"> <li>• Community Outreach</li> <li>• Consultant Support / SSP Support</li> <li>• Guidance/SEL</li> <li>• Instructional Lead</li> <li>• Learning Disability Support</li> <li>• Literacy Mentor</li> <li>• Math Mentor</li> <li>• Nutrition Program</li> <li>• Pre-Primary</li> <li>• SchoolsPlus (pending approval)</li> <li>• School Psychologist</li> <li>• Social and Emotional Program               <ul style="list-style-type: none"> <li>➤ PEBs</li> <li>➤ Relational Theory</li> <li>➤ Social Justice</li> <li>➤ Zones of Regulation</li> </ul> </li> <li>• Social Justice Framework &amp; Modules</li> <li>• Speech Language Pathologist</li> </ul>
Provincially approved addition and alteration projects or other major capital upgrades, including dates completed (if applicable)	<ul style="list-style-type: none"> <li>• 2012 Washroom renovations, fire alarm upgrade and replaced section of windows</li> </ul>

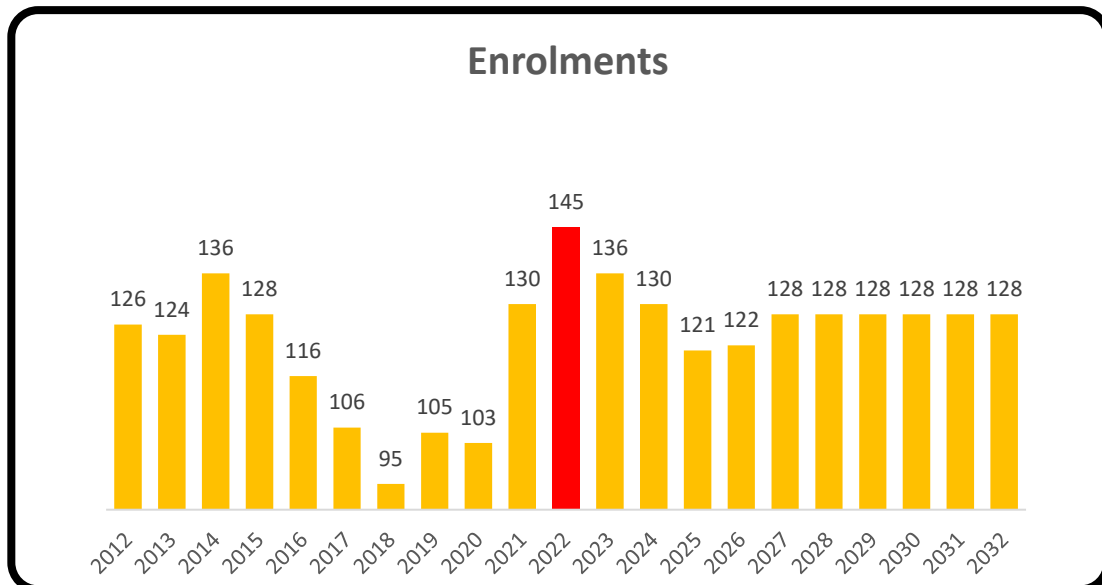
	<ul style="list-style-type: none"> <li>• 2013 Students transferred from Bass River Elementary</li> <li>• 2013 Ventilation – upgraded</li> <li>• 2014 Water Treatment System</li> <li>• 2018 Boiler – replaced</li> <li>• 2021 Kitchen hood - installed</li> </ul>
Current Overall Building Condition	<ul style="list-style-type: none"> <li>• Satisfactory</li> </ul>
Future Considerations	<ul style="list-style-type: none"> <li>• Blue Light System</li> <li>• Driveway repaving</li> <li>• Exterior concrete and doorstep - replace</li> <li>• PA System</li> <li>• Roof - replace sections</li> </ul>
Information about Review of the School Previously Conducted	N/A
Any Other Factors Relevant to the School	N/A

**School Feeder System - Cobequid Family of Schools**



## Enrolments

	Year	Enrolment
Historic Enrolments (past 10 years)	2012	126
	2013	124
	2014	136
	2015	128
	2016	116
	2017	106
	2018	95
	2019	105
	2020	103
	2021	130
<b>Current Enrolment (as of September 30<sup>th</sup>) – includes Pre-Primary</b>	<b>2022</b>	<b>145</b>
Projected Enrolments (next 10 years) – includes Pre-Primary	2023	136
	2024	130
	2025	121
	2026	122
	2027	128
	2028	128
	2029	128
	2030	128
	2031	128
	2032	128



## Community/Municipal Context

### Geographical Area

Additional information regarding Community/Municipal context can be found through the various links within Appendix F.



### Closest Schools

1. Chiganois Elementary – 27.5 km/23 minutes  
Central Colchester Junior High School – 39.2 km/33 minutes
2. Debert Elementary – 30.2 km/26 minutes  
Central Colchester Junior High School – 39.2 km/33 minutes

# West End Memorial Elementary School

## Chignecto Family of Schools

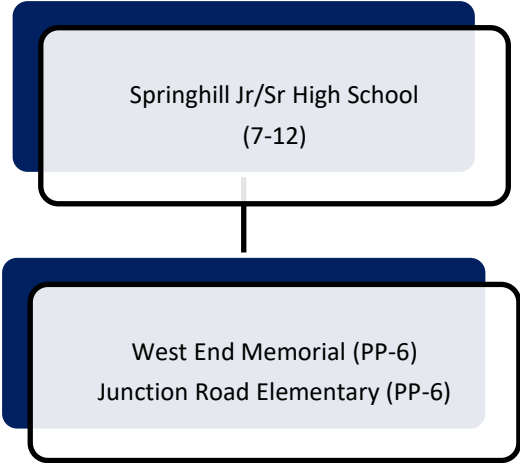


Address	75 McGee Street Springhill, N.S. B0M 1X0
Grade Configuration	PP-6
Age of Facility	63 (1959)
Square Footage	15,589
Number of Stories with Teaching Spaces	1
Number of Portable Teaching Spaces/Classrooms	0
Current School Capacity (permanent structures only)	175 (7 classrooms)
School Utilization	57%
Specific (Specialized) Programming Offered at the School	<ul style="list-style-type: none"> <li>• Behavior Support Model</li> <li>• Breakfast Club Leaders</li> <li>• Child Youth Care Practitioner</li> <li>• Daily Announcement Club</li> <li>• Early Literacy Support</li> <li>• Guidance Counsellor</li> <li>• Intensive Mathematics Support</li> <li>• Literacy Mentor</li> <li>• Mathematics Mentor</li> <li>• Photography Club</li> <li>• Podcast Crew</li> <li>• Pre-Primary</li> <li>• Program Planning Implementation Specialist</li> <li>• Reading Recovery</li> <li>• Restorative Approach</li> <li>• School Community Outreach Worker</li> <li>• Social and Emotional Program</li> <li>• Student Support Worker</li> </ul>
Provincially approved addition and alteration projects or other major capital upgrades, including dates completed (if applicable)	<ul style="list-style-type: none"> <li>• 2013 Fire safety– updated</li> <li>• 2017 Fire panel - upgraded</li> </ul>



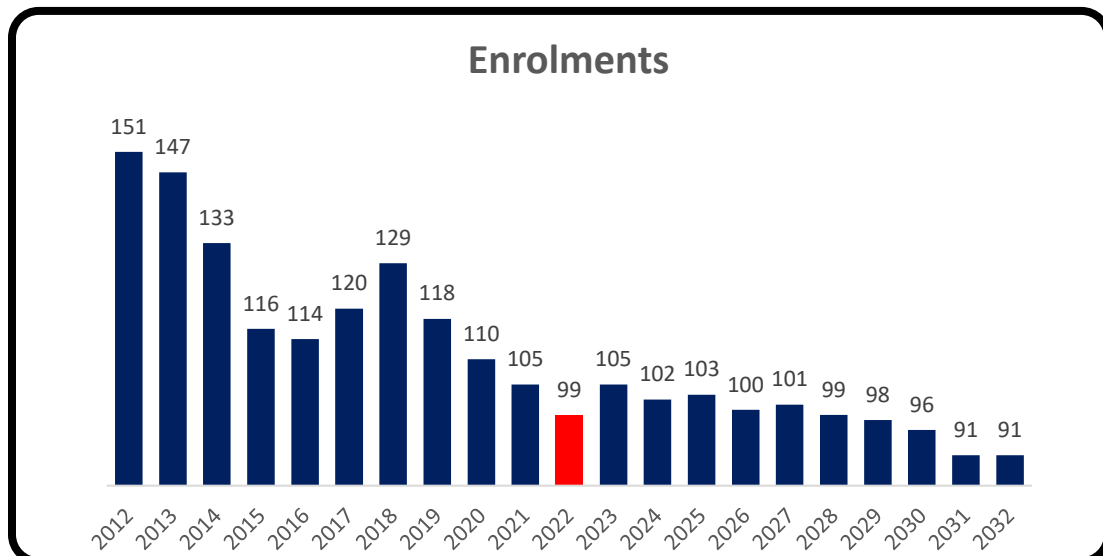
	<ul style="list-style-type: none"> <li>• 2023 Floor tile – replaced three end classrooms</li> </ul>
<p>Current Overall Building Condition</p> <p>Future Considerations</p>	<p>Functional</p> <ul style="list-style-type: none"> <li>• Blue Lights - install</li> <li>• Boiler - replace</li> <li>• Cladding/siding - replace</li> <li>• Electrical Service - upgrade</li> <li>• Exterior brick - repointing required</li> <li>• Interior ceiling – replace</li> <li>• PA System – upgrade</li> <li>• Paving &amp; walkways - replace</li> <li>• Roof - replace sections</li> <li>• Secure entrance</li> <li>• Window – replace sections</li> <li>• A new school is being built to combine Junction Road and West End Elementary Schools. It is scheduled to open in March 2024.</li> </ul>
Information about Review of the School Previously Conducted	N/A
Any Other Factors Relevant to the School	<ul style="list-style-type: none"> <li>• Breakfast Club</li> <li>• Peer Mediators</li> <li>• Run Club</li> </ul>

**School Feeder System – Chignecto Family of Schools**



## Enrolments

Historic Enrolments (past 10 years)	2012	151	
	2013	147	
	2014	133	
	2015	116	
	2016	114	
	2017	120	
	2018	129	
	2019	118	
	2020	110	
	2021	105	
<b>Current Enrolment (as of September 30th) – includes Pre-Primary</b>		<b>2022</b>	<b>99</b>
Projected Enrolments (next 10 years) – includes Pre-Primary	2023	105	
	2024	102	
	2025	103	
	2026	100	
	2027	101	
	2028	99	
	2029	98	
	2030	96	
	2031	91	
	2032	91	



## Community/Municipal Context

### Geographical Area

Additional information regarding Community/Municipal context can be found through the various links within Appendix F.



### Closest Schools

1. Junction Road Elementary – 1.9 km/3 minutes
2. Oxford Regional Education Centre – 18.1 km/17 minutes

# West Highlands School

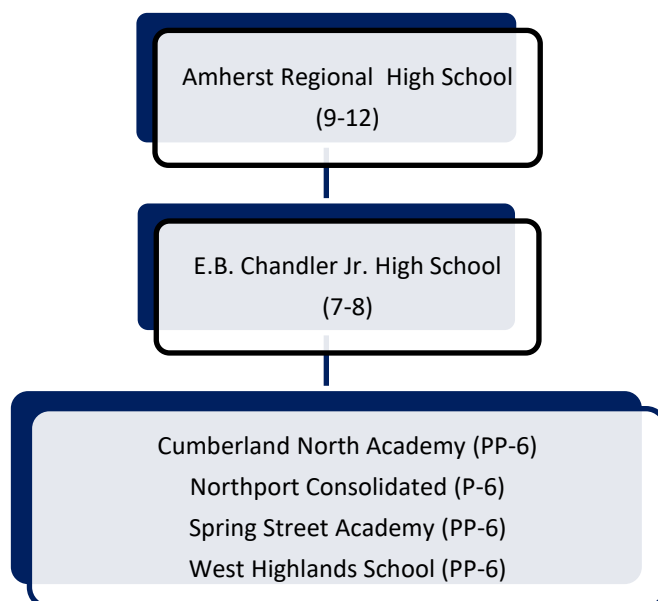
## Chignecto Family of Schools



Address	18 Maltby Court, Amherst, N.S. B4H 2L6
Grade Configuration	PP-6
Age of Facility	7 (2015)
Square Footage	43,238
Number of Stories with Teaching Spaces	2
Number of Portable Teaching Spaces/Classrooms	0
Current School Capacity (permanent structures only)	324 (13 classrooms)
School Utilization	63%
Specific (Specialized) Programming Offered at the School	<ul style="list-style-type: none"> <li>• After the School Bell Program</li> <li>• Before and After School Physical Activity Program</li> <li>• Behavior Support Model</li> <li>• Bring Your Own Technology</li> <li>• Child and Youth Practitioner (CYCP)</li> <li>• Early Years Centre</li> <li>• Guidance</li> <li>• Intensive Mathematics Support</li> <li>• Learning Centre</li> <li>• Literacy Mentor</li> <li>• Math Up Leadership Program</li> <li>• Mathematics Mentor</li> <li>• Outdoor Education Opportunity</li> <li>• Pre-Primary</li> <li>• Reading Recovery</li> <li>• Restorative Approach</li> <li>• SchoolsPlus</li> <li>• Sensory Room</li> <li>• Social and Emotional Program               <ul style="list-style-type: none"> <li>➤ PATHS</li> <li>➤ Roots of Empathy</li> <li>➤ Superflex</li> <li>➤ Zones of Regulation</li> </ul> </li> </ul>

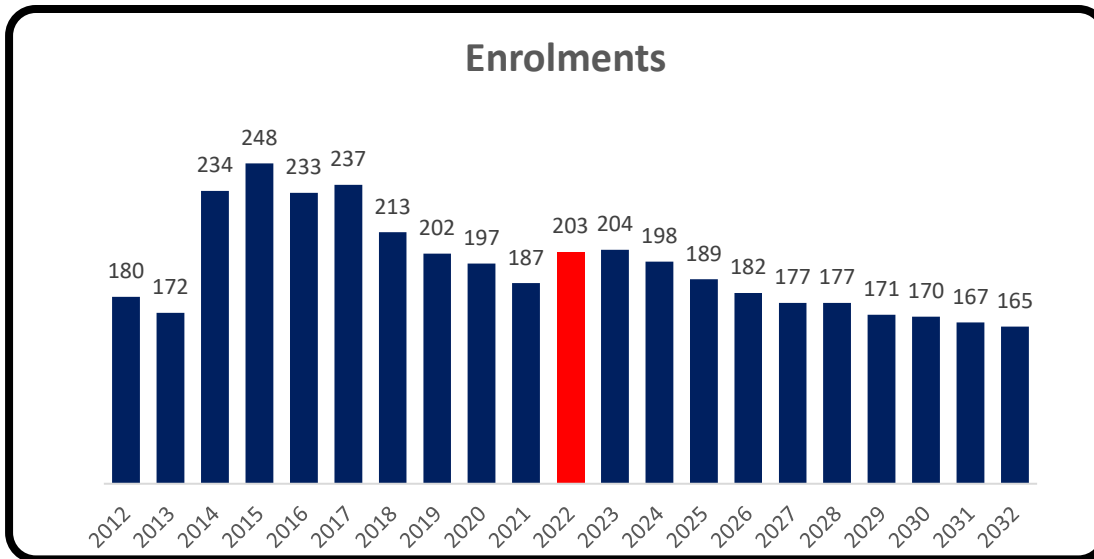
	<ul style="list-style-type: none"> <li>• Wilson's Reading Program</li> <li>• Zones Room</li> </ul>
Provincially approved addition and alteration projects or other major capital upgrades, including dates completed (if applicable)	<ul style="list-style-type: none"> <li>• 2015 New school opened in March</li> <li>• 2018 Humidifiers - operating</li> <li>• 2018 Early years playground fence – installed</li> </ul>
Current Overall Building Condition	Good
Future Considerations	N/A
Information about Review of the School Previously Conducted	N/A
Any Other Factors Relevant to the School	<ul style="list-style-type: none"> <li>• Art Club</li> <li>• Breakfast Club</li> <li>• Early Morning Intramurals</li> <li>• Free Lunch Program</li> <li>• Floor Hockey Club</li> <li>• GSA</li> <li>• Garden Club</li> <li>• Gymnastics Club</li> <li>• Junior Leaders</li> <li>• Lego Club</li> <li>• Lunch Bunch</li> <li>• Outdoor Adventures Club</li> <li>• Peer Mediators</li> <li>• Running Club</li> <li>• Social Inclusion Club</li> <li>• Theatre Club</li> </ul>

## School Feeder System – Chignecto Family of Schools



### Enrolments

	Year	Enrolment
Historic Enrolments (past 10 years)	2012	180
	2013	172
	2014	234
	2015	248
	2016	233
	2017	237
	2018	213
	2019	202
	2020	197
	2021	187
<b>Current Enrolment (as of September 30th) – includes Pre-Primary</b>	<b>2022</b>	<b>203</b>
Projected Enrolments (next 10 years) – includes Pre-Primary	2023	204
	2024	198
	2025	189
	2026	182
	2027	177
	2028	177
	2029	171
	2030	170
	2031	167
	2032	165



## Community/Municipal Context

### Geographical Area

Additional information regarding Community/Municipal context can be found through the various links within Appendix F.



### Closest Schools

1. Cumberland North Academy – 6.3 km/9 minutes
2. Spring Street Academy – 2.2 km/5 minutes

# West Pictou Consolidated

## Celtic Family of Schools

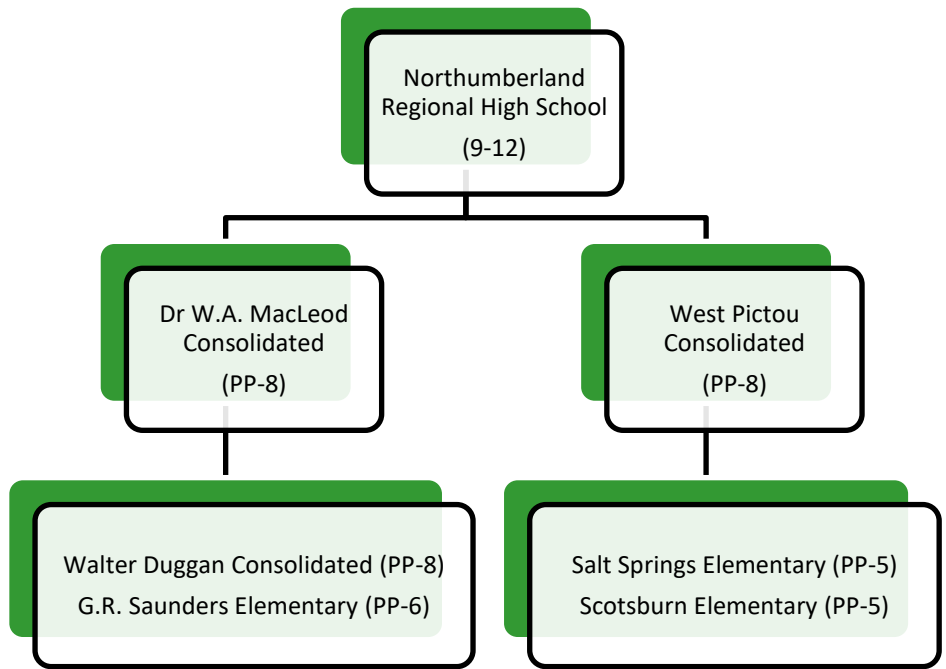


Address	1959 Highway 376 Lyon's Brook Pictou, N.S. B0K 1H0
Grade Configuration	PP-8
Age of Facility	62 (1960)
Square Footage	66,079
Number of Stories with Teaching Spaces	2
Number of Portable Teaching Spaces/Classrooms	0
Current School Capacity (permanent structures only)	614 (23 classrooms)
School Utilization	79%
Specific (Specialized) Programming Offered at the School	<ul style="list-style-type: none"> <li>• Adolescent Outreach Program</li> <li>• Community Outreach Worker (COW)</li> <li>• French Immersion (Grades 5-8)</li> <li>• Guidance</li> <li>• Early Literacy Support</li> <li>• In-School Suspension</li> <li>• Intensive Math Support</li> <li>• Learning Disabled Program</li> <li>• Librarian</li> <li>• Makerspace</li> <li>• Mental Health Clinician</li> <li>• Primary Prep Program</li> <li>• Psychologist</li> <li>• Reading Recovery</li> <li>• Restorative Approach</li> <li>• SchoolsPlus</li> <li>• Social and Emotional Program               <ul style="list-style-type: none"> <li>➤ Second Step</li> </ul> </li> <li>• Special Education</li> <li>• Speech Language Pathologist</li> <li>• Technology Education</li> </ul>



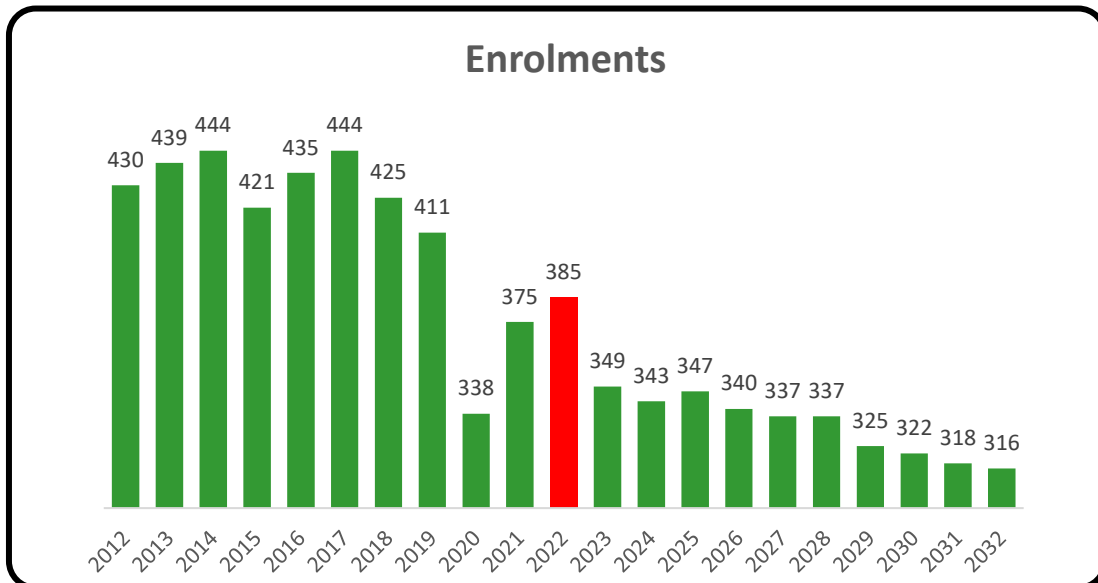
Provincially approved addition and alteration projects or other major capital upgrades, including dates completed (if applicable).	<ul style="list-style-type: none"> <li>• 2011 Boiler - replaced</li> <li>• 2014 Alterations and Additions (A&amp;A) project completed</li> <li>• 2021 Gaga Pit – installed</li> <li>• 2021 Heat mixing valves (2) - installed</li> <li>• 2021 Library – changed to classroom</li> <li>• 2021 Roof – installed over gym and administration</li> <li>• 2021 Roof – replaced over music room</li> <li>• 2021 Tiles – replaced in cafeteria</li> <li>• 2021 Tiles – replaced in hallway</li> <li>• 2022 Gym floor - resurfaced</li> <li>• 2022 Outdoor Classroom</li> </ul>
Current Overall Building Condition	Good
Future Considerations	<ul style="list-style-type: none"> <li>• Boiler - replace</li> <li>• Exterior brick - repointing</li> <li>• Flooring in cafeteria – end of life</li> <li>• Lighting for parking lot inadequate</li> <li>• Roof – sections to replace</li> </ul>
Information about Review of the School Previously Conducted	<ul style="list-style-type: none"> <li>• School Review – 2003</li> </ul>
Any Other Factors Relevant to the School	None

## School Feeder System – Celtic Family of Schools



## Enrolments

	Year	Enrolment
Historic Enrolments (past 10 years)	2012	426
	2013	458
	2014	461
	2015	500
	2016	481
	2017	480
	2018	522
	2019	505
	2020	498
	2021	489
<b>Current Enrolment (as of September 30th) – includes Pre-Primary</b>	<b>2022</b>	<b>486</b>
Projected Enrolments (next 10 years) – includes Pre-Primary	2023	463
	2024	502
	2025	513
	2026	503
	2027	493
	2028	478
	2029	503
	2030	523
	2031	525
	2032	518



## Community/Municipal Context

### Geographic Area

Additional information regarding Community/Municipal context can be found through the various links within Appendix F.



### Closest Schools

1. McCulloch Education Centre – 9.4 km/14 minutes  
Pictou Academy – 8.4 km/12 minutes
2. New Glasgow Academy – 22.6 km/23 minutes

# Winding River Consolidated

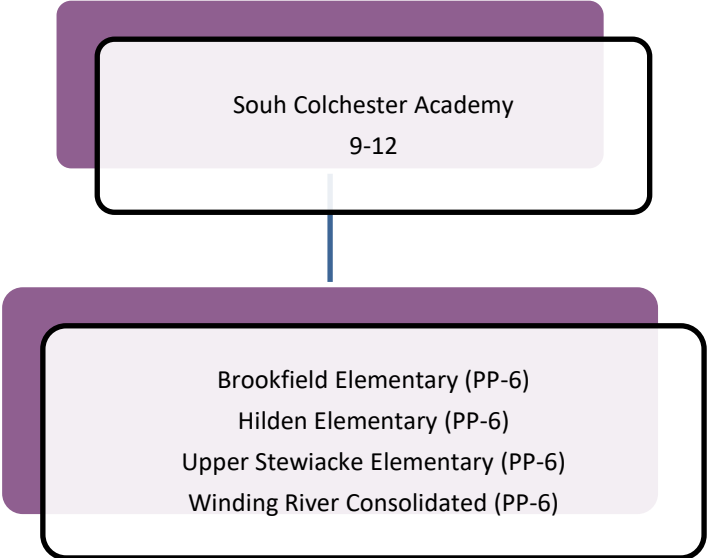
## Nova Family of Schools



Address	272 Kitchener Street Stewiacke, N.S. B0N 2J0
Grade Configuration	PP-6
Age of Facility	13 (2009)
Square Footage	46,663
Number of Stories with Teaching Spaces	1
Number of Portable Teaching Spaces/Classrooms	0
Current School Capacity (permanent structures only)	350 (14 classrooms)
School Utilization	93%
Specific (Specialized) Programming Offered at the School	<ul style="list-style-type: none"> <li>• After School Physical Activity Program</li> <li>• Before &amp; After School Program</li> <li>• Early Literacy Support</li> <li>• Guidance</li> <li>• Learning Disabled Program</li> <li>• Literacy Mentor</li> <li>• Pre-Primary</li> <li>• Reading Recovery</li> <li>• Resource</li> <li>• Restorative Approach</li> <li>• Social and Emotional Program</li> <li>➤ Virtues</li> </ul>
Provincially approved addition and alteration projects or other major capital upgrades, including dates completed (if applicable)	<ul style="list-style-type: none"> <li>• 2014 Building controls - repaired</li> <li>• 2022 Outdoor Classroom</li> </ul>
Current Overall Building Condition	Good
Future Considerations	<ul style="list-style-type: none"> <li>• Blue Light System</li> <li>• Roof – replace sections</li> <li>• Security/controlled entrance</li> <li>• Water Softener System</li> </ul>

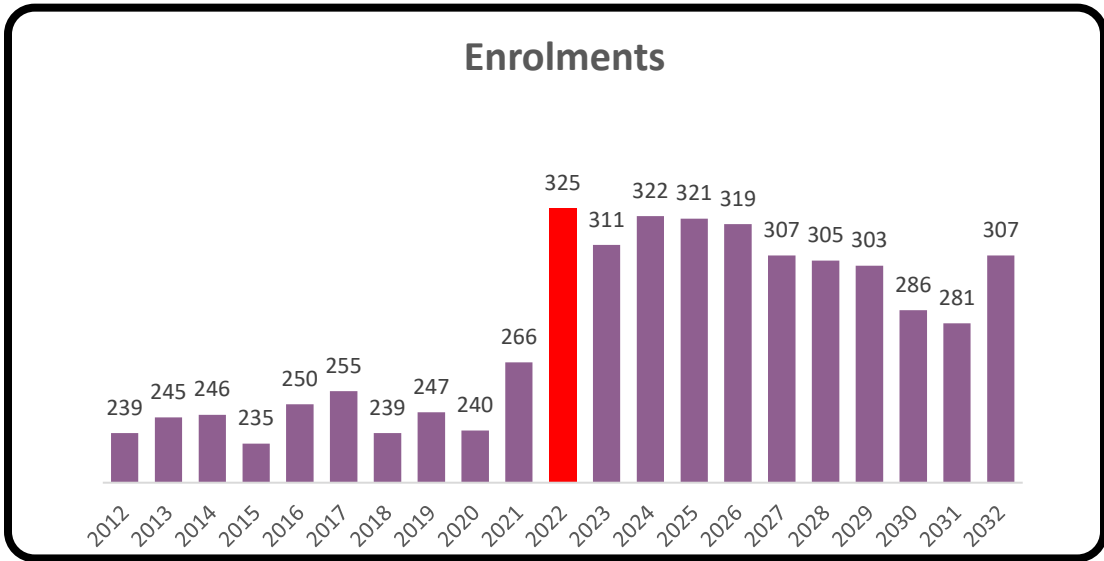
Information about Review of the School Previously Conducted	N/A
Any Other Factors Relevant to the School	<ul style="list-style-type: none"> <li>• Breakfast Program</li> <li>• Home &amp; School</li> <li>• Library</li> <li>• Music Program developed through Melanie Doane</li> <li>• Partnered with Big Brothers Big Sisters</li> <li>• Partnered with Town of Stewiacke</li> <li>• Recreation Program</li> <li>• School Advisory Council</li> </ul>

**School Feeder System – Nova Family of Schools**



## Enrolments

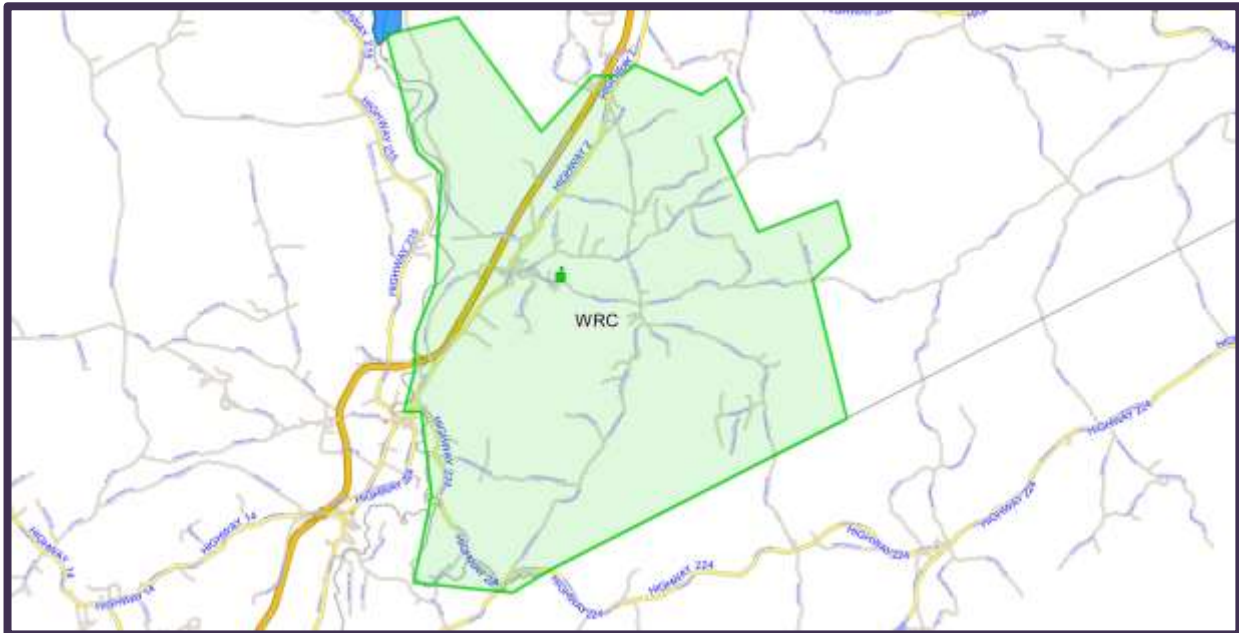
	Year	Enrolment
Historic Enrolments (past 10 years)	2012	239
	2013	245
	2014	246
	2015	235
	2016	250
	2017	255
	2018	239
	2019	247
	2020	240
	2021	266
<b>Current Enrolment (as of September 30<sup>th</sup>)</b>		<b>2022</b>
Project Enrolments (next 10 years)	2022	325
	2023	311
	2024	322
	2025	321
	2026	319
	2027	307
	2028	305
	2029	303
	2030	286
	2031	281
	2032	307



## Community/Municipal Context

### Geographic Area

Additional information regarding Community/Municipal context can be found through the various links within Appendix F.



### Closest Schools

1. Brookfield Elementary – 17.7 km/16 minutes
2. Shubenacadie District Elementary – 10.1 km/10 minutes

# APPENDICES

---



# Appendix A

## NS Department of Education and Early Childhood Development

### School Review Policy

---

The School Review Policy describes the process to be followed by a regional centre when the permanent closure of a public school is a possibility. The process as outlined in this policy ensures that communities are engaged and informed prior to and at every stage during a school review, and that members of a community are able to contribute to the examination of possible solutions to identified issues.

This policy can be found at:

[http://www.ednet.ns.ca/schoolreview/11028\\_16Oct2014\\_School\\_Review\\_Policy\\_EN.pdf](http://www.ednet.ns.ca/schoolreview/11028_16Oct2014_School_Review_Policy_EN.pdf)

# Appendix B

## School Capacity Calculation

The calculation of school capacity was provided in the 2015 School Review Policy from the province. The following is a reproduction of that information.

A capacity value is calculated to establish the maximum acceptable enrolment in a school building at a given point in time that allows for the effective delivery of the public school program. Capacity informs long-range facility planning and capital investment. Although approaches to defining and calculating capacity vary widely across jurisdictions, the following method is provided to ensure a consistent approach is used across Nova Scotia.

Capacity is defined as total student enrolment based on the full occupancy of spaces that a school building can accommodate, in order to deliver the public school program.

### **Capacity**

Capacity is one factor which contributes to an overall picture of the situation for an individual school. Calculation of capacity must take into account what grade levels are served at the school and the number and type of classrooms or teaching stations. Capacity is also impacted by the size of the rooms included in the calculation (i.e. larger rooms can accommodate more students). Portable structures are not part of the permanent structure of a school building and therefore are not included in the calculation of capacity.

Schools typically contain two general types of teaching spaces, those being either regular, traditional classrooms or supporting, ancillary spaces, such as rooms for Music, Visual Arts, and Technology Education. It should be clear when a school board is describing the capacity of a school what spaces are and are not included in the calculation.

### **Elementary/Junior High School Grade Levels**

In elementary and junior high schools, students are grouped into cohorts that remain together and are generally assigned to a particular teacher and classroom. As a result, when a cohort leaves their classroom to utilize an ancillary space, the vacated classroom is not “backfilled” by another cohort. Therefore, in elementary and junior high schools, only regular classrooms are deemed able to accommodate students and contribute to the capacity calculation.

The following spaces are not included in capacity calculations at the Elementary/Junior high grade levels: gymnasium, Visual Arts room (and associated storage), Music room (and associated storage), multi-purpose science lab, production lab, or any former classroom that has been repurposed to serve as one of these spaces or for another specialty use required by the public school program.

Elementary/Junior High Capacity Calculation			
	Number of Classrooms in the School (A)	Maximum Number of Students per Classrooms* (B)	Capacity (A x B)
# of classrooms (≈56 sq. m./ 600 sq. ft.)			
# of classrooms (≈70 sq. m. / 750 sq. ft.)			
# of classrooms (≈84 sq. m./ 900 sq. ft.)			
Total Capacity			

\*determined using the Table, Number of Students by Grade Level and Room

## High School Grade Levels

High schools are not designed and are not scheduled in the same way that elementary and junior high schools are and therefore require a different calculation in determining capacity.

Given the mobility and schedule flexibility of students in high schools, every program delivery space, or “teaching station”, whether it is a regular classroom or an ancillary space, can be occupied simultaneously. Thus, in high schools, the calculation of Program Capacity in a high school building includes all teaching stations (classrooms plus ancillary spaces), not just classrooms. Teaching stations will include regular classrooms, labs, rooms for Visual Arts, Music, Drama and Family Studies, and the gymnasium.

High School Capacity Calculation			
	Number of Teaching Stations in the School (A)	Maximum Number of Students per Teaching Stations* (B)	Capacity (A x B)
# of classrooms (≈56 sq. m./ 600 sq. ft.)			
# of classrooms (≈70 sq. m. / 750 sq. ft.)			
# of classrooms (≈84 sq. m./ 900 sq. ft.)			
		Total Capacity	

\*determined using the Table, Number of Students by Grade Level and R

## Average Class Size

The determination of average class enrolment will be influenced by the size (square footage) of existing rooms. Classroom sizes in existing buildings vary widely throughout the province, with relatively new schools generally at 84 sq. m. (900 sq. ft.), many older schools at approx. 70 sq. m. (750 sq. ft.), and others approaching the 56-61 sq. m. (600-650 sq. ft.) range.

For planning purposes, the table below reflects student numbers based on an average allotment of 2.3 sq. m. (25 sq. ft.) per student for classrooms, and 2.8 sq. m. (30 sq. ft.) per student for laboratories.

Number of Students by Grade Level and Room Size			
Approximate Classroom/Teaching Station Size			
Grade Level	56 sq. m./600 sq. ft.	70 sq. m./750 sq. ft.	84 sq. m./900 sq. ft.
Grades Primary – 6	24	25	25
Grades 7 – 9	24	30	30
Grades 10 – 12	Classroom – 24 Laboratory – 20	Classroom – 30 Laboratory – 25	Classroom – 30 Laboratory – 30

The capacity calculation was further defined by DOEECD and school boards to address schools that were of a Primary to Grade 8 Primary to Grade 9, Grades 7 to 12 and Primary to Grade 12. For these schools, space and usage that are shared with the high school and other grades were designated a 25% or 50% for high school use.

# Appendix C

## Utilization Calculation

---

The calculation of school capacity was provided in the 2015 School Review Policy from the province. The following is a reproduction of that information.

### ***Utilization***

Once program capacity has been calculated, the historical, current and projected enrolments for the building can be applied to determine past, present, and future utilization information.

It is important to monitor utilization as negative impacts can potentially arise when the utilization rate varies from the calculated capacity by significant amounts. A large variance may be a trigger for the regional centre to consider remedial options.

### ***Utilization Standards and Calculation***

In elementary and junior high schools, a utilization rate of 100% of the calculated capacity could be considered the normal or effective utilization rate. As utilization exceeds 100% there will be increasing pressure to use ancillary spaces in the school, such as a music room, for regular classroom needs, thus impacting education delivery at the school.

In high schools, a utilization rate of 85-90% is considered to be appropriate. As the utilization exceeds this percentage it becomes increasingly difficult to manage schedules effectively. Conversely, utilization rates which are far below this percentage indicate that the physical facility is not being used to its full potential.

Once capacity is calculated, utilization is calculated based on the utilization standards. For example, an elementary school with a total capacity of 250 students would be over-utilized if there were more than 250 students in the school and under-utilized if there were less than 250 students in the school. A high school with a total capacity of 250 students may be approaching over-utilization if there were more than 212 students in the school ( $250 \times .85$  at 85% utilization) and under-utilization with less than 212 students in the school.

### ***Programming and Contextual Factors***

Each school in Nova Scotia is unique, adapting to the needs and requirements of the school population. While the calculation provided is intended to standardize and quantify the existing capacity of a school, it is important to note that an explanation of programming decisions and other contextual factors may be required for a reader to fully understand the school's unique circumstances. Regional Centres are encouraged to provide any additional information that is deemed appropriate to describe the capacity of a school in addition to the calculations outlined.

# Appendix D

## Building Condition Index Categories

---

Each school has a preliminary assessment and the conditions of various systems are considered at a high level. The building envelope (roof, windows, doors, cladding, accessibility), grounds, interior and building systems (electrical, mechanical, life safety, security) all contribute to the assessment. Each facility can be categorized in one of the following categories:

### **Good**

These facilities are new or constructed within the past 10 years. Schools having a recent major refurbishment (A&A or capital project) can also be placed in this category. There is no impact to programming.

### **Satisfactory**

These facilities require some repairs and maintenance to the building systems, and finishes. Changes to the Public School Program may pose challenges to these buildings as they age and as a result, there may be minor impacts to programming.

### **Functional**

These facilities are typically older buildings, and approaching the end of their useful life. Building systems are working, and finishes are maintained but an increased level of maintenance is required to operate these buildings. Changes to the Public School Program may pose challenges to these buildings as they age and as a result, there may be impacts to programming.

## **Appendix E**

### **Deferred Maintenance**

---

Deferred maintenance (from Merriam-Webster) is an amount of maintenance needed but not yet expended for repairs, restoration or rehabilitation of an asset. Ongoing deferred maintenance leads to infrastructure debt.

Conservatively as a reasonable building owner, routine maintenance can be assumed to cost 1% of the current replacement value of a facility. Considering CCRCE with 3,700,000 sq. ft. of operable space and a replacement cost of \$200 per square foot, the annual routine maintenance can be estimated at \$7.4M per year. If \$800k is spent each year on maintenance, then annually there is an infrastructure debt of \$6.6M.

# Appendix F

## Community and Municipal Information and Links

---

The Chignecto-Central Regional Centre for Education covers the largest geographical area within the province of Nova Scotia. Within its 12,529 square kilometers, the school board encompasses many communities and areas of various sizes. The following is list of a number of these and the link to their respective web sites where it is possible to learn more about the communities within the CCRCE.

The availability and access to data, such as specific demographics, for communities and municipalities, has become more challenging due to the elimination of Nova Scotia Community Counts on April 1, 2015. Nova Scotia Community Counts provided a wide range of data illustrating the unique nature of many NS communities. Its website presented data under the categories of finances, statistics, geography, community profile, economic region profile, policy views, and other resources.

### **Town of Amherst**

The Town of Amherst is located in northwestern Cumberland County, Nova Scotia, at the northeast end of the Cumberland Basin, an arm of the Bay of Fundy. Amherst is strategically situated on the eastern boundary of the Tantramar Marshes three kilometers east of the interprovincial border with New Brunswick and 65 kilometers east of the city of Moncton. It is also located 60 kilometers southwest of the New Brunswick abutment of the Confederation Bridge to Prince Edward Island at Cape Jourimain. Amherst is the largest population centre in Cumberland County.

Information regarding the Town of Amherst can be found at: <http://www.amherst.ca/>

### **Municipality of Colchester County**

Colchester is nestled at the head of the world-famous Bay of Fundy and is strategically located in the middle of Nova Scotia at the junction of Highway 102 and the Trans-Canada Highway. The Municipality is home to many long-established communities including Bible Hill, Bass River, Old Barns, Brookfield, Upper Stewiacke, Salmon River, Valley, Tatamagouche, North River, Debert and Great Village. The population of the County is approximately 50,000.

Information regarding the Municipality of Colchester Count can be found at: <http://www.colchester.ca/>

### **Cumberland County**

The County is located in northern Nova Scotia. It includes spectacular and rugged hiking trails along the Bay of Fundy, with its famous high tides, to the warm and inviting sandy beaches of the Northumberland Shore; from historical buildings, museums and cultural attractions to modern state-of-the-art manufacturing facilities; from shopping to unlimited outdoor recreation, the Municipality of the County of Cumberland is the perfect place to live, work and play. The population is approximately 31,000.

There are modern transportation and communications links to the rest of the world. With a fully digital telecommunications network, high speed Internet access available in a growing number of communities, excellent rail, road, air and sea links, Cumberland County offers easy access to markets across North America and around the world. The County also boasts modern, state-of-the-art health care and educational facilities, a vibrant and growing retail sector, a diverse agriculture industry, outstanding golf

courses and excellent facilities. The County includes the towns of Amherst, Oxford and Parrsboro and the Villages of Pugwash, Springhill and River Hebert.

Information regarding the Cumberland County can be found at: <http://www.cumberlandcounty.ns.ca/>

### **Municipality of Pictou County**

The Municipality of Pictou County is situated in the northern part of Nova Scotia, along the Northumberland Strait and encompasses an area of 2,845 square kilometers, with a population of 21,982. It includes the towns of New Glasgow, Pictou, Stellarton, Trenton and Westville,

The region is known for its hard-working people, and industries such as farming, fishing, and forestry. The Municipality was home to the first Michelin Tire plant in North America and to Northern Pulp, a major pulp and paper company. Saputo, the largest dairy in the Province, is also located in the Municipality. In addition, the Municipality has a variety of small business that contributes tremendously to the prosperity of the county.

Information regarding the Municipality of Pictou County can be found at: <http://pictoucounty.com/>

### **Municipality of East Hants**

The Municipality of East Hants is centrally located on mainland Nova Scotia. The south-eastern portion of the Municipality (generally referred to as the 'Corridor') has experienced significant residential growth over the previous two decades. This region, which includes the communities of Enfield, Elmsdale, Lantz, Milford, Kennetcook and Shubenacadie is the most urbanized part of the Municipality. The most densely populated area is along two key transportation routes running from Halifax to Truro (Hwy 102 & Hwy 2) and from Halifax to Windsor (Hwy 101 & Hwy 1).

The "Corridor" area of East Hants adjoins Halifax Regional Municipality and is only minutes from Halifax Stanfield International Airport. The Municipality is a short commute from rail services (passenger and freight) and from the Halifax shipping ports. This transportation network is a valuable resource for industry and investment in East Hants.

The Municipality is comprised of a very diverse mix of landforms and community types which are divided by the Rawdon Hills which run west to east. The northern and central parts of the Municipality are dominated by vast areas of forest dotted with small communities and villages. Agriculture is prevalent along both the scenic Minas shore and Kennetcook River in this region. This area includes the communities of Walton, Noel, Maitland, Kennetcook, Stanley and Gore.

Information regarding the Municipality of East Hants can be found at: <https://www.easthants.ca/content/>

### **Town of New Glasgow**

New Glasgow is a beautiful riverside town of 9,562 residents, located in northern Nova Scotia, which serves as the commercial-service centre for the region of Pictou County. The Town's key strategies are investment in infrastructure, commercial development, environmental stewardship, downtown revitalization, cultural, diversity, strategic partnerships and regional cooperation, health and safety, the creative economy and healthy lifestyles. These combined with strong core services and enhanced communications set the stage for commercial, environmental, tourism, heritage and social sustainability and growth for New Glasgow. New Glasgow is the retail service centre for the region with dynamic retail and service, financial and professional



sectors. Since the Town's very beginnings, New Glasgow's people have created and carried on a legacy of excellence in the fields of business, entrepreneurship, education, social leadership, human rights, athletics, entertainment, music and all three orders of government.

Information regarding the Town of New Glasgow can be found at: <http://www.newglasgow.ca/>

### **Town of Oxford**

Oxford is located in Cumberland County, Nova Scotia and our population is 1,100. It is recognized as the Blueberry Capitol of Canada, the home to the world's largest processor of wild blueberries.

Information regarding the Town of New Glasgow can be found at: <http://www.town.oxford.ns.ca/>

### **Town of Parrsboro**

Parrsboro is located in the southern portion of Cumberland County near the Bay of Fundy. It has a population of approximately 1,300.

Information regarding the Town of Parrsboro can be found at: <http://www.town.parrsboro.ns.ca/>

### **Town of Pictou**

Pictou is located on the Northumberland Shore of Nova Scotia in the County of Pictou. It has a population: 3,437 (2011 census) and encompasses an area of about 8 sq. km. Information regarding the Town of New Glasgow can be found at: <http://www.townofpictou.ca/>

### **Town of Stellarton**

Located on the east coast of Canada in beautiful Nova Scotia, with a population of approximately 5000, Stellarton has been serving as a regional focus for a variety of business, recreation and education activities for many years.

Information regarding the Town of Stellarton can be found at: <http://www.stellarton.ca/index.php>

### **Town of Stewiacke**

Stewiacke is a town located in southern Colchester County, Nova Scotia, Canada. The town is noted as being located halfway between the North Pole and the Equator (Actually in Alton, Nova Scotia). The population is approximately 1450.

Information regarding the Town of Stewiacke can be found at: <http://www.stewiacke.net/>

### **Town of Trenton**

The Town of Trenton is located on the Northumberland Coast of northern Nova Scotia. On the Shores of the East River, Trenton is a small town with a lot to offer.

Information regarding the Town of Trenton can be found at: <http://www.town.trenton.ns.ca/index.php>

### **Town of Truro**

The Town of Truro is a community of approximately 12,500 people located in central Nova Scotia in Colchester County. Truro is known as the "Hub of Nova Scotia", because of its geographical position and historical significance. In the mid-19th century Truro had become a manufacturing centre and – thanks in

large part to the railroad facilities – a natural distribution centre for the province; thereby earning the Town of Truro the nickname, “Hubtown.” And today, with all major highways intersecting through Truro, the town truly is the Hub of Nova Scotia.

Information regarding the Town of Truro can be found at: <http://www.truro.ca/>

### **Town of Westville**

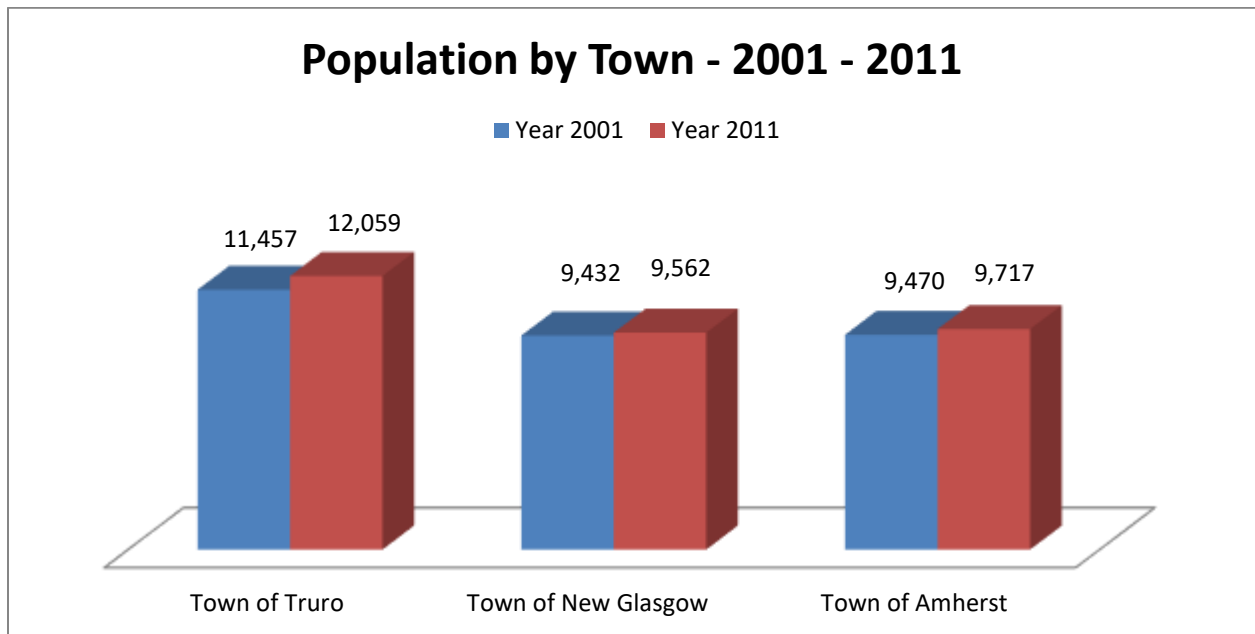
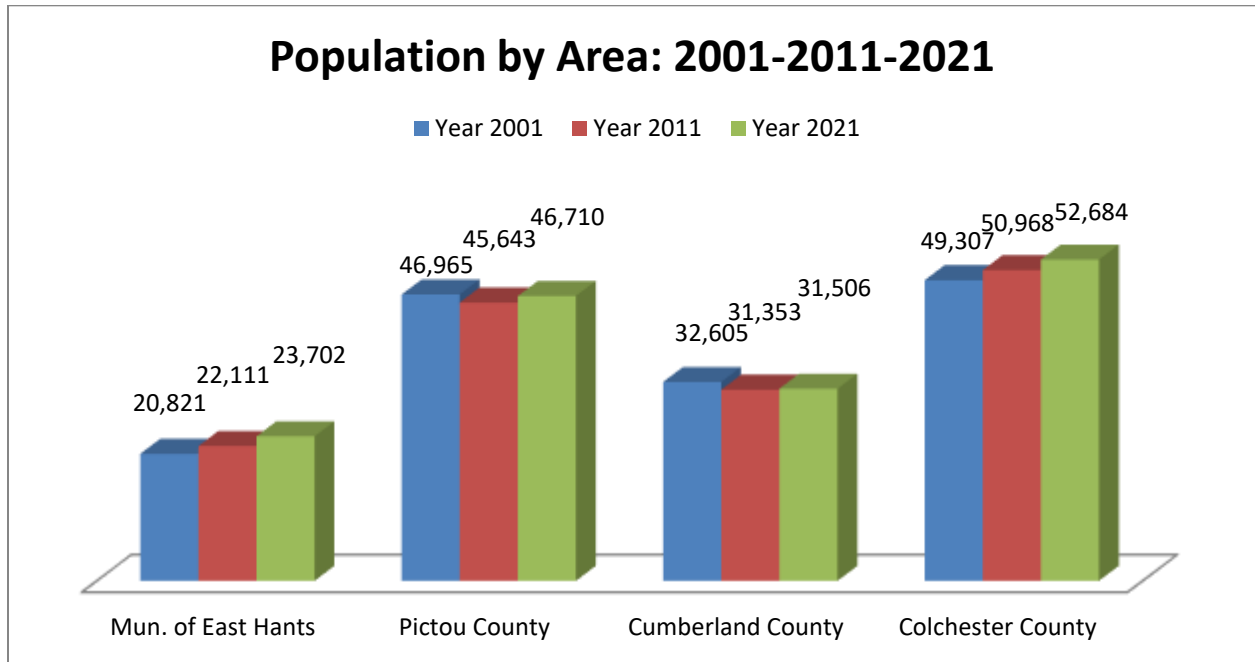
Westville is a town in Pictou County, Nova Scotia, Canada. It is located immediately west of Stellarton and about four kilometers southwest of New Glasgow. It has a population of approximately 3,800.

Information regarding the Town of Westville can be found at: <http://www.westville.ca/>

# Appendix G

## Population Trends

---



# Appendix H

## Initiating Factors

---

### Beginning

#### **Mitigating Circumstances**

Initiating Factors will not be applied to sites that are considered to be a geographically isolated school.

- Elementary and middle schools with no alternative education facility of a similar type within 30 minutes travel time between schools.
- High schools with no alternative education facility of a similar type within 45 minutes travel time between the schools.

#### **Source**

Department of Education funding format.

### Educational Services Optimization

#### **1. Initiating Factor**

Schools which less than two classes per grade level.

#### **Source**

CCRCE Long Range Outlook

#### **2. Initiating Factor**

Schools with a total enrolment of less than;

- 300 elementary school students
- 325 middle school students
- 500 high school students

#### **Source**

Family of Schools enrolment data

#### **3. Initiating Factor**

School grade configuration can begin optimization towards:

- Elementary school - Primary to Grade Five (P-5)
- Middle school - Grade Six to Grade Eight (6-8)
- High school - Grade Nine to Twelve (9-12)

#### **Source**

Review of Provincial School Boards.

## Demographics

### **4. Initiating Factor**

Schools with an enrolment decline exceeding the CCRCE average enrolment decline over the past 10-year fiscal period.

#### **Source**

CCRCE and Family of Schools enrolment data.

### **5. Initiating Factor**

Schools with a projected decline exceeding the CCRCE average projected enrolment decline over the next 10-year fiscal period.

#### **Source**

CCRCE and Family of Schools, enrolment projections.

## Utilization

### **6. Initiating Factor**

Capacity utilization currently is 60% or less of original school capacity.

#### **Source**

CCRCE Educational Services enrolment projections and school capacity as determined in the CCRCE Long Range Outlook.

### **7. Initiating Factor**

Projected capacity utilization at the end of the next 10-year fiscal period will be 60% or less of original school capacity.

#### **Source**

CCRCE Educational Services enrolment projections and school capacity as determined in the CCRCE Long Range Outlook.

## Facility

### **8. Initiating Factor**

The physical facilities are unable to support the complete Public School Program.

#### **Source**

CCRCE staff qualitative assessment. The assessment rating is on scale of 1 to 5 with 5 being the highest rating as compared to the current Department of Education requirements.

### **9. Initiating Factor**

Schools rated within the "functional" or lowest level of building conditions.

#### **Source**

Property Services building condition determination with levels of good, satisfactory and functional as stated in the CCRCE Long Range Outlook.

## **Financial**

### **10. Initiating Factor**

Schools within the highest 15% operating costs per square foot within the CCRCE, averaged over the last three years.

#### **Source**

CCRCE Financial Records – from the total operating expenditures of all costs related to maintaining and operating the building including the maintenance, utilities, custodial, snow removal and operational (non-educational costs). With 65 schools within the CCRCE, 15% represents the 10 schools within the highest cost per square foot.

### **11. Initiating Factor**

From the wage expenditures assigned to a school, schools within the highest 15% of wage costs per student within the CCRCE (based on assigned education FTEs and average teaching salary).

#### **Source**

CCRCE Financial Records – with 65 schools within the CCRCE, 15% represents the 10 with the highest wage cost per student.

January 2017



**Chignecto Central**  
Regional Centre for Education

60 Lorne Street, Truro NS B2N 3K3 902-897-8900 or 1-800-770-0008

***ccrce.ca***

 [facebook.com/CCRCE](https://facebook.com/CCRCE)

 [@CCRCE\\_NS](https://twitter.com/CCRCE_NS)

 [@ChignectoCRSB](https://youtube.com/ChignectoCRSB)